

**Please turn in 1 stage diagram for each stage shift to the  
**Production Crew mailbox**  
**the day prior to performance date.****

*\*For optimal recording, arrive 45 minutes prior to the performance for a sound check.\**

STAGE DIAGRAM FOR: \_\_\_\_\_

DATE OF PERFORMANCE: \_\_\_\_\_

*House will open no later than 15 minutes prior to the performance and 20 if a large crowd is expected*

**I WILL BE RESPONSIBLE FOR MY OWN SHIFT(S)** \_\_\_\_\_

Please use the following symbols:

**Chair** = X

**Stool** = ○

**Stand** = —

**Bench** = □

Please check which you will be using:

**PIANO**

1925 \_\_\_ Steinway \_\_\_ Harpsichord \_\_\_

**LID**

Tall Stick \_\_\_ Short Stick \_\_\_ Tall Block \_\_\_ Short Block \_\_\_ Closed \_\_\_ No Lid \_\_\_

**ORGAN LIGHT**

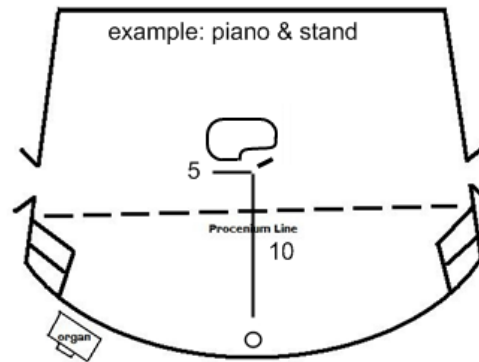
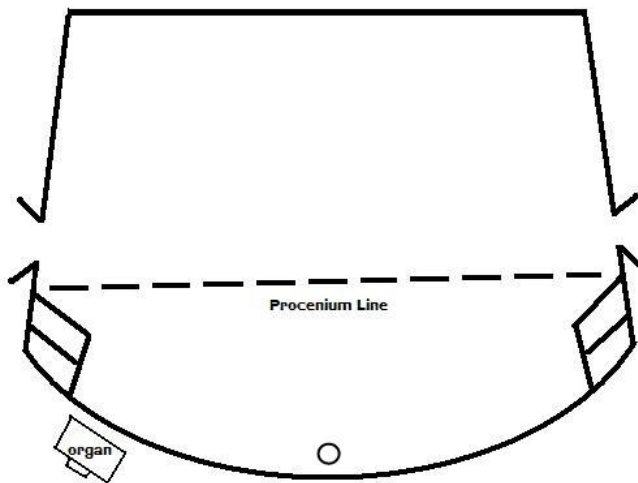
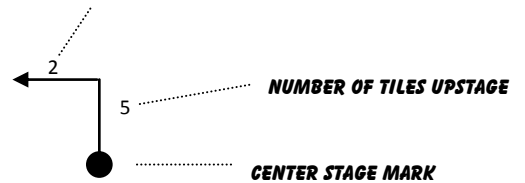
On \_\_\_ Off \_\_\_

Special Equipment: (CD player, Playback, etc.) \_\_\_\_\_

To indicate the position of objects relative to the brass center-stage mark



**NUMBER OF TILES TOWARD STAGE RIGHT**



Date Received \_\_\_\_\_ Initials \_\_\_\_\_