

**Module 1, Lesson 1—What Do You Have And What Do You Want?
Turning Dreams Into Reality
Goal Setting Activity Sheet, Page 1 of 2**

**Your Goals And Resources:
What Are Your Goals For Your Property?**

After reflecting for a few moments, write down your goals for your property. Don't let your ideas be limited by considerations such as finances at this time – you'll revise your goals after the next lesson. If you have a timeline in mind, put your finish date for the goal. If not, note the relative priority of your goals for your property.

Your Goals for Your Property	Resources Needed to Achieve Goals	Priority/ Timeline	Date Finished
1.			
2.			
3.			
4.			

Module 1, Lesson 1—What Do You Have And What Do You Want?
Turning Dreams Into Reality
Goal Setting Activity Sheet, Page 2 of 2

Your Goals for Your Property	Resources Needed to Achieve Goals	Priority/ Timeline	Date Finished
5.			
6.			
7.			
8.			
9.			

Module 1, Lesson 1—What Do You Have And What Do You Want? -
Turning Dreams Into Reality
Inventorying Property Facilities & Assets Activity Sheet, Page 1 of 4

Buildings on your property:

- House Y N Foot print* _____

- Outbuildings Y N
 - Type: _____ Foot print* _____
 - Type: _____ Foot print* _____
 - Type: _____ Foot print* _____
 - Type: _____ Foot print* _____

**Footprint:* the amount and dimension of property the building actually sits on – the “foot print” the building makes on the property.

Facilities on your property:

- Corrals Y N
Location and dimensions _____

- Pasture(s) Y N
Location and dimensions _____

- Fences Y N
Type _____
Location and lengths _____
Type _____
Location and lengths _____
Type _____
Location and lengths _____
Type _____
Location and lengths _____

- Well(s) Y N
Type _____
Permitted use types _____
Permitted use amount _____
Type _____
Permitted use types _____
Permitted use amount _____

**Module 1, Lesson 1—What Do You Have And What Do You Want?
Turning Dreams Into Reality
Inventorying Property Facilities & Assets Activity Sheet, Page 2 of 4**

Facilities on your property, continued:

- Water lines Y N
Type (household, irrigation, etc) _____
Location _____
Type _____
Location _____

- Septic System Y N
Type _____
Size and location of tank _____
Depth, location and length of drainfield _____

- Sewer Lines Y N
Size, Location and Depth _____

- Gas/Oil Lines Y N
Type (above or below ground) _____
Location _____
Type _____
Location _____

- Power Lines Y N
Type (above or below ground) _____
Location _____
Type _____
Location _____

- Cable Lines Y N
Type (above or below ground) _____
Location _____
Type _____
Location _____

- Telephone Lines Y N
Type (above or below ground) _____
Location _____
Type _____
Location _____

**Module 1, Lesson 1—What Do You Have And What Do You Want?
Turning Dreams Into Reality
Inventorying Property Facilities & Assets Activity Sheet, Page 3 of 4**

Facilities on your property, continued:

- Do you have easements on your property for any of the following:

- Sewer Y N Location _____
- Power Lines Y N Location _____
- Cable Lines Y N Location _____
- Telephone Lines Y N Location _____
- Access Y N Type _____
Location _____
- Drainage Y N Location _____
- Irrigation Ditches Y N Location _____
- Frontage Y N Type (sidewalks, street widening, etc) _____
Location _____

- Are you aware of any buffer zone requirements on your property?

Property Assets:

- Areas with trees/vegetation Y N
Condition _____
- Pasture(s) Y N
Condition _____
- Streams/Creeks Y N
Condition _____
- Wetlands Y N
Condition _____
- Ponds Y N
Condition _____

**Module 1, Lesson 1—What Do You Have And What Do You Want?
Turning Dreams Into Reality
Inventorying Property Facilities & Assets Activity Sheet, Page 4 of 4**

Property Assets, continued:

Are any of the assets listed above also problems?

Property Problems:

Weedy areas Y N

Type _____ Severity _____

Severity and total area affected _____

Type _____ Severity _____

Severity and total area affected _____

Type _____ Severity _____

Severity and total area affected _____

Type _____ Severity _____

Severity and total area affected _____

Type _____ Severity _____

Severity and total area affected _____

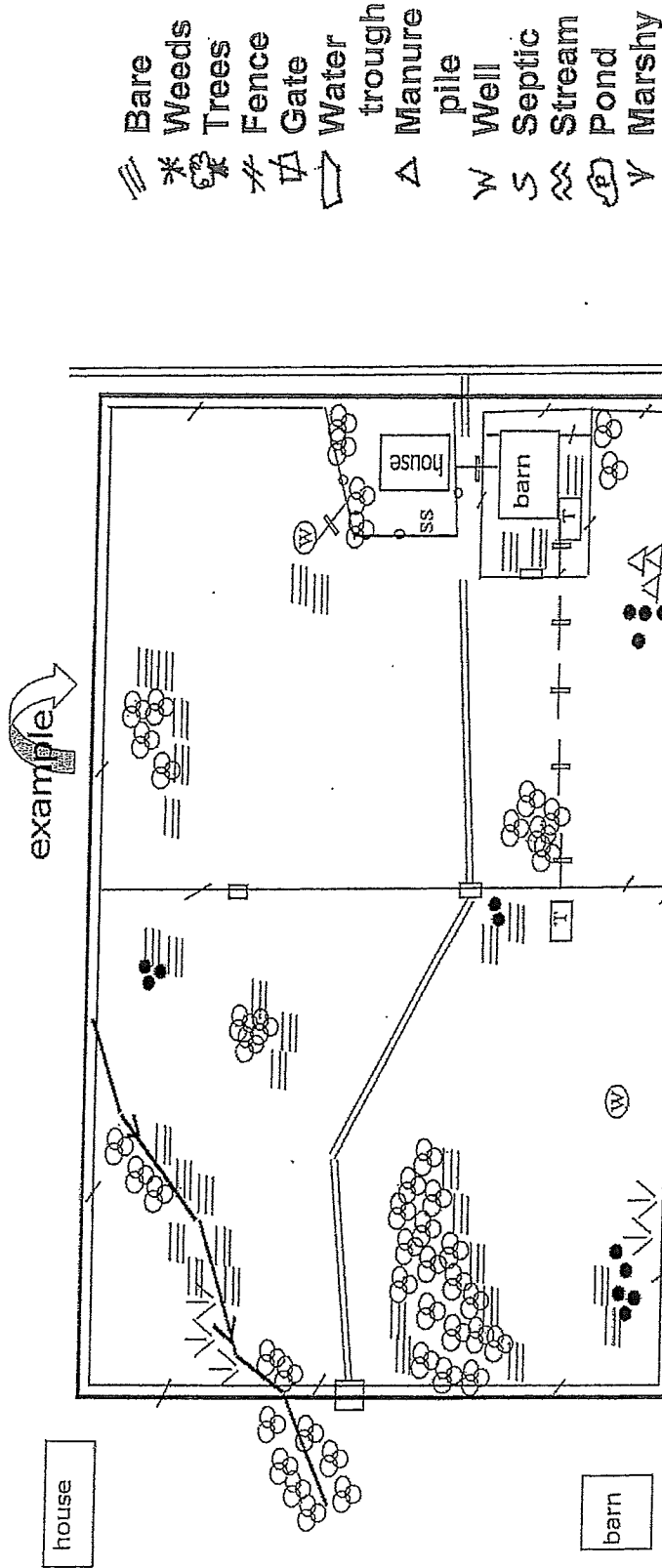
Any other problems? _____

Module 1, Lesson 1—What Do You Have And What Do You Want? Turning Dreams Into Reality

Sample Inventory Map

Property Characteristics

Legal Description: SE1/4, ne1/4, se1/4 of Section 9, T20N, R14E
 Total Acres: 10 Types and Numbers of Animals: 6 cattle, 1 horse, 3 goats
 Number of Pastures: 2 Months Animals are grazed: 9 months Soil Types: Sandy clay loam, silt loam
 Grasses Present: Tall Fescue, Orchardgrass, Clover, Bent Grass
 Weeds Present: Canada Thistle, Pigweed















Adapted from: Presentation materials written by Wendy Williams, USDA NRCGS, Bozeman, MT.

Module 1, Lesson 1—What Do You Have And What Do You Want? Turning Dreams Into Reality Inventory Map Of Existing Resources Activity Sheet

Sketch your property outline and all facilities and assets your property contains. Try to note where your neighbors' building and facilities lie in relation to your property also.

Legal Description: _____
 Total Acres: _____ Types and Numbers of Animals: _____
 Number of Pastures: _____ Months Animals are grazed: _____ Soil Types: _____
 Grasses Present: _____
 Weeds Present: _____

- | | |
|---|--------|
|  | Bare |
|  | Weeds |
|  | Trees |
|  | Fence |
|  | Gate |
|  | Water |
| | trough |
|  | Manure |
| | pile |
|  | Well |
|  | Septic |
|  | Stream |
|  | Pond |
|  | Marshy |

Module 1, Lesson 2—What Can You Do?
Financial And Human Resources Assessment Activity Sheet

Financial Resources

How much can you realistically afford to spend now? _____

Over the next year? _____

Over the next five (5) years? _____

Can your goals or improvements be done in phases? _____

Can you set annual goals to accomplish your ultimate goals over the next few years? _____

Do you have adequate funds for ongoing yearly maintenance? _____

Do you have money set aside for management emergencies (a failed septic for example)? _____

What will the property taxes and insurance costs be for any new structures? _____

Human Resources

How many hours per week **can** you put toward the labor required for your property goals? _____

How many hour per week do you **want** to put toward the labor required for your property goals? _____

Do your family members share your goals and aspirations for the property? _____

How many hours per week **can** they put toward the labor required for your property goals? _____

How many hour per week do they **want** to put toward the labor required for your property goals? _____

**Module 1, Lesson 2—What Can You Do?
Identifying Limitations Activity Sheet, Page 1 of 4**

Identify as many constraints as you can on your property. Identify the way this constraint limits the development of your acreage. Identify any mitigation available to eliminate or limit the constraint. Remember this is an ongoing process. Changing goals, new ideas and mitigation ideas and techniques will also come to light as you go through the other Living on the Land modules.

1. Limitation: _____

How does this limit your goals or development:

Mitigation/solution/compromise:

2. Limitation: _____

How does this limit your goals or development:

Mitigation/Solution/Compromise:

