



University of Idaho Extension



HEAD



HEART



HANDS



HEALTH

September 2020

INSIDE THIS ISSUE:

Latah County 4-H Office.....	1
Stay Up to Date	1
Record Books.....	1-2
General Fair News	3
Livestock & Sale News.....	4
Livestock News.....	5
COVID-19 & 4-H Protocols.....	6
Calendar	6
NEW Round Robin Rules.....	7
How to Print Record Books.....	8

UI Extension, Latah County
 200 S. Almon Street, Suite 201
 Moscow, ID 83843
 Phone: 208-883-2267
 Fax: 208-882-8505
 Email: latah@uidaho.edu

Follow us @LatahCounty4H

4-H Youth Development
 Sara Fluer, 4-H Educator
 Phone: 208-883-2267
 Email: sfluer@uidaho.edu

LATAH COUNTY 4-H NEWSLETTER

“To Make the Best Better”

LATAH COUNTY 4-H OFFICE

I want to thank each and every 4-H member, leader, and their families for your willingness to be so adaptable this summer. There have been lots of changes and important communications, and each of you has risen to the occasion and met our updates with graciousness and an open mind. Thank you!

We want to thank the Latah County Fair Board and Staff, the Latah Market Animal Sale committee (LMAS), FFA Advisors, and Latah County Commissioners who have worked tirelessly to make sure that our 4-H and FFA members can exhibit their projects in September. When you are writing your thank you notes this year, please consider dropping them a line.

Lastly, be proud of what you have accomplished this 4-H year, look ahead to what you want to learn next year, and chase after your goals! Best of luck to you, we'll see you in September!

Sara Fluer
 Associate Extension Educator
 UI Extension, Latah County

HOW TO STAY UP TO DATE WITH US?

- Check your email regularly. With all the changes this year, email is the quickest and most efficient way to reach 4-H families.
- Not quite sure who to expect emails from?
 - 1) 4-H Online bulk email list serve
 - 2) UI Extension 4-H Educator, Sara Fluer
 - 3) Latah County Fair Director, Jim Logan
 - 4) Your 4-H club and project leaders
- Read the 4-H Newsletter. Find previous editions on our website: <https://www.uidaho.edu/extension/county/latah/4-h>
- Follow [Latah County 4-H](#) & [Latah County Fair & Events Center](#) on Facebook!

UPCOMING RECORD BOOK DEADLINES

- **NON-MARKET ANIMAL & HORSE RECORD BOOKS** (*Breeding Beef, Dairy Cattle, Cat, Cavy, Dog, Goat - incl. Breeding, Dairy, Pack, Pet/Pygmy, Horse, Pocket Pets, Poultry, Rabbit, Breeding Sheep*). **Due to Extension office Friday, August 28, by 5:00 pm**
- **GENERAL PROJECT RECORD BOOKS** are due with your exhibit at general project check-in at the fair in the Large Room. **Due Wednesday, Sept. 16, 3:00 pm—7:00 pm**
- **MARKET ANIMAL RECORD BOOKS** are due to the Large Room at the Fairgrounds. **Due Saturday, Sept. 19, 12:00 pm—4:00 pm**

For more on Record Books, see page 2...



RECORD BOOKS (continued)

RECORD BOOK BASICS

Idaho 4-H transitioned statewide to online record books in October 2019 called ZSuite. Please bookmark the website for easy access:

<https://4h.zsuite.org/>



- Record books may be handwritten if youth so choose.
- Record books must be signed to be considered complete.
- All project record books must include an Involvement Report.
- Write N/A in any fields that do not apply.

SIGNATURES

- *Member Signature*—confirms the member has completed all project requirements, including activities, oral presentation, record book, story and exhibit to the best of their abilities.
- *Parent/Guardian Signature*—confirms they were aware of their child's work and endorse that their child met all the project requirements.
- *Leader Signature*—certifies to the judge and Extension staff that all project requirements were completed and an Involvement Report was filled out.
- Should the member, leader, or parent choose **not** to sign the record book cover page, please make note of that by writing 'signature withheld'.

4-H STORY

The 4-H Story is a chance to put those creative writing skills to use!

Latah County uses a *total experience story*, so members may write one story to cover all projects for the year. Include a copy in each record book.



READY TO PRINT THE FINAL PRODUCT?

Check out the **Tip Sheet** at the end of this newsletter for step by step instructions. We recommend presenting your finished record book in a pocket folder.

Optional: some members enjoy using their creative art skills to decorate or add photos to the folder cover.



QUICK TIP


It is your responsibility to...

- ✓ Print your Record Book and Involvement Report and make sure it has all 3 signatures.
- ✓ Include all required pages and inserts (i.e. Animal Science Skills Checklist).
- ✓ What you turn in is what you will be judged on.

Market Animal Members

Tips for Completing your Record Book & Involvement Report:

- Whether you choose to hand-write or type, complete as much as possible **PRIOR** to fair.
- Plan ahead! Print what you have done *before* departing for fair. Any remaining details from fair can be written into your record book while on site at the Fairgrounds.



Don't Wait...Finish your Market Animal Record Book EARLY!

Use the prices below to calculate your estimated income in your record book early. Animals sold at a youth livestock auction sell for a premium price and do not reflect the actual market value of the animal.

- BEEF: \$1.86/lb.
- GOAT: \$5.15/lb.
- SHEEP: \$4.50/lb.
- SWINE: \$3.17/lb.

(Source: Idaho 4-H Animal Science Lesson Plans, [Livestock Costs & Returns Estimate](#))

GENERAL FAIR NEWS

SCHEDULE OF EVENTS

The 2020 schedule for General Project and Livestock Weekend (Fair) is available on the Latah County Fair website at <https://www.latahcountyfair.com/p/fair/livestock-show>. Schedule is subject to change, so visit this website often.



SAFETY PROTOCOL—FACE COVERINGS & PHYSICAL DISTANCING

In lieu of the traditional Latah County Fair, 4-H youth will be participating in a private show to complete their general 4-H projects and livestock projects.

Help Us Make the Weekend a Success!

- ✓ **Wear A Face Covering** (*mask, bandana, buff, face shield*) over your nose and mouth. You may remove it at your private camper area, otherwise it must be worn while on the Fairgrounds.

*Bring a minimum of 2 face coverings/day. Change into a clean one mid-day to stay healthy! A limited supply of disposable masks will be available to each club.

- ✓ **Work Quickly & Efficiently!** Limit your time in the barns and at the wash rack. You are still responsible for caring for your animal and doing chores. Vacate the barns and show area if you do not need to be there.

- ✓ **Physical Distancing.** Be aware of how close you are to others. Make every effort to maintain a 6 ft distance.

- ✓ **Do Your Part.** Our weekend together depends entirely on each one of us upholding the COVID policy set by the City, County, and Fair Board from arrival to departure. You are representing 4-H, so please set a high standard!

****IMPORTANT NOTE:** As this event is PRIVATE, it is limited to exhibitors and exhibitor's household members ONLY.

Friends, extended family, and members of the general public will not be allowed on the Fairgrounds. We plan to highlight championship shows via Facebook Live.

CLOTHING & TEXTILE EXHIBITS

All clothing, knitting, crochet, quilting, and clothing projects and record books are due to the Latah County Extension Office by 5:00 pm on **Tuesday, September 8**. These items are judged prior to fair.



STYLE REVIEW

Style Review will be held on Thursday, September 17, at the Fairgrounds at 6:00 pm. Please arrive by 5:30 pm to the Large Room to change into your clothing.

Style Review will be outside under the stage cover on the Main Lawn to allow adequate spacing for the audience. We will invite your fellow exhibitors and their household members to come cheer you on! In case of inclement weather, we will move inside to the

Commercial Building. The date & time will not change.



GENERAL PROJECT CHECK-IN

Wednesday, September 16, from 3:00-7:00 pm. Exhibits will be checked-in and displayed in the Large Room.

Here's what to turn in:

- 4-H Members: Your General Project exhibit and Record Book, including a copy of your Involvement Report in EACH project record book.
- Cloverbuds: Your exhibit and Memory Book.

GENERAL PROJECT PICK-UP

Pick up your projects from the Large Room on Saturday, September 19, from 3:00 pm—5:00 pm. Don't forget to take your project home!

4-H MOBILE OFFICE

Find our temporary office during fair in the Large Room. We will not be located outside the animal barns this year.

LIVESTOCK & SALE NEWS

LATAH COUNTY 4-H & FFA MARKET ANIMAL SALE

Market Animal Exhibitors, you MUST REGISTER with ShoWorks to participate in the Auction. This registration is due by **September 1**.



Latah County
4-H & FFA Market
Animal Sale



We know you have already registered for Fair and completed the LMAS Consignment/COOL Form, however this new step is necessary for participation in the virtual auction.

Find step-by-step instructions and register here by September 1: <https://www.latahcountyfair.com/p/fair/livestock-auction>

MARKET ANIMAL FLOATER POLICY

The Latah Market Animal Sale (LMAS) Committee has a floater policy in place for all market animals. A second animal, or a 'floater', serves as a replacement animal in the event your primary project animal becomes sick, injured, or is otherwise not fit for show. Read the full policy on our website: <https://www.uidaho.edu/extension/county/latah/4-h/weigh-in>

LIVESTOCK SALE OUTREACH

Youth play an important role in outreach for the market animal sale and are essential to building our local buyer base. Here are some do's and don'ts to help you:

DO:

- Write a letter to a prospective buyer inviting them to the sale. Let them know the date and time.
- Take a community-minded approach and contact buyers to invite them to participate in supporting all youth who are selling an animal. We are all in this together as a youth organization.
- Thank a prospective buyer for their consideration and for supporting 4-H!

DON'T:

- Don't seek direct personal profit for yourself under the 4-H name and emblem. This violates the Idaho 4-H Policies and Procedures.
- Don't ask a prospective buyer to purchase your animal only.

Sample Buyer Letter

Dear <Prospective Buyer>,

My name is <Your Name>, I am a member of <insert 4-H club>. I would like to invite you to the 2020 Latah County Virtual 4-H and FFA Market Animal Sale. This year, over 200 4-H and FFA members will be selling their market beef, goat, poultry, rabbit, sheep, and swine projects. I will be joining my peers to sell my <insert market project>.

To keep our buyers and community healthy and safe, the sale will be held online this year. The virtual sale will begin on Friday, September 18, at 12:00 pm and will end on Saturday, September 19, at 2:00 pm.

Buyer pre-registration is now open at <https://www.latahcountyfair.com/p/fair/livestock-auction>.

Thank you for your consideration and support of 4-H and FFA youth in Latah County.

Sincerely,

<Your Name>

FINAL WEIGH-IN SCHEDULE

Wednesday, Sept. 16

- Swine: 6:00 am– 11:00 am
- Market Beef: 11:00 am– 1:00 p.m.*
- Market Lamb/Goat: 1:00 pm– 2:00p.m.*

*Beef Members must bring **BRAND INSPECTION** papers!

*Beef & Sheep/Goat can be unloaded and stalled in their barns prior to their assigned weigh-in. All large animals must be on the Fairgrounds and checked in by 6:30 pm on Wednesday.

LIVESTOCK DAYS ON FEED: end date Sept. 16, 2020

- Market Beef: 151 (Possession 4/18/20)
- Market Swine: 107 (Possession 6/1/20)
- Market Lamb/Goat: 72 (Weighed 7/6/20)

MIN/MAX WEIGHTS

- Market Beef: 1050-1500 lbs.
- Market Swine: 230-290 lbs.
- Market Lamb: 110-150 lbs.
- Meat Goat: 70-120 lbs.



LIVESTOCK JUDGING CONTEST

The 2020 Livestock Judging Contest has been canceled. The county requirement has been waived this year.

LARGE ANIMAL ROUND ROBIN

***NEW Large Animal Round Robin format!

Each Champion exhibitor will begin the contest with their own animal. Please review the attached rules on page 7 for specifics.

HERDSMANSHIP, DECORATIONS & BARN DUTY

Since the Fairgrounds is closed to the public this year, there is no need to decorate the barns or your stall. Youth will still display their stall card.

Your Barn Superintendents still expect a tidy barn and for you to do your chores. Pens are to be cleaned daily, animals must have fresh water and be fed, aisles swept, and tack areas kept tidy.

BEEF & DAIRY NECK ROPES

All cattle projects are required to have a neck rope on while stalled or in tie-outs at the fair. Chains **are not allowed**. One rope must be tied to the rail and one to the cable for safety reasons. If you have any questions about using a neck rope, please contact your Beef or Dairy Leader.

FAQ: SWINE WEIGH-IN

Below are answers to many frequently asked questions about finishing the market swine project.



- **Can I bring my floaters to the fair to be weighed?** Yes, floaters can be weighed, but may not stay at fair. They must go home on Wednesday.
- **What should I bring to final weigh-in?** We recommend members are prepared with proof of ownership/bill of sale.
- **What happens to underweight animals? Can I still sell?** You are responsible for the private treaty sale of your animal after fair.
- **What number do I use for initial weight for my**

animal? Initial weight for animals may be established by breeder weight, taping, bathroom scale or the default placeholder weight of **76 lbs.**

- **How many days on feed for swine projects?** 107 days. This uses the initial date of possession of the animal of June 1st.

SHOW ATTIRE

Professional dress is an essential component to a successful showing experience. It is important for 4-H members to look their best when they are in the show ring exhibiting their animals. Remember that you are representing yourself, your county, club, and community.

Show ring attire:

- Long, clean pants.
- Button/snap-up shirt, tucked in and buttoned up.
- Close-toed, leather shoes or boots. For safety reasons, sandals may not be worn while showing your animal.

PARENT ROLE AT FAIR

Parents and family members are our biggest fans at fair and play an important role in supporting and guiding youth 4-H members. However, parents should not be taking care of or leading animals for their 4-H'ers. If a 4-H member needs help, encourage them ask an older youth to lend a hand. Peer-to-peer learning is a great opportunity to refine leadership skills and make new friends!

COVID-19 & 4-H PROGRAM PROTOCOLS

IDAHO REBOUNDS PLAN

Idaho 4-H will be following the Governor's four-phase plan, [Idaho Rebounds](#), and all associated protocols. Additionally, Latah County is subject to any local public health orders in place through the County and any of the City governments.

STAGE 4 – (June 13-present)

Gatherings, both public and private, of more than 50 people, where appropriate physical distancing and precautionary measures are observed can occur. 4-H Events may resume **only** if meeting protocols can be met.

Protocol:

- Group size 50+
- Disinfect the meeting space, especially high touch surfaces.
- Face coverings for youth, volunteers and staff are highly encouraged (required within Moscow city limits)
- Maintain social distance of 6' or more. We recommend meeting outdoors if possible.
- Handwashing stations and hand sanitizer will be made available to all participants.

CITY OF MOSCOW EMERGENCY PUBLIC HEALTH ORDER

The City of Moscow has extended an emergency public health order to October requiring the use of face coverings and physical distancing of 6' within Moscow city limits.

2020 CALENDAR

AUGUST

- **28**—Non-market animal and horse record books due to Extension office by 5:00 PM

SEPTEMBER

- **7**—Latah County Extension closed—Labor Day
- **16**—Final Animal Weigh-In
- **16**—General 4-H Exhibit Check-In at the Ice Rink
- **17-19**—Latah County General Project & Livestock Weekend
- **17**—4-H Style Review
- **18-19**—Market Animal Sale
- **28**—Leader's Council Meeting
- **30**—End of 2019-2020 4-H year

OCTOBER

- **1**—Start of 2020-2021 4-H year

NOVEMBER

- **1**—Club Financial Audits Due
- **TBA**—Enrollment Night at Latah County Extension
- **15**—County Awards Night
- **23**—Leader's Council Meeting

Latah County 4-H and FFA Large Animal Round Robin Contest

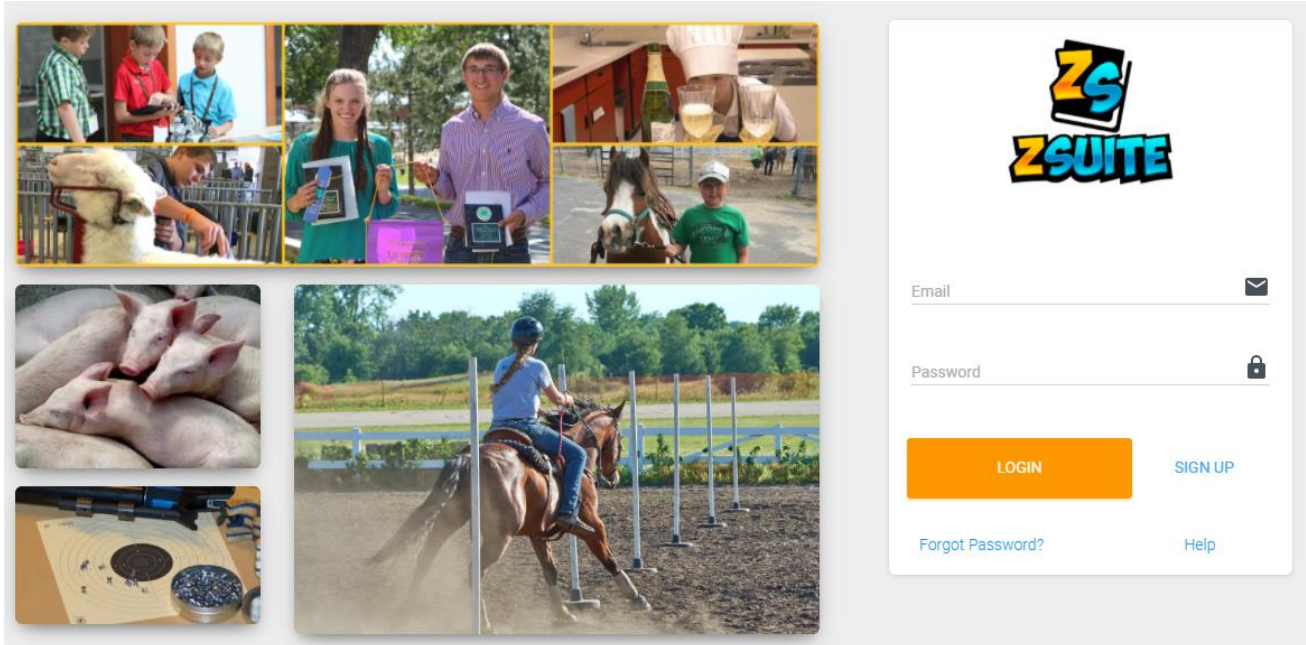
1. 4-H participants in the Round Robin Contest must be 8 years old by January 1st of the fair year.
2. There will be a maximum of 2 showman per species.
3. 4-H and FFA will be judged separately.
4. The Grand Champion Showmen for the following species will be eligible for the Round Robin Contest: Beef, Dairy, Goat, Sheep, Swine, and Horse. Excludes Pack Goat.
5. If the Grand Champion Showman chooses not to participate, the eligibility will then go to the Reserve Showman for the species, and if needed to the Bronze Showman for the species. The horse Showmen will give notification by August 1st if they will or will not participate. Written refusal form will be provided by the Extension office.
6. If a showman is eligible to participate in the Round Robin competition with more than one species, the showman must declare one species. The species declined shall have its representation determined by rule #5. Should a showman who is a dual-member of both 4-H and FFA qualify with two different species, they are eligible to participate in the contest with both species.
7. All eligible participants will begin the contest by showing their own animal and rotate clockwise. If barn superintendent, 4-H Extension personnel, FFA advisor, or Horse Leader feel an animal is being stressed they will decide the replacement animal(s).
8. Each species will be shown for 7 minutes. Each Showman will show all species, using correct showmanship techniques for each. All competitors will be showing at the same time.
9. Animals will be shown in a central arena, if possible. Fair management is responsible for arena set up.
10. There will be 1 (one) judge for each species, someone not from our county, is preferred. The judge(s) will have knowledge about the species and the correct way that species is to be shown. A volunteer will hold animals when participates rotate. The volunteer will be selected by management.
11. The judge(s) will score the Showman on a scale of 1 to 10. One being the lowest and ten being the highest. Showman with the highest total points after showing all species will be the Overall Grand Champion. Two (2) awards will be given out, 1 (one) to 4-H and 1 (one) to FFA. Awards purchased and provided by the Fair board.
12. Showman will be judged Olympic style: Meaning individuals are scored against their own ability, they are not judged against the other showman.
13. The judge may ask the exhibitors to switch animals during the course of each species being shown.
14. In case of a tie, the Showman will be given a question by the judge, on any species shown during the contest. Exhibitors will have 30 seconds to answer the question.
15. A Showman may participate in the Round Robin Contest each year they qualify.
16. The judge's decision is final.

ZSUITE HOW-TO GUIDE: Print out your Record Book and/or Involvement Report

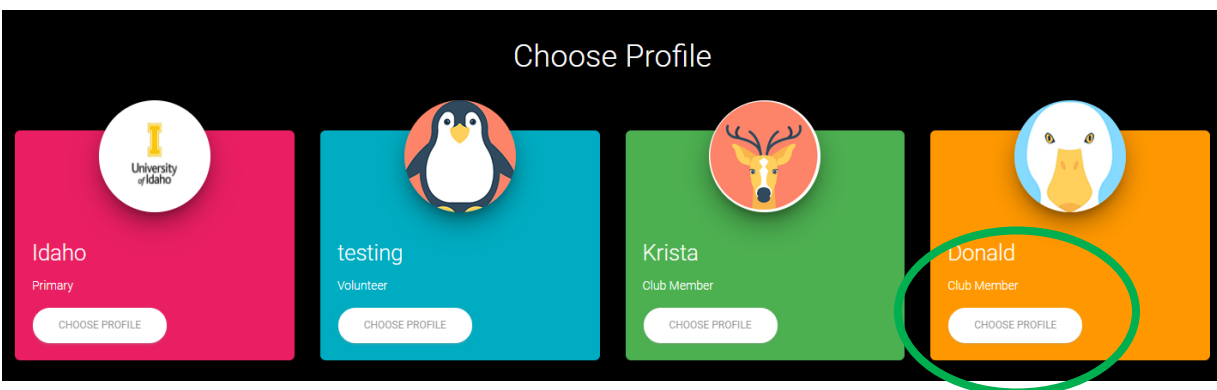
The process for turning in record books is *exactly the same as it has been done in previous years*. Please turn in a **hard copy, fully signed, and presented in a pocket folder (or similar presentation folder)**.

NON-MARKET animal books are due *before* fair. MARKET animal record books are due the *last* day of fair. A copy of your Involvement Report must be turned in with *each* project record book.

1. Log into ZSuite using your family email and password at <https://4h.zsuite.org/>.

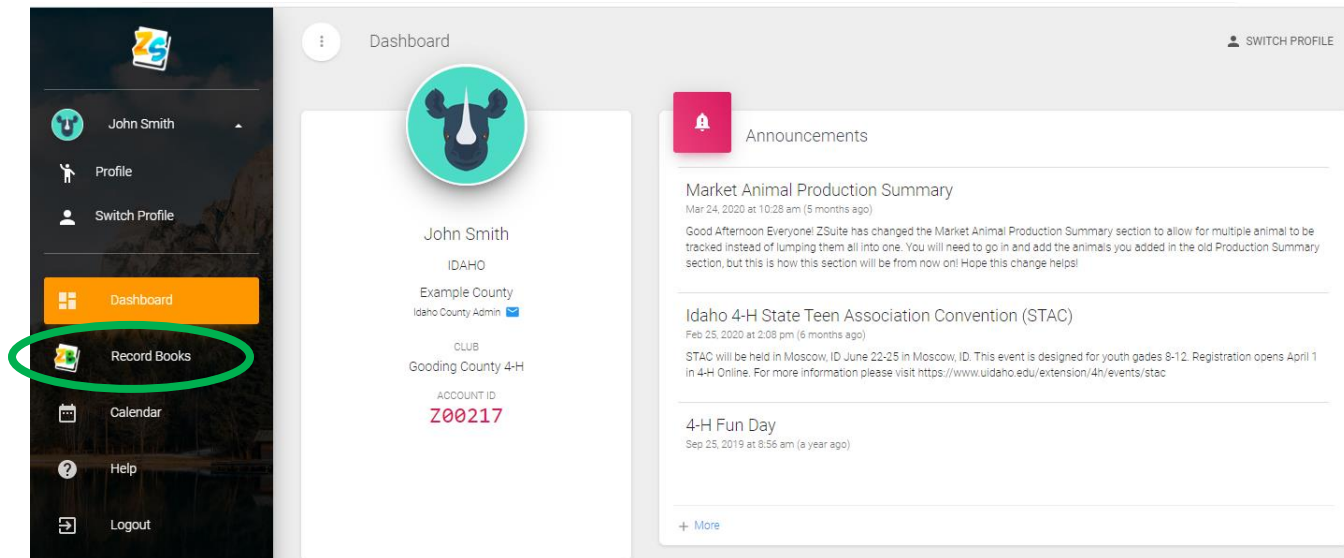


2. Once logged in, you will be directed to your 'Family Dashboard'. Select '**CHOOSE PROFILE**' under the name of the member who is printing their record book.

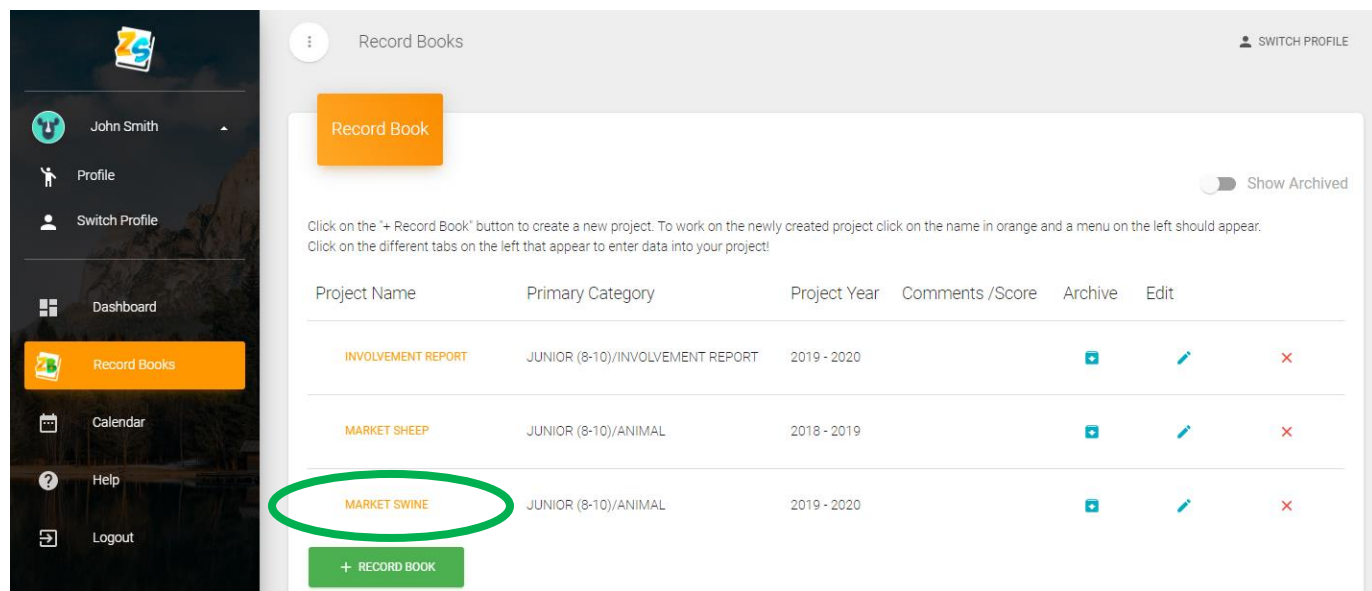


ZSUITE HOW-TO GUIDE: Print out your Record Book and/or Involvement Report

3. Once in your member dashboard, select 'Record Books' from the left-hand black navigation pane.



4. A list of the member's record books will populate. Select the title of the record book you wish to print*. **Note: If you have not yet started your record book, you will have to build one by selecting the green '+RECORD BOOK' option.*



ZSUITE HOW-TO GUIDE: Print out your Record Book and/or Involvement Report

- Now that you are in the record book you wish to print, scroll down on the black navigation pane until you see 'Record Book' near the bottom of the list. Click on 'Record Book'.

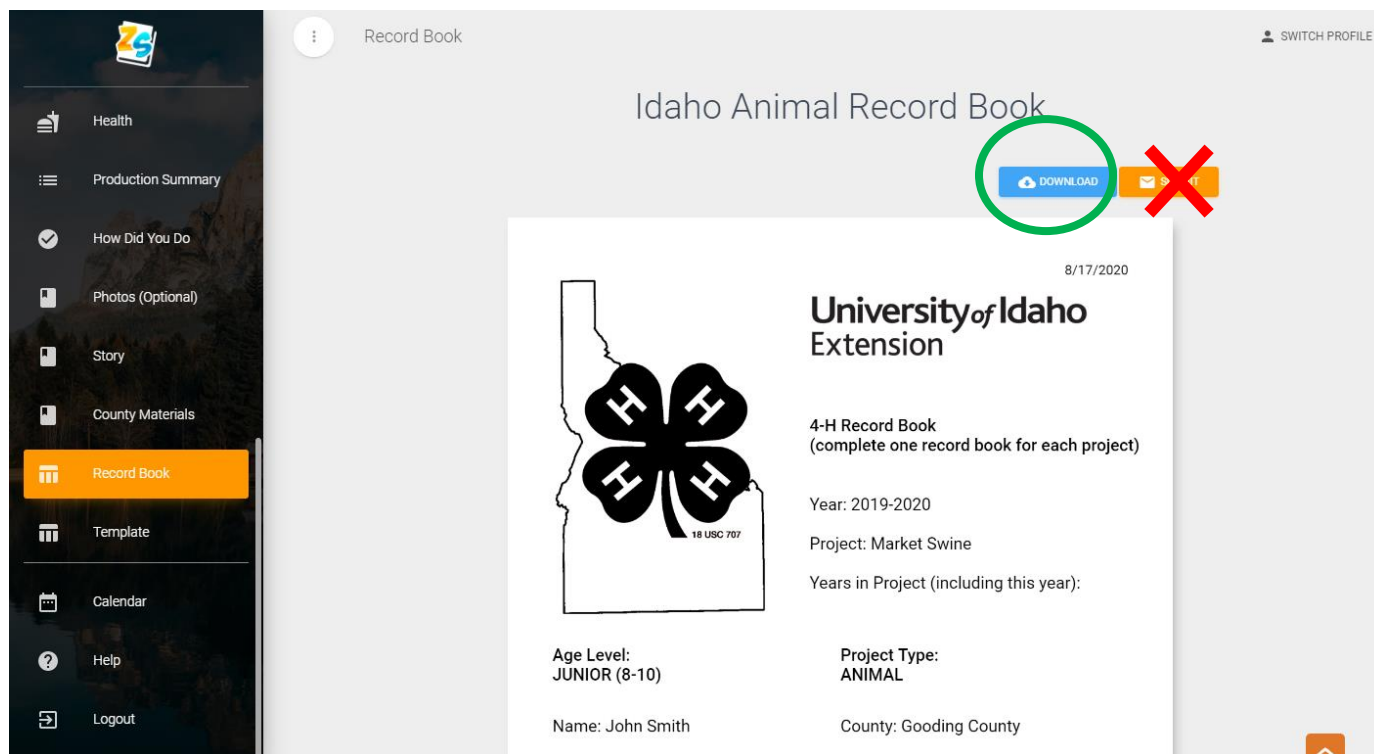
The screenshot shows the ZSuite Record Book interface. On the left is a dark navigation pane with a list of items. The 'Record Books' section is expanded, and 'Home (Market Swine)' is highlighted with a red circle. A green arrow points downwards from this menu with the text 'Scroll down...'. Below this, another part of the navigation pane is shown with 'Record Book' highlighted by a red circle. The main content area is titled 'Record Book' and features a 'Show Archived' toggle. Below this is a table of projects:

Project Name	Primary Category	Project Year	Comments /Score	Archive	Edit
INVOLVEMENT REPORT	JUNIOR (8-10)/INVOLVEMENT REPORT	2019 - 2020			
MARKET SHEEP	JUNIOR (8-10)/ANIMAL	2018 - 2019			
MARKET SWINE	JUNIOR (8-10)/ANIMAL	2019 - 2020			

At the bottom of the main content area, there is a green button labeled '+ RECORD BOOK'. The footer of the page includes the copyright notice '© 2020 ZSuite Stay Amazing! the ZSuite Team' and a home icon.

ZSUITE HOW-TO GUIDE: Print out your Record Book and/or Involvement Report

6. This will generate a preview of your record book. Scroll through it to make sure all your information has been entered. **DO** select the blue 'DOWNLOAD' button. **DO NOT** select the 'Submit' button.



7. A PDF of your record book will automatically download and you can print directly from your computer.
8. Now your record book is ready for the finishing touches. Present it neatly in a folder for the judge, don't forget to have your parent/guardian and a leader sign it, and make sure you turn it in on time 😊

ALL 4-H members, it is your responsibility to...

- Print your Record Book and Involvement Report and make sure it is signed by your parent/guardian **and** by your project leader.
- Make sure all the pages and inserts (such as your Animal Science Skills Checklist) are included and complete.
- What you turn in to the Extension office is what you will be judged on.



MARKET ANIMAL MEMBERS

Tips for Completing your Record Book & Involvement Report at Fair:

- Whether your Record Book and/or Involvement Report is typed or hand-written, **complete as much as possible PRIOR to fair.**
- Print what you have done **before** departing for fair. Any remaining information from fair (such as income from the sale) you can write into your record book on site at the Fairgrounds if you live out of town or do not have access to a printer.
- Write N/A in any fields that may not apply.

