



Owyhee County 4-H Cloverbud



Bug Out! Activity Book



Name _____

Age _____ Year in 4-H _____ 20_____

Club Name _____

Member's Signature _____

Parent/Guardian's Signature _____

Leader's Signature _____

Projects or activities I worked on this year were: _____

I attended _____ club meetings.

I helped the community by: _____

I like being in 4-H because: _____

This year I learned how to: _____

This year I showed others how to: _____





Here are some pictures of me and things I did in 4-H this year . . .



Here is a drawing or story about me and 4-H . . .



Parts of an Insect's Body


The insect's body is in three parts. The **head** is where the eyes are.

They have eyes, so they can see.


Insects have two feelers like little wires, called antennae (an TEN e), coming out of their heads.



They also have a mouth.



Insects have three main body parts and six legs. Draw a line from the name to the body part.



Some insects
are fancy.



Butterfly

Other insects are plain.




Cockroach

Some insects fly.



Fly

Some insects jump.



Grasshopper

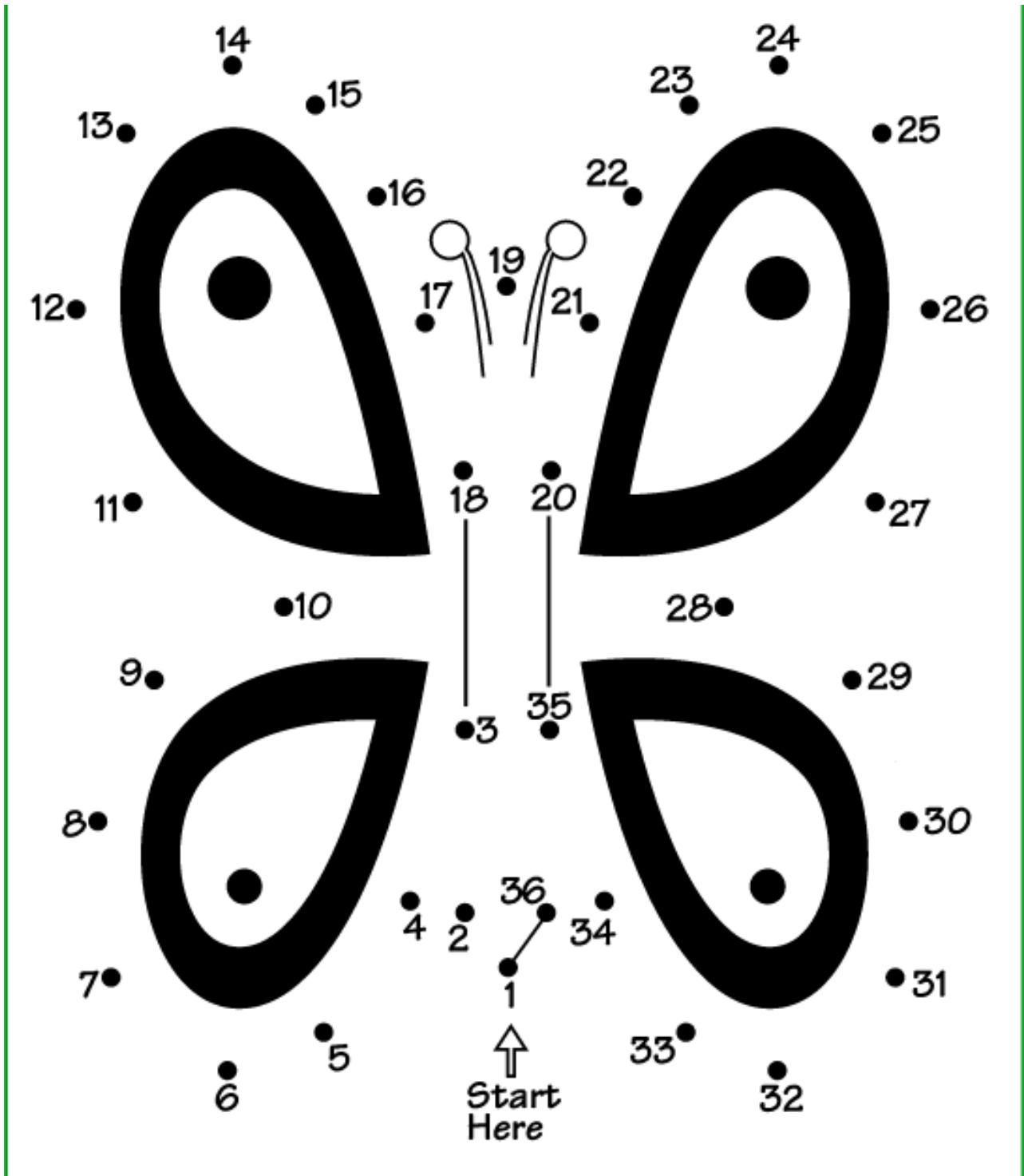
Some insects walk.



Ant


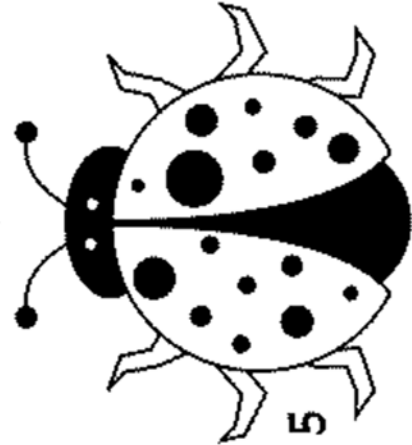



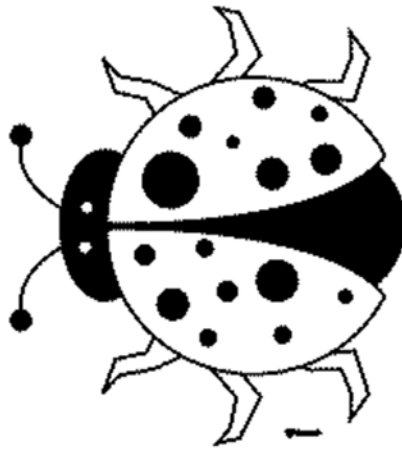


Connect the dots!




FIND THE TWINS

WHICH TWO ARE EXACTLY ALIKE?



ANSWER: TWO AND SIX



Fun Things To Do!

Take a walk in the woods and look for insects.
Take a video or pictures during the trip.



Collect caterpillars and the leaves on which they are feeding. Place them in a container and watch them grow into butterflies or moths.



Check out library books such as **Insects** by Herbert s. Zim and Clarence Cottam. Read your child a story about insects such as **The Very Hungry Caterpillar** by Eric Carle. Make a list of the things it eats and try to have your child taste as many of the same foods the caterpillar ate.




On a warm night, hang a white sheet in your yard with a light shining on it. Observe the insects it attracts.

Collect lightning bugs and time the intervals between their flashes. Are they all the same?



Suggestions for further reading:

- L.H. Burton and M.N. Hapai. BugPlay: Activities with Insects for Small Children. Addison-Wesley Publishing. 1990.
- Ruth Brown. Ladybug, Ladybug. Dutton, 1988.
- Eric Carle. The Very Quiet Cricket. Philomel Books, 1990.
- Eric Carle. The Very Hungry Caterpillar. Philomei Books, 1979.
- Eric Carle. The Grouch Ladybug. Harper and Rowe, 1977.
- Ned Delaney. One Dragon to Another. Houghton-Mifflin, 1976.
- James Howe. I Wish I Were a Butterfly. Harcourt, Brace & Jovanaovich, 1977.





I Pledge

(Right Hand over Heart)



(Arms at Sides)



4-H Pledge

My Head to Clearer Thinking,

My Heart to Greater Loyalty,

My Hands to Larger Service

and My Health to Better Living,

For My Club, My Community, My Country, and My World.



(Right Hand Points to Forehead)



(Arms Slightly Bent Palms Up)

University of Idaho Extension

To enrich education through diversity, the University of Idaho is an equal opportunity/affirmative action employer and educational institution. University of Idaho and US Department of Agriculture cooperating

Would you like to learn more about all the 4-H projects and activities in Owyhee County?

Contact us at:
208-896-4104 ♦ owyhee@uidaho.edu
www.owyheecounty.net