



AMERICAN COLLEGE HEALTH ASSOCIATION

American College Health Association-National College Health Assessment (ACHA-NCHA III)
Institutional Data Report - Fall 2020 UNIVERSITY OF IDAHO

American College Health Association
8455 Colesville Road, Suite 740
Silver Spring, MD 20910
(410) 859-1500
www.acha.org

December 1, 2020
FREQUENCY REPORT
Number of Surveys (n) =

727 Web Surveys

Frequency tables are presented for every multiple choice and select all that apply questions from the survey. The mean, median, standard deviation, minimum, and maximum values are provided for the variables that are continuous, as well as those scales within the survey that produce a score.

Space for value labels associated with each response option is limited in this document and are often abbreviated for brevity. Furthermore, response options are listed in numeric order within the frequency tables, which may differ from the way they appear to students in the survey. **Please always refer to the survey codebook rather than this report document for the exact wording of survey questions and the associated response options.**

A note about the use of sex and gender in this report:

Survey responses are reported by sex based on the responses to questions 67A, 67B, and 67C. For the purpose of the ACHA-NCHA report documents, respondents are reported as male or female only when their responses to these three questions are consistent with one another. If gender identity is consistent with sex at birth AND "no" is selected for transgender, then respondents are designated as either male or female. If respondents select "yes" for transgender OR their sex at birth is not consistent with their gender identity, then they are designated as non-binary. A respondent that selects "intersex" for sex at birth, "no" for transgender, and man or woman for gender identity are designated as male or female. A respondent that selects "intersex" for sex at birth, "yes" for transgender, or selects a gender identity other than man or woman are designated as non-binary. A respondent that skips any of the three questions is designated as unknown. Only 3 of the 4 categories are displayed in this report. Respondents categorized as non-binary are included in the Total column, but are not presented in a separate column. When the Total of any given row is higher than the sum of the male, female, and unknown respondents, the difference can be attributed to non-binary respondents that selected the response option presented in that row.

1) How would you describe your overall health?

	Male		Female		Unknown		Total		Pct.
	Freq.	Pct.	Freq.	Pct.	Freq.	Pct.	Freq.	Pct.	
1 Excellent	63	27	60	14	1	25	124	17.5	
2 Very good	93	39	174	39	1	25	274	38.6	
3 Good	61	26	166	37	0	0	235	33.1	
4 Fair	17	7	42	9	2	50	69	9.7	
5 Poor	4	2	4	1	0	0	8	1.1	
Valid responses =	238	34	446	63	4	1	710	97.7	

Invalid responses include no response.

2A) I feel that I belong at my college/university.

	Male		Female		Unknown		Total		Pct.
	Freq.	Pct.	Freq.	Pct.	Freq.	Pct.	Freq.	Pct.	
1 Strongly disagree	5	2	2	0	0	0	9	1.2	
2 Disagree	8	3	14	3	0	0	26	3.6	
3 Somewhat disagree	13	5	22	5	1	25	38	5.3	
4 Somewhat agree	51	21	84	19	2	50	142	19.6	
5 Agree	108	45	215	47	1	25	332	45.9	
6 Strongly agree	56	23	117	26	0	0	176	24.3	
Valid responses =	241	33	454	63	4	1	723	99.4	

Invalid responses include no response.

2B) I feel that students' health and well-being is a priority at my college/university.

	Male		Female		Unknown		Total		Pct.
	Freq.	Pct.	Freq.	Pct.	Freq.	Pct.	Freq.	Pct.	
1 Strongly disagree	6	3	9	2	1	25	18	2.5	
2 Disagree	14	6	22	5	0	0	40	5.5	
3 Somewhat disagree	16	7	33	7	2	50	55	7.6	
4 Somewhat agree	58	24	137	30	0	0	199	27.6	
5 Agree	109	45	178	39	1	25	294	40.7	
6 Strongly agree	39	16	73	16	0	0	116	16.1	
Valid responses =	242	34	452	63	4	1	722	99.3	

Invalid responses include no response.

2C) At my college/university, I feel that the campus climate encourages free and open discussion about students' health and well-being.

	Male		Female		Unknown		Total		Pct.
	Freq.	Pct.	Freq.	Pct.	Freq.	Pct.	Freq.	Pct.	
1 Strongly disagree	2	1	3	1	0	0	5	0.7	
2 Disagree	13	5	18	4	0	0	32	4.4	
3 Somewhat disagree	17	7	30	7	1	25	53	7.3	
4 Somewhat agree	67	28	129	28	3	75	209	28.9	
5 Agree	107	44	208	46	0	0	320	44.3	
6 Strongly agree	35	15	66	15	0	0	104	14.4	
Valid responses =	241	33	454	63	4	1	723	99.4	

Invalid responses include no response.



AMERICAN COLLEGE HEALTH ASSOCIATION

American College Health Association-National College Health Assessment (ACHA-NCHA III) Institutional Data Report - Fall 2020 UNIVERSITY OF IDAHO

American College Health Association
8455 Colesville Road, Suite 740
Silver Spring, MD 20910
(410) 859-1500
www.acha.org

December 1, 2020
FREQUENCY REPORT
Number of Surveys (n) =

727 Web Surveys

2D) At my college/university, we are a campus where we look out for each other.

	Male		Female		Unknown		Total	
	Freq.	Pct.	Freq.	Pct.	Freq.	Pct.	Freq.	Pct.
1 Strongly disagree	4	2	3	1	1	25	10	1.4
2 Disagree	6	3	15	3	0	0	24	3.3
3 Somewhat disagree	26	11	39	9	0	0	68	9.5
4 Somewhat agree	88	37	152	34	3	75	248	34.5
5 Agree	85	35	190	42	0	0	282	39.2
6 Strongly agree	32	13	51	11	0	0	87	12.1
Valid responses =	241	34	450	63	4	1	719	98.9

Invalid responses include no response.

3A) How many hours do you spend in a typical week (7 days) on the following activities?

Attending classes, discussion sections, or labs

	Male		Female		Unknown		Total	
	Freq.	Pct.	Freq.	Pct.	Freq.	Pct.	Freq.	Pct.
1 0 hours	3	1	5	1	1	25	9	1.2
2 1-5 hours	33	14	66	15	0	0	104	14.4
3 6-10 hours	57	24	104	23	1	25	172	23.8
4 11-15 hours	73	30	127	28	1	25	207	28.6
5 16-20 hours	43	18	102	23	0	0	148	20.5
6 21-25 hours	21	9	31	7	1	25	53	7.3
7 26-30 hours	8	3	7	2	0	0	15	2.1
8 More than 30 hours	4	2	11	2	0	0	15	2.1
Valid responses =	242	33	453	63	4	1	723	99.4

Invalid responses include no response.

3B) How many hours do you spend in a typical week (7 days) on the following activities?

Studying and other academic activities outside of class

	Male		Female		Unknown		Total	
	Freq.	Pct.	Freq.	Pct.	Freq.	Pct.	Freq.	Pct.
1 0 hours	3	1	3	1	0	0	6	0.8
2 1-5 hours	30	12	70	16	4	100	108	15.0
3 6-10 hours	58	24	127	28	0	0	194	26.9
4 11-15 hours	55	23	84	19	0	0	142	19.7
5 16-20 hours	40	17	76	17	0	0	122	16.9
6 21-25 hours	22	9	26	6	0	0	49	6.8
7 26-30 hours	15	6	36	8	0	0	52	7.2
8 More than 30 hours	19	8	29	6	0	0	48	6.7
Valid responses =	242	34	451	63	4	1	721	99.2

Invalid responses include no response.

3C) How many hours do you spend in a typical week (7 days) on the following activities?

Attending cultural events, movies, concerts, sports or other entertainment with others

	Male		Female		Unknown		Total	
	Freq.	Pct.	Freq.	Pct.	Freq.	Pct.	Freq.	Pct.
1 0 hours	104	43	163	36	3	75	283	39.2
2 1-5 hours	101	42	242	54	1	25	354	49.0
3 6-10 hours	25	10	29	6	0	0	55	7.6
4 11-15 hours	6	3	12	3	0	0	18	2.5
5 16-20 hours	6	3	5	1	0	0	11	1.5
6 21-25 hours	0	0	1	0	0	0	1	0.1
7 26-30 hours	0	0	0	0	0	0	0	0.0
8 More than 30 hours	0	0	0	0	0	0	0	0.0
Valid responses =	242	34	452	63	4	1	722	99.3

Invalid responses include no response.

3D) How many hours do you spend in a typical week (7 days) on the following activities?

Performing community service or volunteer activities

	Male		Female		Unknown		Total	
	Freq.	Pct.	Freq.	Pct.	Freq.	Pct.	Freq.	Pct.
1 0 hours	165	68	273	60	4	100	457	63.1
2 1-5 hours	63	26	163	36	0	0	233	32.2
3 6-10 hours	11	5	11	2	0	0	23	3.2
4 11-15 hours	3	1	4	1	0	0	8	1.1
5 16-20 hours	0	0	3	1	0	0	3	0.4
6 21-25 hours	0	0	0	0	0	0	0	0.0
7 26-30 hours	0	0	0	0	0	0	0	0.0
8 More than 30 hours	0	0	0	0	0	0	0	0.0
Valid responses =	242	33	454	63	4	1	724	99.6

Invalid responses include no response.



AMERICAN COLLEGE HEALTH ASSOCIATION

American College Health Association-National College Health Assessment (ACHA-NCHA III)
Institutional Data Report - Fall 2020 UNIVERSITY OF IDAHO

American College Health Association
8455 Colesville Road, Suite 740
Silver Spring, MD 20910
(410) 859-1500
www.acha.org

December 1, 2020
FREQUENCY REPORT
Number of Surveys (n) =

727 Web Surveys

3E) How many hours do you spend in a typical week (7 days) on the following activities?

Participating in physical exercise, team sports, recreational sports, or physically active hobbies

	Male		Female		Unknown		Total		Pct.
	Freq.	Pct.	Freq.	Pct.	Freq.	Pct.	Freq.	Pct.	
1 0 hours	50	21	123	27	3	75	187	25.9	
2 1-5 hours	111	46	231	51	1	25	353	49.0	
3 6-10 hours	48	20	58	13	0	0	108	15.0	
4 11-15 hours	24	10	19	4	0	0	43	6.0	
5 16-20 hours	6	3	9	2	0	0	16	2.2	
6 21-25 hours	3	1	5	1	0	0	8	1.1	
7 26-30 hours	0	0	4	1	0	0	4	0.6	
8 More than 30 hours	0	0	2	0	0	0	2	0.3	
Valid responses =	242	34	451	63	4	1	721	99.2	

Invalid responses include no response.

3F) How many hours do you spend in a typical week (7 days) on the following activities?

Participating in spiritual or religious activities

	Male		Female		Unknown		Total		Pct.
	Freq.	Pct.	Freq.	Pct.	Freq.	Pct.	Freq.	Pct.	
1 0 hours	161	67	286	63	3	75	468	64.7	
2 1-5 hours	67	28	134	30	0	0	203	28.1	
3 6-10 hours	7	3	22	5	0	0	32	4.4	
4 11-15 hours	4	2	6	1	0	0	11	1.5	
5 16-20 hours	3	1	3	1	0	0	6	0.8	
6 21-25 hours	0	0	1	0	0	0	1	0.1	
7 26-30 hours	0	0	1	0	1	25	2	0.3	
8 More than 30 hours	0	0	0	0	0	0	0	0.0	
Valid responses =	242	33	453	63	4	1	723	99.4	

Invalid responses include no response.

3G) How many hours do you spend in a typical week (7 days) on the following activities?

Participating in student clubs or organizations

	Male		Female		Unknown		Total		Pct.
	Freq.	Pct.	Freq.	Pct.	Freq.	Pct.	Freq.	Pct.	
1 0 hours	135	56	225	50	3	75	378	52.4	
2 1-5 hours	68	28	174	38	1	25	250	34.7	
3 6-10 hours	23	10	38	8	0	0	63	8.7	
4 11-15 hours	11	5	8	2	0	0	19	2.6	
5 16-20 hours	0	0	4	1	0	0	4	0.6	
6 21-25 hours	0	0	0	0	0	0	0	0.0	
7 26-30 hours	0	0	3	1	0	0	3	0.4	
8 More than 30 hours	3	1	1	0	0	0	4	0.6	
Valid responses =	240	33	453	63	4	1	721	99.2	

Invalid responses include no response.

3H) How many hours do you spend in a typical week (7 days) on the following activities?

Socializing with friends

	Male		Female		Unknown		Total		Pct.
	Freq.	Pct.	Freq.	Pct.	Freq.	Pct.	Freq.	Pct.	
1 0 hours	22	9	26	6	1	25	52	7.2	
2 1-5 hours	81	34	186	41	3	75	283	39.3	
3 6-10 hours	55	23	120	27	0	0	176	24.4	
4 11-15 hours	37	15	54	12	0	0	93	12.9	
5 16-20 hours	23	10	24	5	0	0	48	6.7	
6 21-25 hours	11	5	10	2	0	0	22	3.1	
7 26-30 hours	3	1	7	2	0	0	10	1.4	
8 More than 30 hours	10	4	23	5	0	0	36	5.0	
Valid responses =	242	34	450	63	4	1	720	99.0	

Invalid responses include no response.

3I) How many hours do you spend in a typical week (7 days) on the following activities?

Partying

	Male		Female		Unknown		Total		Pct.
	Freq.	Pct.	Freq.	Pct.	Freq.	Pct.	Freq.	Pct.	
1 0 hours	162	67	288	64	3	75	474	65.7	
2 1-5 hours	50	21	117	26	0	0	169	23.4	
3 6-10 hours	13	5	33	7	0	0	46	6.4	
4 11-15 hours	9	4	10	2	1	25	21	2.9	
5 16-20 hours	5	2	2	0	0	0	7	1.0	
6 21-25 hours	1	0	1	0	0	0	2	0.3	
7 26-30 hours	0	0	1	0	0	0	1	0.1	
8 More than 30 hours	1	0	0	0	0	0	1	0.1	
Valid responses =	241	33	452	63	4	1	721	99.2	

Invalid responses include no response.



AMERICAN COLLEGE HEALTH ASSOCIATION

American College Health Association-National College Health Assessment (ACHA-NCHA III)
Institutional Data Report - Fall 2020 UNIVERSITY OF IDAHO

American College Health Association
8455 Colesville Road, Suite 740
Silver Spring, MD 20910
(410) 859-1500
www.acha.org

December 1, 2020
FREQUENCY REPORT
Number of Surveys (n) =

727 Web Surveys

3J) How many hours do you spend in a typical week (7 days) on the following activities? Spending time with family

	Male		Female		Unknown		Total Freq.	Pct.	
	Freq.	Pct.	Freq.	Pct.	Freq.	Pct.			
1 0 hours	118	49	211	47	1	25	338	46.9	
2 1-5 hours	78	32	167	37	2	50	257	35.6	
3 6-10 hours	11	5	30	7	0	0	43	6.0	
4 11-15 hours	18	8	12	3	0	0	33	4.6	
5 16-20 hours	4	2	7	2	0	0	11	1.5	
6 21-25 hours	2	1	5	1	0	0	7	1.0	
7 26-30 hours	2	1	3	1	0	0	5	0.7	
8 More than 30 hours	8	3	17	4	1	25	27	3.7	
Valid responses =	241	33	452	63	4	1	721	99.2	

Invalid responses include no response.

3K) How many hours do you spend in a typical week (7 days) on the following activities? Watching TV, streaming movies/TV, or other media for entertainment

	Male		Female		Unknown		Total Freq.	Pct.	
	Freq.	Pct.	Freq.	Pct.	Freq.	Pct.			
1 0 hours	10	4	11	2	1	25	22	3.0	
2 1-5 hours	65	27	159	35	1	25	233	32.2	
3 6-10 hours	74	31	148	33	0	0	228	31.5	
4 11-15 hours	44	18	72	16	1	25	121	16.7	
5 16-20 hours	29	12	35	8	1	25	68	9.4	
6 21-25 hours	12	5	16	4	0	0	29	4.0	
7 26-30 hours	4	2	8	2	0	0	13	1.8	
8 More than 30 hours	4	2	4	1	0	0	9	1.2	
Valid responses =	242	33	453	63	4	1	723	99.4	

Invalid responses include no response.

3L) How many hours do you spend in a typical week (7 days) on the following activities? Gaming

	Male		Female		Unknown		Total Freq.	Pct.	
	Freq.	Pct.	Freq.	Pct.	Freq.	Pct.			
1 0 hours	70	29	333	74	2	50	410	56.8	
2 1-5 hours	63	26	82	18	1	25	154	21.3	
3 6-10 hours	44	18	19	4	1	25	70	9.7	
4 11-15 hours	26	11	11	2	0	0	40	5.5	
5 16-20 hours	16	7	4	1	0	0	22	3.0	
6 21-25 hours	10	4	1	0	0	0	11	1.5	
7 26-30 hours	8	3	1	0	0	0	9	1.2	
8 More than 30 hours	5	2	1	0	0	0	6	0.8	
Valid responses =	242	34	452	63	4	1	722	99.3	

Invalid responses include no response.

3M) How many hours do you spend in a typical week (7 days) on the following activities? Using social media

	Male		Female		Unknown		Total Freq.	Pct.	
	Freq.	Pct.	Freq.	Pct.	Freq.	Pct.			
1 0 hours	26	11	16	4	1	25	43	5.9	
2 1-5 hours	93	38	183	40	1	25	284	39.2	
3 6-10 hours	64	26	138	30	1	25	213	29.4	
4 11-15 hours	28	12	61	13	0	0	93	12.8	
5 16-20 hours	15	6	31	7	1	25	48	6.6	
6 21-25 hours	8	3	10	2	0	0	19	2.6	
7 26-30 hours	2	1	7	2	0	0	10	1.4	
8 More than 30 hours	6	3	8	2	0	0	14	1.9	
Valid responses =	242	33	454	63	4	1	724	99.6	

Invalid responses include no response.

3N) How many hours do you spend in a typical week (7 days) on the following activities? Commuting to school and/or to work

	Male		Female		Unknown		Total Freq.	Pct.	
	Freq.	Pct.	Freq.	Pct.	Freq.	Pct.			
1 0 hours	82	34	158	35	1	25	245	33.9	
2 1-5 hours	140	58	254	56	3	75	414	57.3	
3 6-10 hours	15	6	28	6	0	0	45	6.2	
4 11-15 hours	3	1	7	2	0	0	11	1.5	
5 16-20 hours	2	1	5	1	0	0	7	1.0	
6 21-25 hours	0	0	0	0	0	0	0	0.0	
7 26-30 hours	0	0	0	0	0	0	0	0.0	
8 More than 30 hours	0	0	1	0	0	0	1	0.1	
Valid responses =	242	33	453	63	4	1	723	99.4	

Invalid responses include no response.



AMERICAN COLLEGE HEALTH ASSOCIATION

American College Health Association-National College Health Assessment (ACHA-NCHA III)
Institutional Data Report - Fall 2020 UNIVERSITY OF IDAHO

American College Health Association
8455 Colesville Road, Suite 740
Silver Spring, MD 20910
(410) 859-1500
www.acha.org

December 1, 2020
FREQUENCY REPORT
Number of Surveys (n) =

727 Web Surveys

3O) How many hours do you spend in a typical week (7 days) on the following activities?

Working for pay

	Male		Female		Unknown		Total		Pct.
	Freq.	Pct.	Freq.	Pct.	Freq.	Pct.	Freq.	Pct.	
1 0 hours	130	54	178	39	2	50	318	44.0	
2 1-5 hours	16	7	40	9	0	0	57	7.9	
3 6-10 hours	31	13	67	15	1	25	103	14.3	
4 11-15 hours	12	5	47	10	1	25	65	9.0	
5 16-20 hours	25	10	54	12	0	0	81	11.2	
6 21-25 hours	14	6	26	6	0	0	41	5.7	
7 26-30 hours	7	3	16	4	0	0	25	3.5	
8 More than 30 hours	6	3	25	6	0	0	32	4.4	
Valid responses =	241	33	453	63	4	1	722	99.3	

Invalid responses include no response.

3P) How many hours do you spend in a typical week (7 days) on the following activities?

Participating in meditation or meditative activities

	Male		Female		Unknown		Total		Pct.
	Freq.	Pct.	Freq.	Pct.	Freq.	Pct.	Freq.	Pct.	
1 0 hours	178	74	318	70	2	50	510	70.6	
2 1-5 hours	51	21	123	27	1	25	186	25.8	
3 6-10 hours	8	3	9	2	0	0	18	2.5	
4 11-15 hours	4	2	2	0	0	0	6	0.8	
5 16-20 hours	0	0	1	0	0	0	1	0.1	
6 21-25 hours	0	0	0	0	0	0	0	0.0	
7 26-30 hours	0	0	0	0	1	25	1	0.1	
8 More than 30 hours	0	0	0	0	0	0	0	0.0	
Valid responses =	241	33	453	63	4	1	722	99.3	

Invalid responses include no response.

3Q) How many hours do you spend in a typical week (7 days) on the following activities?

Performing unpaid household responsibilities

	Male		Female		Unknown		Total		Pct.
	Freq.	Pct.	Freq.	Pct.	Freq.	Pct.	Freq.	Pct.	
1 0 hours	37	15	48	11	0	0	87	12.0	
2 1-5 hours	133	55	269	59	2	50	411	56.8	
3 6-10 hours	46	19	86	19	2	50	143	19.8	
4 11-15 hours	21	9	28	6	0	0	53	7.3	
5 16-20 hours	3	1	16	4	0	0	20	2.8	
6 21-25 hours	2	1	4	1	0	0	6	0.8	
7 26-30 hours	0	0	1	0	0	0	2	0.3	
8 More than 30 hours	0	0	2	0	0	0	2	0.3	
Valid responses =	242	33	454	63	4	1	724	99.6	

Invalid responses include no response.

3R) How many hours do you spend in a typical week (7 days) on the following activities?

Taking care of children or other family members (unpaid)

	Male		Female		Unknown		Total		Pct.
	Freq.	Pct.	Freq.	Pct.	Freq.	Pct.	Freq.	Pct.	
1 0 hours	212	89	393	87	0	0	623	86.4	
2 1-5 hours	10	4	33	7	1	25	46	6.4	
3 6-10 hours	6	3	7	2	1	25	16	2.2	
4 11-15 hours	4	2	4	1	1	25	9	1.2	
5 16-20 hours	2	1	3	1	0	0	5	0.7	
6 21-25 hours	0	0	3	1	0	0	4	0.6	
7 26-30 hours	0	0	3	1	0	0	3	0.4	
8 More than 30 hours	5	2	8	2	1	25	15	2.1	
Valid responses =	239	33	454	63	4	1	721	99.2	

Invalid responses include no response.

4) How do you describe your weight?

	Male		Female		Unknown		Total		Pct.
	Freq.	Pct.	Freq.	Pct.	Freq.	Pct.	Freq.	Pct.	
1 Very underweight	2	1	0	0	0	0	2	0.3	
2 Slightly underweight	31	13	30	7	1	25	63	8.7	
3 About the right weight	131	54	261	57	1	25	403	55.6	
4 Slightly overweight	65	27	148	33	2	50	225	31.0	
5 Very overweight	13	5	16	4	0	0	32	4.4	
Valid responses =	242	33	455	63	4	1	725	99.7	

Invalid responses include no response.



AMERICAN COLLEGE HEALTH ASSOCIATION

American College Health Association-National College Health Assessment (ACHA-NCHA III)
Institutional Data Report - Fall 2020 UNIVERSITY OF IDAHO

American College Health Association
8455 Colesville Road, Suite 740
Silver Spring, MD 20910
(410) 859-1500
www.acha.org

December 1, 2020
FREQUENCY REPORT
Number of Surveys (n) =

727 Web Surveys

5) Are you trying to do any of the following about your weight?

	Male		Female		Unknown		Total		Pct.
	Freq.	Pct.	Freq.	Pct.	Freq.	Pct.	Freq.	Pct.	
1 Not trying anything about my weight	59	24	113	25	1	25	182	25.1	
2 Stay the same weight	62	26	99	22	1	25	166	22.9	
3 Lose weight	90	37	230	51	2	50	333	45.9	
4 Gain weight	31	13	13	3	0	0	44	6.1	
Valid responses =	242	33	455	63	4	1	725	99.7	

Invalid responses include no response.

6) In the last 7 days, how many (total) minutes did you spend doing moderate physical activity?

Examples: brisk walking, dancing, or household chores.

	Male		Female		Unknown		Total		Pct.
	Freq.	Pct.	Freq.	Pct.	Freq.	Pct.	Freq.	Pct.	
0 0 Minutes	9	4	11	2	1	33	21	2.9	
1 1 to 149 Minutes	110	46	232	52	1	33	355	49.7	
2 150 to 299 Minutes	66	28	100	22	0	0	171	23.9	
3 300 or More Minutes	53	22	106	24	1	33	167	23.4	
Valid responses =	238	33	449	63	3	0	714	98.2	

Invalid responses include no response.

	Mean	Median	Std Dev	Min	Max
Male	216.72	145.00	309.82	0	3421
Female	210.71	120.00	268.43	0	2520
Overall	213.64	120.00	281.51	0	3421

7) In the last 7 days, how many (total) minutes did you spend doing vigorous physical activity?

Examples: running, swimming laps, or hiking.

	Male		Female		Unknown		Total		Pct.
	Freq.	Pct.	Freq.	Pct.	Freq.	Pct.	Freq.	Pct.	
0 0 Minutes	67	28	165	37	1	33	243	34.1	
1 1 to 74 Minutes	76	32	145	33	0	0	230	32.3	
2 75 to 149 Minutes	40	17	55	12	2	67	101	14.2	
3 150 or More Minutes	57	24	80	18	0	0	138	19.4	
Valid responses =	240	34	445	63	3	0	712	97.9	

Invalid responses include no response.

	Mean	Median	Std Dev	Min	Max
Male	108.50	55.00	159.92	0	1100
Female	93.05	30.00	176.89	0	1260
Overall	96.92	30.00	170.15	0	1260

8) In the last 7 days, on how many days did you do exercises to strengthen or tone your muscles?

Examples: push ups, sit ups, or weightlifting/training.

	Male		Female		Unknown		Total		Pct.
	Freq.	Pct.	Freq.	Pct.	Freq.	Pct.	Freq.	Pct.	
0 0 days	85	35	210	46	2	50	314	43.4	
1 1 day	36	15	67	15	1	25	107	14.8	
2 2 days	22	9	46	10	1	25	70	9.7	
3 3 days	37	15	61	13	0	0	99	13.7	
4 4 days	19	8	24	5	0	0	44	6.1	
5 5 days	21	9	22	5	0	0	44	6.1	
6 6 days	12	5	9	2	0	0	21	2.9	
7 7 days	10	4	15	3	0	0	25	3.5	
Valid responses =	242	33	454	63	4	1	724	99.6	

Invalid responses include no response.



AMERICAN COLLEGE HEALTH ASSOCIATION

American College Health Association-National College Health Assessment (ACHA-NCHA III)
Institutional Data Report - Fall 2020 UNIVERSITY OF IDAHO

American College Health Association
8455 Colesville Road, Suite 740
Silver Spring, MD 20910
(410) 859-1500
www.acha.org

December 1, 2020
FREQUENCY REPORT
Number of Surveys (n) =

727 Web Surveys

9A) In the last 7 days, how many servings of sugar-sweetened beverages did you drink on average per day?
One serving is 12 oz of soda; 8 oz of sugar-sweetened, flavored water or sports drink; 6 oz of sugar-sweetened coffee, tea, or juice.
If you do not drink sugar-sweetened beverages, please enter 0.

	Male		Female		Unknown		Total		Pct.
	Freq.	Pct.	Freq.	Pct.	Freq.	Pct.	Freq.	Pct.	
1 0 servings	68	28	120	27	1	50	193	27.0	
2 1 serving	52	22	111	25	1	50	169	23.6	
3 2 servings	48	20	65	15	0	0	122	17.1	
4 3 servings	16	7	33	7	0	0	52	7.3	
5 4 servings	12	5	26	6	0	0	38	5.3	
6 5 servings	9	4	31	7	0	0	40	5.6	
7 6 servings	6	3	12	3	0	0	19	2.7	
8 7 servings	10	4	15	3	0	0	26	3.6	
9 8 servings	1	0	6	1	0	0	7	1.0	
10 9 or more servings	18	8	30	7	0	0	49	6.9	
Valid responses =	240	34	449	63	2	0	715	98.3	
Invalid responses include no response.									
	Mean	Median	Std Dev	Min	Max				
Male	2.80	2.00	4.32	0	29				
Female	2.74	1.00	3.75	0	29				
Overall	2.74	1.00	3.91	0	29				

9B) In the past 30 days, on how many days did you drink energy drinks or energy shots?
(for example: Red Bull, Monster, Full Throttle, 5 Hour Energy, Rockstar Energy Shot, or Full Throttle Energy Shot, etc.)

	Male		Female		Unknown		Total		Pct.
	Freq.	Pct.	Freq.	Pct.	Freq.	Pct.	Freq.	Pct.	
1 0 days	147	62	285	64	2	100	449	63.1	
2 1-2 days	29	12	60	13	0	0	91	12.8	
3 3-4 days	13	5	31	7	0	0	46	6.5	
4 5-10 days	22	9	39	9	0	0	65	9.1	
5 11-15 days	7	3	14	3	0	0	21	2.9	
6 16-20 days	4	2	10	2	0	0	14	2.0	
7 21-25 days	8	3	4	1	0	0	12	1.7	
8 26-30 days	9	4	4	1	0	0	14	2.0	
Valid responses =	239	34	447	63	2	0	712	97.9	
Invalid responses include no response.									
	Mean	Median	Std Dev	Min	Max				
Male	3.64	0.00	7.51	0	30				
Female	2.33	0.00	5.26	0	30				
Overall	2.79	0.00	6.17	0	30				

10) In the last 7 days, how many servings of fruit did you eat on average per day?
One serving is a medium piece of fresh fruit; 1/2 cup of fresh, frozen, or canned fruit; 1/4 cup of dried fruit; or 3/4 cup of 100% fresh fruit juice

	Male		Female		Unknown		Total		Pct.
	Freq.	Pct.	Freq.	Pct.	Freq.	Pct.	Freq.	Pct.	
1 0 servings per day	52	22	68	15	1	33	128	17.7	
2 1-2 servings per day	153	63	329	72	1	33	498	68.8	
3 3-4 servings per day	28	12	46	10	1	33	77	10.6	
4 5-6 servings per day	6	3	10	2	0	0	16	2.2	
5 More than 6 servings per day	3	1	2	0	0	0	5	0.7	
Valid responses =	242	33	455	63	3	0	724	99.6	
Invalid responses include no response.									

11) In the last 7 days, how many servings of vegetables did you eat on average per day?
One serving is 1/2 cup of fresh, frozen, or canned vegetables; 3/4 cup 100% vegetable juice; or 1 cup salad greens)

	Male		Female		Unknown		Total		Pct.
	Freq.	Pct.	Freq.	Pct.	Freq.	Pct.	Freq.	Pct.	
1 0 servings per day	33	14	46	10	1	33	84	11.6	
2 1-2 servings per day	128	53	253	56	0	0	396	54.7	
3 3-4 servings per day	61	25	132	29	1	33	198	27.3	
4 5-6 servings per day	15	6	20	4	1	33	37	5.1	
5 More than 6 servings per day	5	2	4	1	0	0	9	1.2	
Valid responses =	242	33	455	63	3	0	724	99.6	
Invalid responses include no response.									

12A) For the following statements, please say whether the statement was often true, sometimes true, or never true for you in the last 30 days.
The food that I bought just didn't last, and I didn't have money to get more

	Male		Female		Unknown		Total		Pct.
	Freq.	Pct.	Freq.	Pct.	Freq.	Pct.	Freq.	Pct.	
0 Never True	143	60	236	52	1	50	389	54.6	
1 Sometimes True	75	32	174	39	1	50	258	36.2	
2 Often True	19	8	41	9	0	0	66	9.3	
Valid responses =	237	33	451	63	2	0	713	98.1	
Invalid responses include no response.									



AMERICAN COLLEGE HEALTH ASSOCIATION

American College Health Association-National College Health Assessment (ACHA-NCHA III)
Institutional Data Report - Fall 2020 UNIVERSITY OF IDAHO

American College Health Association
8455 Colesville Road, Suite 740
Silver Spring, MD 20910
(410) 859-1500
www.acha.org

December 1, 2020
FREQUENCY REPORT
Number of Surveys (n) =

727 Web Surveys

12B) For the following statements, please say whether the statement was often true, sometimes true, or never true for you in the last 30 days.
I couldn't afford to eat balanced meals.

	Male		Female		Unknown		Total	
	Freq.	Pct.	Freq.	Pct.	Freq.	Pct.	Freq.	Pct.
0 Never True	148	62	216	48	1	50	373	52.3
1 Sometimes True	66	28	154	34	1	50	229	32.1
2 Often True	24	10	79	18	0	0	111	15.6
Valid responses =	238	33	449	63	2	0	713	98.1

Invalid responses include no response.

12C) In the last 30 days, did you ever cut the size of your meals or skip meals because there wasn't enough money for food?

	Male		Female		Unknown		Total	
	Freq.	Pct.	Freq.	Pct.	Freq.	Pct.	Freq.	Pct.
0 No	167	69	284	63	1	50	459	63.6
1 Only 1 or 2 days	35	15	80	18	0	0	121	16.8
2 Yes, some days, but not every day	35	15	66	15	0	0	108	15.0
3 Yes, almost every day	5	2	24	5	1	50	34	4.7
Valid responses =	242	34	454	63	2	0	722	99.3

Invalid responses include no response.

12D) In the last 30 days, did you ever eat less than you felt you should because there wasn't enough money for food?

	Male		Female		Unknown		Total	
	Freq.	Pct.	Freq.	Pct.	Freq.	Pct.	Freq.	Pct.
0 No	189	78	332	73	1	50	533	73.8
1 Yes	53	22	122	27	1	50	189	26.2
Valid responses =	242	34	454	63	2	0	722	99.3

Invalid responses include no response.

12E) In the last 30 days, were you ever hungry but didn't eat because there wasn't enough money for food?

	Male		Female		Unknown		Total	
	Freq.	Pct.	Freq.	Pct.	Freq.	Pct.	Freq.	Pct.
0 No	200	83	349	77	1	50	563	78.0
1 Yes	42	17	105	23	1	50	159	22.0
Valid responses =	242	34	454	63	2	0	722	99.3

Invalid responses include no response.

13) How long does it usually take for you to fall asleep at night once you close your eyes?

	Male		Female		Unknown		Total	
	Freq.	Pct.	Freq.	Pct.	Freq.	Pct.	Freq.	Pct.
1 Under 5 minutes	29	12	32	7	0	0	61	8.4
2 5-15 minutes	62	26	113	25	0	0	182	25.2
3 16-30 minutes	67	28	124	27	0	0	194	26.8
4 31 minutes - 1 hour	46	19	117	26	1	50	171	23.7
5 over 1 hour	38	16	69	15	1	50	115	15.9
Valid responses =	242	33	455	63	2	0	723	99.4

Invalid responses include no response.

14) Over the last 2 weeks, what is the average amount of sleep you have gotten on a weeknight (excluding naps)? (Please select the response closest to your answer)

	Male		Female		Unknown		Total	
	Freq.	Pct.	Freq.	Pct.	Freq.	Pct.	Freq.	Pct.
1 Less than 4 hours	1	0	1	0	1	50	6	0.8
2 4 hours	11	5	11	2	0	0	25	3.5
3 5 hours	21	9	50	11	0	0	76	10.5
4 6 hours	70	29	124	27	0	0	197	27.2
5 7 hours	78	32	141	31	1	50	224	31.0
6 8 hours	44	18	93	20	0	0	142	19.6
7 9 hours	12	5	30	7	0	0	43	5.9
8 10 or more hours	5	2	5	1	0	0	10	1.4
Valid responses =	242	33	455	63	2	0	723	99.4

Invalid responses include no response.

15) Over the last 2 weeks, what is the average amount of sleep you have gotten on a weekend night (excluding naps)? (Please select the response closest to your answer)

	Male		Female		Unknown		Total	
	Freq.	Pct.	Freq.	Pct.	Freq.	Pct.	Freq.	Pct.
1 Less than 4 hours	3	1	6	1	0	0	11	1.5
2 4 hours	6	3	11	2	0	0	18	2.5
3 5 hours	16	7	32	7	0	0	48	6.6
4 6 hours	27	11	54	12	1	50	89	12.3
5 7 hours	43	18	87	19	1	50	135	18.7
6 8 hours	80	33	147	32	0	0	232	32.1
7 9 hours	49	20	86	19	0	0	138	19.1
8 10 or more hours	18	7	32	7	0	0	52	7.2
Valid responses =	242	33	455	63	2	0	723	99.4

Invalid responses include no response.



AMERICAN COLLEGE HEALTH ASSOCIATION

American College Health Association-National College Health Assessment (ACHA-NCHA III)
Institutional Data Report - Fall 2020 UNIVERSITY OF IDAHO

American College Health Association
8455 Colesville Road, Suite 740
Silver Spring, MD 20910
(410) 859-1500
www.acha.org

December 1, 2020
FREQUENCY REPORT
Number of Surveys (n) =

727 Web Surveys

16A) On how many of the last 7 days did you: Wake up too early in the morning and couldn't get back to sleep?

	Male		Female		Unknown		Total	
	Freq.	Pct.	Freq.	Pct.	Freq.	Pct.	Freq.	Pct.
1 0 days	127	53	193	42	1	50	331	45.8
2 1 day	47	19	75	17	0	0	126	17.4
3 2 days	35	15	79	17	0	0	118	16.3
4 3 days	11	5	51	11	0	0	62	8.6
5 4 days	7	3	19	4	0	0	30	4.1
6 5 days	6	3	23	5	1	50	31	4.3
7 6 days	2	1	7	2	0	0	10	1.4
8 7 days	7	3	8	2	0	0	15	2.1
Valid responses =	242	33	455	63	2	0	723	99.4

Invalid responses include no response.

16B) On how many of the last 7 days did you: Feel tired or sleepy during the day?

	Male		Female		Unknown		Total	
	Freq.	Pct.	Freq.	Pct.	Freq.	Pct.	Freq.	Pct.
1 0 days	23	10	7	2	0	0	30	4.2
2 1 day	27	11	24	5	0	0	51	7.1
3 2 days	35	15	49	11	0	0	85	11.8
4 3 days	34	14	62	14	1	50	101	14.0
5 4 days	34	14	59	13	0	0	95	13.2
6 5 days	30	12	76	17	0	0	108	15.0
7 6 days	22	9	38	8	0	0	60	8.3
8 7 days	36	15	139	31	1	50	191	26.5
Valid responses =	241	33	454	63	2	0	721	99.2

Invalid responses include no response.

16C) On how many of the last 7 days did you: Have an extremely hard time falling asleep?

	Male		Female		Unknown		Total	
	Freq.	Pct.	Freq.	Pct.	Freq.	Pct.	Freq.	Pct.
1 0 days	77	32	97	21	0	0	178	24.7
2 1 day	42	17	89	20	1	50	136	18.8
3 2 days	35	15	72	16	0	0	107	14.8
4 3 days	17	7	40	9	0	0	59	8.2
5 4 days	15	6	29	6	0	0	47	6.5
6 5 days	12	5	41	9	0	0	54	7.5
7 6 days	15	6	27	6	0	0	43	6.0
8 7 days	29	12	59	13	1	50	98	13.6
Valid responses =	242	34	454	63	2	0	722	99.3

Invalid responses include no response.

16D) On how many of the last 7 days did you: Get enough sleep so that you felt rested?

	Male		Female		Unknown		Total	
	Freq.	Pct.	Freq.	Pct.	Freq.	Pct.	Freq.	Pct.
1 0 days	35	15	90	20	2	100	139	19.3
2 1 day	43	18	87	19	0	0	132	18.3
3 2 days	39	16	97	21	0	0	139	19.3
4 3 days	34	14	52	12	0	0	90	12.5
5 4 days	29	12	49	11	0	0	78	10.8
6 5 days	30	12	34	8	0	0	67	9.3
7 6 days	15	6	26	6	0	0	41	5.7
8 7 days	16	7	18	4	0	0	34	4.7
Valid responses =	241	33	453	63	2	0	720	99.0

Invalid responses include no response.

16E) On how many of the last 7 days did you: Take a nap?

	Male		Female		Unknown		Total	
	Freq.	Pct.	Freq.	Pct.	Freq.	Pct.	Freq.	Pct.
1 0 days	104	43	173	38	0	0	282	39.3
2 1 day	55	23	100	22	0	0	162	22.6
3 2 days	33	14	81	18	1	50	118	16.4
4 3 days	23	10	45	10	0	0	68	9.5
5 4 days	13	5	28	6	0	0	45	6.3
6 5 days	5	2	13	3	1	50	20	2.8
7 6 days	2	1	5	1	0	0	9	1.3
8 7 days	7	3	6	1	0	0	14	1.9
Valid responses =	242	34	451	63	2	0	718	98.8

Invalid responses include no response.



AMERICAN COLLEGE HEALTH ASSOCIATION

American College Health Association-National College Health Assessment (ACHA-NCHA III)
Institutional Data Report - Fall 2020

UNIVERSITY OF IDAHO

American College Health Association
8455 Colesville Road, Suite 740
Silver Spring, MD 20910
(410) 859-1500
www.acha.org

December 1, 2020
FREQUENCY REPORT
Number of Surveys (n) =

727 Web Surveys

16F) On average, how long are your naps? (only includes students who napped 1-7 days)

	Male		Female		Unknown		Total	
	Freq.	Pct.	Freq.	Pct.	Freq.	Pct.	Freq.	Pct.
1 Less than 30 minutes	26	19	54	20	0	0	82	19.2
2 Between 30 and 59 minutes	70	52	132	48	2	100	212	49.5
3 Between 60 and 119 minutes	28	21	67	25	0	0	102	23.8
4 2 hours or more	11	8	21	8	0	0	32	7.5
Valid responses =	135	32	274	64	2	0	428	58.9

Invalid responses include no response.

17A) Within the last 12 months, how often did you: Wear a helmet when you rode a bicycle?

	Male		Female		Unknown		Total	
	Freq.	Pct.	Freq.	Pct.	Freq.	Pct.	Freq.	Pct.
1 Did not do this activity	107	45	230	51	0	0	354	49.4
2 Never	55	23	75	17	0	0	133	18.5
3 Rarely	19	8	28	6	0	0	47	6.6
4 Sometimes	11	5	16	4	0	0	27	3.8
5 Most of the time	21	9	35	8	1	50	59	8.2
6 Always	27	11	67	15	1	50	97	13.5
Valid responses =	240	33	451	63	2	0	717	98.6

Invalid responses include no response.

17B) Within the last 12 months, how often did you: Wear a helmet when you rode a motorcycle/motor scooter?

	Male		Female		Unknown		Total	
	Freq.	Pct.	Freq.	Pct.	Freq.	Pct.	Freq.	Pct.
1 Did not do this activity	197	82	388	86	2	100	609	85.1
2 Never	12	5	14	3	0	0	27	3.8
3 Rarely	1	0	2	0	0	0	3	0.4
4 Sometimes	2	1	6	1	0	0	8	1.1
5 Most of the time	7	3	2	0	0	0	9	1.3
6 Always	20	8	39	9	0	0	60	8.4
Valid responses =	239	33	451	63	2	0	716	98.5

Invalid responses include no response.

17C) Within the last 12 months, how often did you: Wear a helmet when you were skateboarding?

	Male		Female		Unknown		Total	
	Freq.	Pct.	Freq.	Pct.	Freq.	Pct.	Freq.	Pct.
1 Did not do this activity	189	79	393	87	2	100	604	84.5
2 Never	37	16	39	9	0	0	79	11.0
3 Rarely	8	3	4	1	0	0	12	1.7
4 Sometimes	1	0	3	1	0	0	5	0.7
5 Most of the time	2	1	3	1	0	0	5	0.7
6 Always	2	1	8	2	0	0	10	1.4
Valid responses =	239	33	450	63	2	0	715	98.3

Invalid responses include no response.

18A) When, if ever, was the last time you drove a car or other vehicle?

	Male		Female		Unknown		Total	
	Freq.	Pct.	Freq.	Pct.	Freq.	Pct.	Freq.	Pct.
1 Never	6	3	14	3	1	50	22	3.0
2 Within the last 2 weeks	198	82	373	82	1	50	591	81.9
3 More than 2 weeks but within 30 days	11	5	15	3	0	0	28	3.9
4 More than 30 days but within 3 months	10	4	23	5	0	0	33	4.6
5 More than 3 months but within 12 months	13	5	25	6	0	0	39	5.4
6 More than 12 months ago	3	1	5	1	0	0	9	1.2
Valid responses =	241	33	455	63	2	0	722	99.3

Invalid responses include no response.

18B) Within the last 2 weeks, on how many days did you drive a car or other vehicle? (only includes students that drove in the last 2 weeks)

	Male		Female		Unknown		Total	
	Freq.	Pct.	Freq.	Pct.	Freq.	Pct.	Freq.	Pct.
0 0 Days	1	1	0	0	0	0	1	0.2
1 1 to 4 Days	52	26	102	27	0	0	163	27.6
2 5 to 10 Days	80	40	132	36	0	0	217	36.8
3 11 to 14 Days	65	33	138	37	1	100	209	35.4
Valid responses =	198	34	372	63	1	0	590	81.2

Invalid responses include no response.

	Mean	Median	Std Dev	Min	Max
Male	8.12	8.00	4.49	0	14
Female	8.31	9.00	4.48	1	14
Overall	8.20	8.00	4.48	0	14



AMERICAN COLLEGE HEALTH ASSOCIATION

American College Health Association-National College Health Assessment (ACHA-NCHA III)
Institutional Data Report - Fall 2020

UNIVERSITY OF IDAHO

American College Health Association
8455 Colesville Road, Suite 740
Silver Spring, MD 20910
(410) 859-1500
www.acha.org

December 1, 2020
FREQUENCY REPORT
Number of Surveys (n) =

727 Web Surveys

18C) Within the last 2 weeks, on how many days did you manually operate a device to text, email, video chat, or use the internet or apps while driving a car or other vehicle?

	Male		Female		Unknown		Total	
	Freq.	Pct.	Freq.	Pct.	Freq.	Pct.	Freq.	Pct.
0 0 Days	113	57	178	48	0	0	302	51.3
1 1 to 4 Days	45	23	108	29	0	0	158	26.8
2 5 to 10 Days	22	11	54	15	1	100	78	13.2
3 11 to 14 Days	17	9	32	9	0	0	51	8.7
Valid responses =	197	33	372	63	1	0	589	81.0
Invalid responses include no response.								
	Mean	Median	Std Dev	Min	Max			
Male	2.49	0.00	4.22	0	14			
Female	2.86	1.00	4.21	0	14			
Overall	2.72	0.00	4.22	0	14			

18D) Within the last 12 months, how many times have you been involved in an accident when you drove a car or other vehicle?

	Male		Female		Unknown		Total	
	Freq.	Pct.	Freq.	Pct.	Freq.	Pct.	Freq.	Pct.
1 No accidents	222	96	406	94	1	100	647	94.0
2 One accident	9	4	24	6	0	0	36	5.2
3 Two accidents	0	0	4	1	0	0	4	0.6
4 Three or more accidents	0	0	0	0	0	0	1	0.1
Valid responses =	231	34	434	63	1	0	688	94.6
Invalid responses include no response.								

19A) Within the last 12 months, did you experience any of the following in an intimate (coupled/partnered) relationship? A partner called me names, insulted me, or put me down to make me feel bad.

	Male		Female		Unknown		Total	
	Freq.	Pct.	Freq.	Pct.	Freq.	Pct.	Freq.	Pct.
1 No	220	91	400	88	1	100	639	89.0
2 Yes	21	9	53	12	0	0	79	11.0
Valid responses =	241	34	453	63	1	0	718	98.8
Invalid responses include no response.								

19B) Within the last 12 months, did you experience any of the following in an intimate (coupled/partnered) relationship? A partner often insisted on knowing who I was with and where I was or tried to limit my contact with family or friends.

	Male		Female		Unknown		Total	
	Freq.	Pct.	Freq.	Pct.	Freq.	Pct.	Freq.	Pct.
1 No	227	95	427	94	1	100	675	94.1
2 Yes	12	5	26	6	0	0	42	5.9
Valid responses =	239	33	453	63	1	0	717	98.6
Invalid responses include no response.								

19C) Within the last 12 months, did you experience any of the following in an intimate (coupled/partnered) relationship? A partner pushed, grabbed, shoved, slapped, kicked, bit, choked, or hit me without my consent.

	Male		Female		Unknown		Total	
	Freq.	Pct.	Freq.	Pct.	Freq.	Pct.	Freq.	Pct.
1 No	236	98	439	97	1	100	698	97.4
2 Yes	5	2	12	3	0	0	19	2.6
Valid responses =	241	34	451	63	1	0	717	98.6
Invalid responses include no response.								

19D) Within the last 12 months, did you experience any of the following in an intimate (coupled/partnered) relationship? A partner forced me into unwanted sexual contact by holding me down or hurting me in some way.

	Male		Female		Unknown		Total	
	Freq.	Pct.	Freq.	Pct.	Freq.	Pct.	Freq.	Pct.
1 No	240	100	446	99	1	100	709	98.7
2 Yes	1	0	6	1	0	0	9	1.3
Valid responses =	241	34	452	63	1	0	718	98.8
Invalid responses include no response.								

19E) Within the last 12 months, did you experience any of the following in an intimate (coupled/partnered) relationship? A partner pressured me into unwanted sexual contact by threatening me, coercing me, or using alcohol or other drugs.

	Male		Female		Unknown		Total	
	Freq.	Pct.	Freq.	Pct.	Freq.	Pct.	Freq.	Pct.
1 No	236	99	435	97	1	100	691	96.6
2 Yes	3	1	16	4	0	0	24	3.4
Valid responses =	239	33	451	63	1	0	715	98.3
Invalid responses include no response.								



AMERICAN COLLEGE HEALTH ASSOCIATION

American College Health Association-National College Health Assessment (ACHA-NCHA III)
Institutional Data Report - Fall 2020 UNIVERSITY OF IDAHO

American College Health Association
8455 Colesville Road, Suite 740
Silver Spring, MD 20910
(410) 859-1500
www.acha.org

December 1, 2020
FREQUENCY REPORT
Number of Surveys (n) =

727 Web Surveys

20A) Within the last 12 months, did you experience any of the following? Do not include intimate relationships.
I was in a physical fight.

	Male		Female		Unknown		Total Freq.	Pct.
	Freq.	Pct.	Freq.	Pct.	Freq.	Pct.		
1 No	229	95	449	99	1	100	700	97.5
2 Yes	12	5	4	1	0	0	18	2.5
Valid responses =	241	34	453	63	1	0	718	98.8

Invalid responses include no response.

20B) Within the last 12 months, did you experience any of the following? Do not include intimate relationships.
I was physically assaulted (do not include sexual assault).

	Male		Female		Unknown		Total Freq.	Pct.
	Freq.	Pct.	Freq.	Pct.	Freq.	Pct.		
1 No	238	98	444	98	1	100	705	97.8
2 Yes	4	2	10	2	0	0	16	2.2
Valid responses =	242	34	454	63	1	0	721	99.2

Invalid responses include no response.

20C) Within the last 12 months, did you experience any of the following? Do not include intimate relationships.
I was verbally threatened.

	Male		Female		Unknown		Total Freq.	Pct.
	Freq.	Pct.	Freq.	Pct.	Freq.	Pct.		
1 No	204	85	412	91	1	100	630	87.6
2 Yes	37	15	41	9	0	0	89	12.4
Valid responses =	241	34	453	63	1	0	719	98.9

Invalid responses include no response.

20D) Within the last 12 months, did you experience any of the following? Do not include intimate relationships.
I was sexually touched without my consent.

	Male		Female		Unknown		Total Freq.	Pct.
	Freq.	Pct.	Freq.	Pct.	Freq.	Pct.		
1 No	236	98	417	92	1	100	675	94.0
2 Yes	5	2	35	8	0	0	43	6.0
Valid responses =	241	34	452	63	1	0	718	98.8

Invalid responses include no response.

20E) Within the last 12 months, did you experience any of the following? Do not include intimate relationships.
Sexual penetration (vaginal, anal, oral) was attempted on me without my consent.

	Male		Female		Unknown		Total Freq.	Pct.
	Freq.	Pct.	Freq.	Pct.	Freq.	Pct.		
1 No	239	99	436	97	1	100	696	97.2
2 Yes	2	1	14	3	0	0	20	2.8
Valid responses =	241	34	450	63	1	0	716	98.5

Invalid responses include no response.

20F) Within the last 12 months, did you experience any of the following? Do not include intimate relationships.
I was sexually penetrated (vaginal, anal, oral), or made to penetrate someone without my consent.

	Male		Female		Unknown		Total Freq.	Pct.
	Freq.	Pct.	Freq.	Pct.	Freq.	Pct.		
1 No	239	99	443	98	1	100	705	98.2
2 Yes	2	1	9	2	0	0	13	1.8
Valid responses =	241	34	452	63	1	0	718	98.8

Invalid responses include no response.

20G) Within the last 12 months, did you experience any of the following? Do not include intimate relationships.
I was a victim of stalking (for example: waiting for me outside my classroom, residence, or office; or repeated emails/phone calls).

	Male		Female		Unknown		Total Freq.	Pct.
	Freq.	Pct.	Freq.	Pct.	Freq.	Pct.		
1 No	239	99	435	97	1	100	695	96.9
2 Yes	2	1	16	4	0	0	22	3.1
Valid responses =	241	34	451	63	1	0	717	98.6

Invalid responses include no response.

21A) How safe do you feel: On my campus (daytime)?

	Male		Female		Unknown		Total Freq.	Pct.
	Freq.	Pct.	Freq.	Pct.	Freq.	Pct.		
1 Not safe at all	1	0	1	0	0	0	2	0.3
2 Somewhat unsafe	4	2	10	2	0	0	18	2.5
3 Somewhat safe	29	12	86	19	1	50	121	16.8
4 Very safe	208	86	357	79	1	50	581	80.5
Valid responses =	242	34	454	63	2	0	722	99.3

Invalid responses include no response.



AMERICAN COLLEGE HEALTH ASSOCIATION

American College Health Association-National College Health Assessment (ACHA-NCHA III)
Institutional Data Report - Fall 2020 UNIVERSITY OF IDAHO

American College Health Association
8455 Colesville Road, Suite 740
Silver Spring, MD 20910
(410) 859-1500
www.acha.org

December 1, 2020
FREQUENCY REPORT
Number of Surveys (n) =

727 Web Surveys

21B) How safe do you feel: On my campus (nighttime)?

	Male		Female		Unknown		Total	
	Freq.	Pct.	Freq.	Pct.	Freq.	Pct.	Freq.	Pct.
1 Not safe at all	1	0	22	5	0	0	27	3.8
2 Somewhat unsafe	15	6	125	28	1	50	147	20.5
3 Somewhat safe	91	38	230	51	0	0	331	46.2
4 Very safe	134	56	74	16	1	50	212	29.6
Valid responses =	241	34	451	63	2	0	717	98.6

Invalid responses include no response.

21C) How safe do you feel: In the community surrounding my campus (daytime)?

	Male		Female		Unknown		Total	
	Freq.	Pct.	Freq.	Pct.	Freq.	Pct.	Freq.	Pct.
1 Not safe at all	0	0	1	0	0	0	1	0.1
2 Somewhat unsafe	11	5	11	2	0	0	26	3.6
3 Somewhat safe	72	30	172	38	1	50	249	34.4
4 Very safe	159	66	271	60	1	50	447	61.8
Valid responses =	242	33	455	63	2	0	723	99.4

Invalid responses include no response.

21D) How safe do you feel: In the community surrounding my campus (nighttime)?

	Male		Female		Unknown		Total	
	Freq.	Pct.	Freq.	Pct.	Freq.	Pct.	Freq.	Pct.
1 Not safe at all	4	2	39	9	0	0	49	6.8
2 Somewhat unsafe	35	15	151	33	1	50	192	26.6
3 Somewhat safe	105	43	218	48	0	0	331	45.8
4 Very safe	98	41	47	10	1	50	151	20.9
Valid responses =	242	33	455	63	2	0	723	99.4

Invalid responses include no response.

22A1) In your life, which of the following substances have you ever used?

For prescription medications, please report nonmedical use only. "Nonmedical use" means taking prescription drugs just for the feeling or experience they cause, or taking them more often or at higher doses than prescribed.

Tobacco or nicotine delivery products (cigarettes, e-cigarettes, Juul or other vape products, water pipe or hookah, chewing tobacco, cigars, etc.)

	Male		Female		Unknown		Total	
	Freq.	Pct.	Freq.	Pct.	Freq.	Pct.	Freq.	Pct.
0 No	136	57	273	60	1	100	420	58.4
3 Yes	104	43	181	40	0	0	299	41.6
Valid responses =	240	33	454	63	1	0	719	98.9

Invalid responses include no response.

22A2) In your life, which of the following substances have you ever used?

For prescription medications, please report nonmedical use only. "Nonmedical use" means taking prescription drugs just for the feeling or experience they cause, or taking them more often or at higher doses than prescribed.

Alcoholic beverages (beer, wine, liquor, etc.)

	Male		Female		Unknown		Total	
	Freq.	Pct.	Freq.	Pct.	Freq.	Pct.	Freq.	Pct.
0 No	67	28	99	22	0	0	171	23.8
3 Yes	174	72	354	78	1	100	548	76.2
Valid responses =	241	34	453	63	1	0	719	98.9

Invalid responses include no response.

22A3) In your life, which of the following substances have you ever used?

For prescription medications, please report nonmedical use only. "Nonmedical use" means taking prescription drugs just for the feeling or experience they cause, or taking them more often or at higher doses than prescribed.

Cannabis (marijuana, weed, hash, edibles, vaped cannabis, etc.) [Please report nonmedical use only.]

	Male		Female		Unknown		Total	
	Freq.	Pct.	Freq.	Pct.	Freq.	Pct.	Freq.	Pct.
0 No	140	58	238	52	1	100	388	53.7
3 Yes	102	42	217	48	0	0	334	46.3
Valid responses =	242	34	455	63	1	0	722	99.3

Invalid responses include no response.



AMERICAN COLLEGE HEALTH ASSOCIATION

American College Health Association-National College Health Assessment (ACHA-NCHA III)
Institutional Data Report - Fall 2020 UNIVERSITY OF IDAHO

American College Health Association
8455 Colesville Road, Suite 740
Silver Spring, MD 20910
(410) 859-1500
www.acha.org

December 1, 2020
FREQUENCY REPORT
Number of Surveys (n) =

727 Web Surveys

22A4) In your life, which of the following substances have you ever used?
For prescription medications, please report nonmedical use only. "Nonmedical use" means taking prescription drugs just for the feeling or experience they cause, or taking them more often or at higher doses than prescribed.

Cocaine (coke, crack, etc.)

	Male		Female		Unknown		Total	Pct.
	Freq.	Pct.	Freq.	Pct.	Freq.	Pct.		
0 No	215	90	414	92	1	100	650	90.8
3 Yes	24	10	38	8	0	0	66	9.2
Valid responses =	239	33	452	63	1	0	716	98.5

Invalid responses include no response.

22A5) In your life, which of the following substances have you ever used?
For prescription medications, please report nonmedical use only. "Nonmedical use" means taking prescription drugs just for the feeling or experience they cause, or taking them more often or at higher doses than prescribed.

Prescription stimulants (Ritalin, Concerta, Dexedrine, Adderall, diet pills, etc.) [Please report nonmedical use only.]

	Male		Female		Unknown		Total	Pct.
	Freq.	Pct.	Freq.	Pct.	Freq.	Pct.		
0 No	213	88	406	90	1	100	639	88.9
3 Yes	29	12	47	10	0	0	80	11.1
Valid responses =	242	34	453	63	1	0	719	98.9

Invalid responses include no response.

22A6) In your life, which of the following substances have you ever used?
For prescription medications, please report nonmedical use only. "Nonmedical use" means taking prescription drugs just for the feeling or experience they cause, or taking them more often or at higher doses than prescribed.

Methamphetamine (speed, crystal meth, ice, etc.)

	Male		Female		Unknown		Total	Pct.
	Freq.	Pct.	Freq.	Pct.	Freq.	Pct.		
0 No	240	99	453	100	1	100	715	99.3
3 Yes	2	1	1	0	0	0	5	0.7
Valid responses =	242	34	454	63	1	0	720	99.0

Invalid responses include no response.

22A7) In your life, which of the following substances have you ever used?
For prescription medications, please report nonmedical use only. "Nonmedical use" means taking prescription drugs just for the feeling or experience they cause, or taking them more often or at higher doses than prescribed.

Inhalants (poppers, nitrous, glue, gas, paint thinner, etc.)

	Male		Female		Unknown		Total	Pct.
	Freq.	Pct.	Freq.	Pct.	Freq.	Pct.		
0 No	233	97	449	99	1	100	702	97.5
3 Yes	8	3	5	1	0	0	18	2.5
Valid responses =	241	33	454	63	1	0	720	99.0

Invalid responses include no response.

22A8) In your life, which of the following substances have you ever used?
For prescription medications, please report nonmedical use only. "Nonmedical use" means taking prescription drugs just for the feeling or experience they cause, or taking them more often or at higher doses than prescribed.

Sedatives or Sleeping Pills (Valium, Ativan, Xanax, Klonopin, Librium, Rohypnol, GHB, etc.) [Please report nonmedical use only.]

	Male		Female		Unknown		Total	Pct.
	Freq.	Pct.	Freq.	Pct.	Freq.	Pct.		
0 No	234	97	426	94	1	100	681	94.6
3 Yes	8	3	27	6	0	0	39	5.4
Valid responses =	242	34	453	63	1	0	720	99.0

Invalid responses include no response.

22A9) In your life, which of the following substances have you ever used?
For prescription medications, please report nonmedical use only. "Nonmedical use" means taking prescription drugs just for the feeling or experience they cause, or taking them more often or at higher doses than prescribed.

Hallucinogens (Ecstasy, MDMA, Molly, LSD, acid, mushrooms, PCP, Special K, etc.)

	Male		Female		Unknown		Total	Pct.
	Freq.	Pct.	Freq.	Pct.	Freq.	Pct.		
0 No	200	83	393	87	1	100	610	85.0
3 Yes	42	17	59	13	0	0	108	15.0
Valid responses =	242	34	452	63	1	0	718	98.8

Invalid responses include no response.



AMERICAN COLLEGE HEALTH ASSOCIATION

American College Health Association-National College Health Assessment (ACHA-NCHA III)
Institutional Data Report - Fall 2020 UNIVERSITY OF IDAHO

American College Health Association
8455 Colesville Road, Suite 740
Silver Spring, MD 20910
(410) 859-1500
www.acha.org

December 1, 2020
FREQUENCY REPORT
Number of Surveys (n) =

727 Web Surveys

22A10) In your life, which of the following substances have you ever used?
For prescription medications, please report nonmedical use only. "Nonmedical use" means taking prescription drugs just for the feeling or experience they cause, or taking them more often or at higher doses than prescribed.

Heroin

	Male		Female		Unknown		Total	
	Freq.	Pct.	Freq.	Pct.	Freq.	Pct.	Freq.	Pct.
0 No	233	99	447	100	1	100	704	99.4
3 Yes	2	1	1	0	0	0	4	0.6
Valid responses =	235	33	448	63	1	0	708	97.4

Invalid responses include no response.

22A11) In your life, which of the following substances have you ever used?
For prescription medications, please report nonmedical use only. "Nonmedical use" means taking prescription drugs just for the feeling or experience they cause, or taking them more often or at higher doses than prescribed.

Prescription opioids (morphine, codeine, fentanyl, oxycodone [OxyContin, Percocet], hydrocodone [Vicodin], methadone, buprenorphine [Suboxone], etc.)
[Please report nonmedical use only.]

	Male		Female		Unknown		Total	
	Freq.	Pct.	Freq.	Pct.	Freq.	Pct.	Freq.	Pct.
0 No	230	95	424	94	1	100	675	94.3
3 Yes	11	5	26	6	0	0	41	5.7
Valid responses =	241	34	450	63	1	0	716	98.5

Invalid responses include no response.

22A12) In your life, which of the following substances have you ever used?
For prescription medications, please report nonmedical use only. "Nonmedical use" means taking prescription drugs just for the feeling or experience they cause, or taking them more often or at higher doses than prescribed.

Other

	Male		Female		Unknown		Total	
	Freq.	Pct.	Freq.	Pct.	Freq.	Pct.	Freq.	Pct.
0 No	210	100	380	99	1	100	610	99.5
3 Yes	0	0	3	1	0	0	3	0.5
Valid responses =	210	34	383	62	1	0	613	84.3

Invalid responses include no response.

22B1) In the past 3 months, how often have you used the substance(s) you mentioned? (only includes students who have ever used this substance)
Tobacco or nicotine delivery products (cigarettes, e-cigarettes, Juul or other vape products, water pipe or hookah, chewing tobacco, cigars, etc.)

	Male		Female		Unknown		Total	
	Freq.	Pct.	Freq.	Pct.	Freq.	Pct.	Freq.	Pct.
0 Never	27	26	67	37	0	0	98	33.0
2 Once or twice	32	31	46	26	0	0	81	27.3
3 Monthly	6	6	15	8	0	0	24	8.1
4 Weekly	8	8	20	11	0	0	28	9.4
6 Daily or almost daily	31	30	31	17	0	0	66	22.2
Valid responses =	104	35	179	60	0	0	297	40.9

Invalid responses include no response.

22B2) In the past 3 months, how often have you used the substance(s) you mentioned? (only includes students who have ever used this substance)
Alcoholic beverages (beer, wine, liquor, etc.)

	Male		Female		Unknown		Total	
	Freq.	Pct.	Freq.	Pct.	Freq.	Pct.	Freq.	Pct.
0 Never	17	10	14	4	0	0	35	6.4
2 Once or twice	29	17	86	25	0	0	120	22.1
3 Monthly	37	21	83	24	0	0	125	23.0
4 Weekly	76	44	146	42	0	0	226	41.5
6 Daily or almost daily	14	8	22	6	1	100	38	7.0
Valid responses =	173	32	351	65	1	0	544	74.8

Invalid responses include no response.

22B3) In the past 3 months, how often have you used the substance(s) you mentioned? (only includes students who have ever used this substance)
Cannabis (marijuana, weed, hash, edibles, vaped cannabis, etc.) [Please report nonmedical use only.]

	Male		Female		Unknown		Total	
	Freq.	Pct.	Freq.	Pct.	Freq.	Pct.	Freq.	Pct.
0 Never	23	23	56	26	0	0	84	25.4
2 Once or twice	28	28	73	34	0	0	104	31.4
3 Monthly	12	12	32	15	0	0	45	13.6
4 Weekly	22	22	27	13	0	0	51	15.4
6 Daily or almost daily	16	16	27	13	0	0	47	14.2
Valid responses =	101	31	215	65	0	0	331	45.5

Invalid responses include no response.



AMERICAN COLLEGE HEALTH ASSOCIATION

American College Health Association-National College Health Assessment (ACHA-NCHA III)
Institutional Data Report - Fall 2020 UNIVERSITY OF IDAHO

American College Health Association
8455 Colesville Road, Suite 740
Silver Spring, MD 20910
(410) 859-1500
www.acha.org

December 1, 2020
FREQUENCY REPORT
Number of Surveys (n) =

727 Web Surveys

22B4) In the past 3 months, how often have you used the substance(s) you mentioned? (only includes students who have ever used this substance)
Cocaine (coke, crack, etc.)

	Male		Female		Unknown		Total	
	Freq.	Pct.	Freq.	Pct.	Freq.	Pct.	Freq.	Pct.
0 Never	18	75	26	70	0	0	48	73.8
2 Once or twice	5	21	8	22	0	0	13	20.0
3 Monthly	1	4	3	8	0	0	4	6.2
4 Weekly	0	0	0	0	0	0	0	0.0
6 Daily or almost daily	0	0	0	0	0	0	0	0.0
Valid responses =	24	37	37	57	0	0	65	8.9

Invalid responses include no response.

22B5) In the past 3 months, how often have you used the substance(s) you mentioned? (only includes students who have ever used this substance)
Prescription stimulants (Ritalin, Concerta, Dexedrine, Adderall, diet pills, etc.) [Please report nonmedical use only.]

	Male		Female		Unknown		Total	
	Freq.	Pct.	Freq.	Pct.	Freq.	Pct.	Freq.	Pct.
0 Never	18	62	27	59	0	0	48	60.8
2 Once or twice	5	17	13	28	0	0	18	22.8
3 Monthly	3	10	3	7	0	0	7	8.9
4 Weekly	3	10	3	7	0	0	6	7.6
6 Daily or almost daily	0	0	0	0	0	0	0	0.0
Valid responses =	29	37	46	58	0	0	79	10.9

Invalid responses include no response.

22B6) In the past 3 months, how often have you used the substance(s) you mentioned? (only includes students who have ever used this substance)
Methamphetamine (speed, crystal meth, ice, etc.)

	Male		Female		Unknown		Total	
	Freq.	Pct.	Freq.	Pct.	Freq.	Pct.	Freq.	Pct.
0 Never	2	100	1	100	0	0	5	100.0
2 Once or twice	0	0	0	0	0	0	0	0.0
3 Monthly	0	0	0	0	0	0	0	0.0
4 Weekly	0	0	0	0	0	0	0	0.0
6 Daily or almost daily	0	0	0	0	0	0	0	0.0
Valid responses =	2	40	1	20	0	0	5	0.7

Invalid responses include no response.

22B7) In the past 3 months, how often have you used the substance(s) you mentioned? (only includes students who have ever used this substance)
Inhalants (poppers, nitrous, glue, gas, paint thinner, etc.)

	Male		Female		Unknown		Total	
	Freq.	Pct.	Freq.	Pct.	Freq.	Pct.	Freq.	Pct.
0 Never	5	63	4	80	0	0	13	72.2
2 Once or twice	2	25	1	20	0	0	4	22.2
3 Monthly	1	13	0	0	0	0	1	5.6
4 Weekly	0	0	0	0	0	0	0	0.0
6 Daily or almost daily	0	0	0	0	0	0	0	0.0
Valid responses =	8	44	5	28	0	0	18	2.5

Invalid responses include no response.

22B8) In the past 3 months, how often have you used the substance(s) you mentioned? (only includes students who have ever used this substance)
Sedatives or Sleeping Pills (Valium, Ativan, Xanax, Klonopin, Librium, Rohypnol, GHB, etc.) [Please report nonmedical use only.]

	Male		Female		Unknown		Total	
	Freq.	Pct.	Freq.	Pct.	Freq.	Pct.	Freq.	Pct.
0 Never	7	88	17	65	0	0	28	73.7
2 Once or twice	0	0	5	19	0	0	5	13.2
3 Monthly	1	13	1	4	0	0	2	5.3
4 Weekly	0	0	2	8	0	0	2	5.3
6 Daily or almost daily	0	0	1	4	0	0	1	2.6
Valid responses =	8	21	26	68	0	0	38	5.2

Invalid responses include no response.

22B9) In the past 3 months, how often have you used the substance(s) you mentioned? (only includes students who have ever used this substance)
Hallucinogens (Ecstasy, MDMA, Molly, LSD, acid, mushrooms, PCP, Special K, etc.)

	Male		Female		Unknown		Total	
	Freq.	Pct.	Freq.	Pct.	Freq.	Pct.	Freq.	Pct.
0 Never	27	64	42	71	0	0	74	68.5
2 Once or twice	12	29	16	27	0	0	30	27.8
3 Monthly	2	5	1	2	0	0	3	2.8
4 Weekly	1	2	0	0	0	0	1	0.9
6 Daily or almost daily	0	0	0	0	0	0	0	0.0
Valid responses =	42	39	59	55	0	0	108	14.9

Invalid responses include no response.



AMERICAN COLLEGE HEALTH ASSOCIATION

American College Health Association-National College Health Assessment (ACHA-NCHA III)
Institutional Data Report - Fall 2020 UNIVERSITY OF IDAHO

American College Health Association
8455 Colesville Road, Suite 740
Silver Spring, MD 20910
(410) 859-1500
www.acha.org

December 1, 2020
FREQUENCY REPORT
Number of Surveys (n) =

727 Web Surveys

22B10) In the past 3 months, how often have you used the substance(s) you mentioned? (only includes students who have ever used this substance)
Heroin

	Male		Female		Unknown		Total	
	Freq.	Pct.	Freq.	Pct.	Freq.	Pct.	Freq.	Pct.
0 Never	2	100	1	100	0	0	4	100.0
2 Once or twice	0	0	0	0	0	0	0	0.0
3 Monthly	0	0	0	0	0	0	0	0.0
4 Weekly	0	0	0	0	0	0	0	0.0
6 Daily or almost daily	0	0	0	0	0	0	0	0.0
Valid responses =	2	50	1	25	0	0	4	0.6

Invalid responses include no response.

22B11) In the past 3 months, how often have you used the substance(s) you mentioned? (only includes students who have ever used this substance)
Prescription opioids (morphine, codeine, fentanyl, oxycodone [OxyContin, Percocet], hydrocodone [Vicodin], methadone, buprenorphine [Suboxone], etc.)
[Please report nonmedical use only.]

	Male		Female		Unknown		Total	
	Freq.	Pct.	Freq.	Pct.	Freq.	Pct.	Freq.	Pct.
0 Never	10	91	22	85	0	0	36	87.8
2 Once or twice	1	9	3	12	0	0	4	9.8
3 Monthly	0	0	0	0	0	0	0	0.0
4 Weekly	0	0	1	4	0	0	1	2.4
6 Daily or almost daily	0	0	0	0	0	0	0	0.0
Valid responses =	11	27	26	63	0	0	41	5.6

Invalid responses include no response.

22B12) In the past 3 months, how often have you used the substance(s) you mentioned? (only includes students who have ever used this substance)
Other

	Male		Female		Unknown		Total	
	Freq.	Pct.	Freq.	Pct.	Freq.	Pct.	Freq.	Pct.
0 Never	0	0	1	33	0	0	1	33.3
2 Once or twice	0	0	0	0	0	0	0	0.0
3 Monthly	0	0	0	0	0	0	0	0.0
4 Weekly	0	0	1	33	0	0	1	33.3
6 Daily or almost daily	0	0	1	33	0	0	1	33.3
Valid responses =	0	0	3	100	0	0	3	0.4

Invalid responses include no response.

22E) Regarding your use of prescription stimulants (Ritalin, Concerta, Dexedrine, Adderall, diet pills, etc.) in the past 3 months, was it prescribed for you?
(only includes students who have used this substance within the last 3 months)

	Male		Female		Unknown		Total	
	Freq.	Pct.	Freq.	Pct.	Freq.	Pct.	Freq.	Pct.
0 No	9	82	16	84	0	0	25	80.6
1 Yes	1	9	3	16	0	0	5	16.1
99 Don't know	1	9	0	0	0	0	1	3.2
Valid responses =	11	35	19	61	0	0	31	4.3

Invalid responses include no response.



AMERICAN COLLEGE HEALTH ASSOCIATION

American College Health Association-National College Health Assessment (ACHA-NCHA III)
Institutional Data Report - Fall 2020
 American College Health Association
 8455 Colesville Road, Suite 740
 Silver Spring, MD 20910
 (410) 859-1500
www.acha.org

UNIVERSITY OF IDAHO
 December 1, 2020
 FREQUENCY REPORT
 Number of Surveys (n) = 727 Web Surveys

22F1) Regarding your use of prescription stimulants (Ritalin, Concerta, Dexedrine, Adderall, diet pills, etc.) in the past 3 months: (only includes students who were prescribed this substance)

Do you ever use MORE of your stimulant medication, that is, take a higher dosage, than is prescribed for you?

	Male		Female		Unknown		Total Freq.	Pct.
	Freq.	Pct.	Freq.	Pct.	Freq.	Pct.		
0 No	0	0	1	33	0	0	2	40.0
1 Yes	1	100	2	67	0	0	3	60.0
99 Don't know	0	0	0	0	0	0	0	0.0
Valid responses =	1	20	3	60	0	0	5	0.7

Invalid responses include no response.

22F2) Regarding your use of prescription stimulants (Ritalin, Concerta, Dexedrine, Adderall, diet pills, etc.) in the past 3 months: (only includes students who were prescribed this substance)

Do you ever use your stimulant medication MORE OFTEN, that is, shorten the time between dosages, than is prescribed for you?

	Male		Female		Unknown		Total Freq.	Pct.
	Freq.	Pct.	Freq.	Pct.	Freq.	Pct.		
0 No	0	0	3	100	0	0	4	80.0
1 Yes	1	100	0	0	0	0	1	20.0
99 Don't know	0	0	0	0	0	0	0	0.0
Valid responses =	1	20	3	60	0	0	5	0.7

Invalid responses include no response.

22G) Regarding your use of prescription sedatives or sleeping pills (Valium, Ativan, Xanax, Klonopin, Librium, Rohypnol, GHB, etc.) in the past 3 months, was it prescribed for you? (only includes students who have used this substance within the last 3 months)

	Male		Female		Unknown		Total Freq.	Pct.
	Freq.	Pct.	Freq.	Pct.	Freq.	Pct.		
0 No	1	100	9	100	0	0	10	100.0
1 Yes	0	0	0	0	0	0	0	0.0
99 Don't know	0	0	0	0	0	0	0	0.0
Valid responses =	1	10	9	90	0	0	10	1.4

Invalid responses include no response.

22H1) Regarding your use of prescription sedatives or sleeping pills (Valium, Ativan, Xanax, Klonopin, Librium, Rohypnol, GHB, etc.) in the past 3 months: (only includes students who were prescribed this substance)

Do you ever use MORE of your sedatives or sleeping pills, that is, take a higher dosage, than is prescribed for you?

	Male		Female		Unknown		Total Freq.	Pct.
	Freq.	Pct.	Freq.	Pct.	Freq.	Pct.		
0 No	0	0	0	0	0	0	0	0.0
1 Yes	0	0	0	0	0	0	0	0.0
99 Don't know	0	0	0	0	0	0	0	0.0
Valid responses =	0	0	0	0	0	0	0	0.0

Invalid responses include no response.

22H2) Regarding your use of prescription sedatives or sleeping pills (Valium, Ativan, Xanax, Klonopin, Librium, Rohypnol, GHB, etc.) in the past 3 months: (only includes students who were prescribed this substance)

Do you ever use your sedatives or sleeping pills MORE OFTEN, that is, shorten the time between dosages, than is prescribed for you?

	Male		Female		Unknown		Total Freq.	Pct.
	Freq.	Pct.	Freq.	Pct.	Freq.	Pct.		
0 No	0	0	0	0	0	0	0	0.0
1 Yes	0	0	0	0	0	0	0	0.0
99 Don't know	0	0	0	0	0	0	0	0.0
Valid responses =	0	0	0	0	0	0	0	0.0

Invalid responses include no response.

22I) Regarding your use of prescription opioids (morphine, codeine, fentanyl, oxycodone [OxyContin, Percocet], hydrocodone [Vicodin], methadone, buprenorphine [Suboxone], etc.) in the past 3 months, was it prescribed for you? (only includes students who have used this substance within the last 3 months)

	Male		Female		Unknown		Total Freq.	Pct.
	Freq.	Pct.	Freq.	Pct.	Freq.	Pct.		
0 No	1	100	2	50	0	0	3	60.0
1 Yes	0	0	2	50	0	0	2	40.0
99 Don't know	0	0	0	0	0	0	0	0.0
Valid responses =	1	20	4	80	0	0	5	0.7

Invalid responses include no response.

22J1) Regarding your use of prescription opioids (morphine, codeine, fentanyl, oxycodone [OxyContin, Percocet], hydrocodone [Vicodin], methadone, buprenorphine [Suboxone], etc.) in the past 3 months: (only includes students who were prescribed this substance)

Do you ever use MORE of your opioid medication, that is, take a higher dosage, than is prescribed for you?

	Male		Female		Unknown		Total Freq.	Pct.
	Freq.	Pct.	Freq.	Pct.	Freq.	Pct.		
0 No	0	0	1	50	0	0	1	50.0
1 Yes	0	0	1	50	0	0	1	50.0
99 Don't know	0	0	0	0	0	0	0	0.0
Valid responses =	0	0	2	100	0	0	2	0.3

Invalid responses include no response.



AMERICAN COLLEGE HEALTH ASSOCIATION

American College Health Association-National College Health Assessment (ACHA-NCHA III)
Institutional Data Report - Fall 2020 UNIVERSITY OF IDAHO

American College Health Association
8455 Colesville Road, Suite 740
Silver Spring, MD 20910
(410) 859-1500
www.acha.org

December 1, 2020
FREQUENCY REPORT
Number of Surveys (n) =

727 Web Surveys

22J2) Regarding your use of prescription opioids (morphine, codeine, fentanyl, oxycodone [OxyContin, Percocet], hydrocodone [Vicodin], methadone, buprenorphine [Suboxone], etc.) in the past 3 months: (only includes students who were prescribed this substance)
Do you ever use your opioid medication MORE OFTEN, that is, shorten the time between dosages, than is prescribed for you?

	Male		Female		Unknown		Total Freq.	Pct.
	Freq.	Pct.	Freq.	Pct.	Freq.	Pct.		
0 No	0	0	2	100	0	0	2	100.0
1 Yes	0	0	0	0	0	0	0	0.0
99 Don't know	0	0	0	0	0	0	0	0.0
Valid responses =	0	0	2	100	0	0	2	0.3

Invalid responses include no response.

22K1) During the past 3 months, how often have you had a strong desire or urge to use the following substance(s)?
(only includes students who have used this substance within the last 3 months)

Tobacco or nicotine delivery products (cigarettes, e-cigarettes, Juul or other vape products, water pipe or hookah, chewing tobacco, cigars, etc.)

	Male		Female		Unknown		Total Freq.	Pct.
	Freq.	Pct.	Freq.	Pct.	Freq.	Pct.		
0 Never	24	32	36	34	0	0	62	32.5
3 Once or twice	14	18	17	16	0	0	34	17.8
4 Monthly	1	1	8	8	0	0	11	5.8
5 Weekly	9	12	19	18	0	0	28	14.7
6 Daily or almost daily	28	37	25	24	0	0	56	29.3
Valid responses =	76	40	105	55	0	0	191	26.3

Invalid responses include no response.

22K2) During the past 3 months, how often have you had a strong desire or urge to use the following substance(s)?
(only includes students who have used this substance within the last 3 months)

Alcoholic beverages (beer, wine, liquor, etc.)

	Male		Female		Unknown		Total Freq.	Pct.
	Freq.	Pct.	Freq.	Pct.	Freq.	Pct.		
0 Never	65	43	115	36	0	0	185	37.8
3 Once or twice	36	24	73	23	0	0	113	23.1
4 Monthly	12	8	43	13	0	0	57	11.6
5 Weekly	29	19	72	22	0	0	104	21.2
6 Daily or almost daily	11	7	19	6	0	0	31	6.3
Valid responses =	153	31	322	66	0	0	490	67.4

Invalid responses include no response.

22K3) During the past 3 months, how often have you had a strong desire or urge to use the following substance(s)?
(only includes students who have used this substance within the last 3 months)

Cannabis (marijuana, weed, hash, edibles, vaped cannabis, etc.) [Please report nonmedical use only.]

	Male		Female		Unknown		Total Freq.	Pct.
	Freq.	Pct.	Freq.	Pct.	Freq.	Pct.		
0 Never	31	41	66	43	0	0	100	41.8
3 Once or twice	24	32	25	16	0	0	52	21.8
4 Monthly	5	7	21	14	0	0	27	11.3
5 Weekly	10	13	23	15	0	0	33	13.8
6 Daily or almost daily	6	8	18	12	0	0	27	11.3
Valid responses =	76	32	153	64	0	0	239	32.9

Invalid responses include no response.

22K4) During the past 3 months, how often have you had a strong desire or urge to use the following substance(s)?
(only includes students who have used this substance within the last 3 months)

Cocaine (coke, crack, etc.)

	Male		Female		Unknown		Total Freq.	Pct.
	Freq.	Pct.	Freq.	Pct.	Freq.	Pct.		
0 Never	3	50	7	64	0	0	10	58.8
3 Once or twice	2	33	3	27	0	0	5	29.4
4 Monthly	1	17	1	9	0	0	2	11.8
5 Weekly	0	0	0	0	0	0	0	0.0
6 Daily or almost daily	0	0	0	0	0	0	0	0.0
Valid responses =	6	35	11	65	0	0	17	2.3

Invalid responses include no response.

22K5) During the past 3 months, how often have you had a strong desire or urge to use the following substance(s)?
(only includes students who have used this substance within the last 3 months)

Prescription stimulants (Ritalin, Concerta, Dexedrine, Adderall, diet pills, etc.) [Please report nonmedical use only.]

	Male		Female		Unknown		Total Freq.	Pct.
	Freq.	Pct.	Freq.	Pct.	Freq.	Pct.		
0 Never	6	55	11	58	0	0	18	58.1
3 Once or twice	1	9	4	21	0	0	5	16.1
4 Monthly	1	9	0	0	0	0	1	3.2
5 Weekly	2	18	3	16	0	0	5	16.1
6 Daily or almost daily	1	9	1	5	0	0	2	6.5
Valid responses =	11	35	19	61	0	0	31	4.3

Invalid responses include no response.



AMERICAN COLLEGE HEALTH ASSOCIATION

American College Health Association-National College Health Assessment (ACHA-NCHA III)
Institutional Data Report - Fall 2020 UNIVERSITY OF IDAHO

American College Health Association
8455 Colesville Road, Suite 740
Silver Spring, MD 20910
(410) 859-1500
www.acha.org

December 1, 2020
FREQUENCY REPORT
Number of Surveys (n) =

727 Web Surveys

22K6) During the past 3 months, how often have you had a strong desire or urge to use the following substance(s)?
(only includes students who have used this substance within the last 3 months)

Methamphetamine (speed, crystal meth, ice, etc.)

	Male		Female		Unknown		Total Freq.	Pct.
	Freq.	Pct.	Freq.	Pct.	Freq.	Pct.		
0 Never	0	0	0	0	0	0	0	0.0
3 Once or twice	0	0	0	0	0	0	0	0.0
4 Monthly	0	0	0	0	0	0	0	0.0
5 Weekly	0	0	0	0	0	0	0	0.0
6 Daily or almost daily	0	0	0	0	0	0	0	0.0
Valid responses =	0	0	0	0	0	0	0	0.0

Invalid responses include no response.

22K7) During the past 3 months, how often have you had a strong desire or urge to use the following substance(s)?
(only includes students who have used this substance within the last 3 months)

Inhalants (poppers, nitrous, glue, gas, paint thinner, etc.)

	Male		Female		Unknown		Total Freq.	Pct.
	Freq.	Pct.	Freq.	Pct.	Freq.	Pct.		
0 Never	2	67	0	0	0	0	2	40.0
3 Once or twice	1	33	1	100	0	0	3	60.0
4 Monthly	0	0	0	0	0	0	0	0.0
5 Weekly	0	0	0	0	0	0	0	0.0
6 Daily or almost daily	0	0	0	0	0	0	0	0.0
Valid responses =	3	60	1	20	0	0	5	0.7

Invalid responses include no response.

22K8) During the past 3 months, how often have you had a strong desire or urge to use the following substance(s)?
(only includes students who have used this substance within the last 3 months)

Sedatives or Sleeping Pills (Valium, Ativan, Xanax, Klonopin, Librium, Rohypnol, GHB, etc.) [Please report nonmedical use only.]

	Male		Female		Unknown		Total Freq.	Pct.
	Freq.	Pct.	Freq.	Pct.	Freq.	Pct.		
0 Never	0	0	5	56	0	0	5	50.0
3 Once or twice	0	0	1	11	0	0	1	10.0
4 Monthly	1	100	1	11	0	0	2	20.0
5 Weekly	0	0	1	11	0	0	1	10.0
6 Daily or almost daily	0	0	1	11	0	0	1	10.0
Valid responses =	1	10	9	90	0	0	10	1.4

Invalid responses include no response.

22K9) During the past 3 months, how often have you had a strong desire or urge to use the following substance(s)?
(only includes students who have used this substance within the last 3 months)

Hallucinogens (Ecstasy, MDMA, Molly, LSD, acid, mushrooms, PCP, Special K, etc.)

	Male		Female		Unknown		Total Freq.	Pct.
	Freq.	Pct.	Freq.	Pct.	Freq.	Pct.		
0 Never	8	53	6	35	0	0	15	44.1
3 Once or twice	6	40	8	47	0	0	15	44.1
4 Monthly	0	0	3	18	0	0	3	8.8
5 Weekly	1	7	0	0	0	0	1	2.9
6 Daily or almost daily	0	0	0	0	0	0	0	0.0
Valid responses =	15	44	17	50	0	0	34	4.7

Invalid responses include no response.

22K10) During the past 3 months, how often have you had a strong desire or urge to use the following substance(s)?
(only includes students who have used this substance within the last 3 months)

Heroin

	Male		Female		Unknown		Total Freq.	Pct.
	Freq.	Pct.	Freq.	Pct.	Freq.	Pct.		
0 Never	0	0	0	0	0	0	0	0.0
3 Once or twice	0	0	0	0	0	0	0	0.0
4 Monthly	0	0	0	0	0	0	0	0.0
5 Weekly	0	0	0	0	0	0	0	0.0
6 Daily or almost daily	0	0	0	0	0	0	0	0.0
Valid responses =	0	0	0	0	0	0	0	0.0

Invalid responses include no response.



AMERICAN COLLEGE HEALTH ASSOCIATION

American College Health Association-National College Health Assessment (ACHA-NCHA III)
Institutional Data Report - Fall 2020 UNIVERSITY OF IDAHO

American College Health Association
8455 Colesville Road, Suite 740
Silver Spring, MD 20910
(410) 859-1500
www.acha.org

December 1, 2020
FREQUENCY REPORT
Number of Surveys (n) =

727 Web Surveys

22K11) During the past 3 months, how often have you had a strong desire or urge to use the following substance(s)?

(only includes students who have used this substance within the last 3 months)

Prescription opioids (morphine, codeine, fentanyl, oxycodone [OxyContin, Percocet], hydrocodone [Vicodin], methadone, buprenorphine [Suboxone], etc.)

[Please report nonmedical use only.]

	Male		Female		Unknown		Total	
	Freq.	Pct.	Freq.	Pct.	Freq.	Pct.	Freq.	Pct.
0 Never	0	0	2	50	0	0	2	40.0
3 Once or twice	0	0	2	50	0	0	2	40.0
4 Monthly	1	100	0	0	0	0	1	20.0
5 Weekly	0	0	0	0	0	0	0	0.0
6 Daily or almost daily	0	0	0	0	0	0	0	0.0
Valid responses =	1	20	4	80	0	0	5	0.7

Invalid responses include no response.

22K12) During the past 3 months, how often have you had a strong desire or urge to use the following substance(s)?

(only includes students who have used this substance within the last 3 months)

Other

	Male		Female		Unknown		Total	
	Freq.	Pct.	Freq.	Pct.	Freq.	Pct.	Freq.	Pct.
0 Never	0	0	0	0	0	0	0	0.0
3 Once or twice	0	0	0	0	0	0	0	0.0
4 Monthly	0	0	0	0	0	0	0	0.0
5 Weekly	0	0	1	50	0	0	1	50.0
6 Daily or almost daily	0	0	1	50	0	0	1	50.0
Valid responses =	0	0	2	100	0	0	2	0.3

Invalid responses include no response.

22L1) During the past 3 months, how often has your use of the following substance(s) led to health, social, legal, or financial problems?

(only includes students who have used this substance within the last 3 months)

Tobacco or nicotine delivery products (cigarettes, e-cigarettes, Juul or other vape products, water pipe or hookah, chewing tobacco, cigars, etc.)

	Male		Female		Unknown		Total	
	Freq.	Pct.	Freq.	Pct.	Freq.	Pct.	Freq.	Pct.
0 Never	67	87	97	87	0	0	173	86.9
4 Once or twice	8	10	7	6	0	0	16	8.0
5 Monthly	0	0	2	2	0	0	2	1.0
6 Weekly	1	1	6	5	0	0	7	3.5
7 Daily or almost daily	1	1	0	0	0	0	1	0.5
Valid responses =	77	39	112	56	0	0	199	27.4

Invalid responses include no response.

22L2) During the past 3 months, how often has your use of the following substance(s) led to health, social, legal, or financial problems?

(only includes students who have used this substance within the last 3 months)

Alcoholic beverages (beer, wine, liquor, etc.)

	Male		Female		Unknown		Total	
	Freq.	Pct.	Freq.	Pct.	Freq.	Pct.	Freq.	Pct.
0 Never	131	84	277	82	1	100	421	82.9
4 Once or twice	17	11	39	12	0	0	58	11.4
5 Monthly	5	3	14	4	0	0	19	3.7
6 Weekly	2	1	6	2	0	0	9	1.8
7 Daily or almost daily	1	1	0	0	0	0	1	0.2
Valid responses =	156	31	336	66	1	0	508	69.9

Invalid responses include no response.

22L3) During the past 3 months, how often has your use of the following substance(s) led to health, social, legal, or financial problems?

(only includes students who have used this substance within the last 3 months)

Cannabis (marijuana, weed, hash, edibles, vaped cannabis, etc.) [Please report nonmedical use only.]

	Male		Female		Unknown		Total	
	Freq.	Pct.	Freq.	Pct.	Freq.	Pct.	Freq.	Pct.
0 Never	71	92	138	87	0	0	218	88.6
4 Once or twice	3	4	17	11	0	0	21	8.5
5 Monthly	2	3	2	1	0	0	4	1.6
6 Weekly	1	1	1	1	0	0	2	0.8
7 Daily or almost daily	0	0	1	1	0	0	1	0.4
Valid responses =	77	31	159	65	0	0	246	33.8

Invalid responses include no response.



AMERICAN COLLEGE HEALTH ASSOCIATION

American College Health Association-National College Health Assessment (ACHA-NCHA III)
Institutional Data Report - Fall 2020 UNIVERSITY OF IDAHO

American College Health Association
8455 Colesville Road, Suite 740
Silver Spring, MD 20910
(410) 859-1500
www.acha.org

December 1, 2020
FREQUENCY REPORT
Number of Surveys (n) =

727 Web Surveys

22L4) During the past 3 months, how often has your use of the following substance(s) led to health, social, legal, or financial problems?
(only includes students who have used this substance within the last 3 months)

Cocaine (coke, crack, etc.)

	Male		Female		Unknown		Total Freq.	Pct.
	Freq.	Pct.	Freq.	Pct.	Freq.	Pct.		
0 Never	5	83	11	100	0	0	16	94.1
4 Once or twice	1	17	0	0	0	0	1	5.9
5 Monthly	0	0	0	0	0	0	0	0.0
6 Weekly	0	0	0	0	0	0	0	0.0
7 Daily or almost daily	0	0	0	0	0	0	0	0.0
Valid responses =	6	35	11	65	0	0	17	2.3

Invalid responses include no response.

22L5) During the past 3 months, how often has your use of the following substance(s) led to health, social, legal, or financial problems?
(only includes students who have used this substance within the last 3 months)

Prescription stimulants (Ritalin, Concerta, Dexedrine, Adderall, diet pills, etc.) [Please report nonmedical use only.]

	Male		Female		Unknown		Total Freq.	Pct.
	Freq.	Pct.	Freq.	Pct.	Freq.	Pct.		
0 Never	9	82	18	95	0	0	28	90.3
4 Once or twice	0	0	1	5	0	0	1	3.2
5 Monthly	1	9	0	0	0	0	1	3.2
6 Weekly	1	9	0	0	0	0	1	3.2
7 Daily or almost daily	0	0	0	0	0	0	0	0.0
Valid responses =	11	35	19	61	0	0	31	4.3

Invalid responses include no response.

22L6) During the past 3 months, how often has your use of the following substance(s) led to health, social, legal, or financial problems?
(only includes students who have used this substance within the last 3 months)

Methamphetamine (speed, crystal meth, ice, etc.)

	Male		Female		Unknown		Total Freq.	Pct.
	Freq.	Pct.	Freq.	Pct.	Freq.	Pct.		
0 Never	0	0	0	0	0	0	0	0.0
4 Once or twice	0	0	0	0	0	0	0	0.0
5 Monthly	0	0	0	0	0	0	0	0.0
6 Weekly	0	0	0	0	0	0	0	0.0
7 Daily or almost daily	0	0	0	0	0	0	0	0.0
Valid responses =	0	0	0	0	0	0	0	0.0

Invalid responses include no response.

22L7) During the past 3 months, how often has your use of the following substance(s) led to health, social, legal, or financial problems?
(only includes students who have used this substance within the last 3 months)

Inhalants (poppers, nitrous, glue, gas, paint thinner, etc.)

	Male		Female		Unknown		Total Freq.	Pct.
	Freq.	Pct.	Freq.	Pct.	Freq.	Pct.		
0 Never	3	100	1	100	0	0	4	80.0
4 Once or twice	0	0	0	0	0	0	1	20.0
5 Monthly	0	0	0	0	0	0	0	0.0
6 Weekly	0	0	0	0	0	0	0	0.0
7 Daily or almost daily	0	0	0	0	0	0	0	0.0
Valid responses =	3	60	1	20	0	0	5	0.7

Invalid responses include no response.

22L8) During the past 3 months, how often has your use of the following substance(s) led to health, social, legal, or financial problems?
(only includes students who have used this substance within the last 3 months)

Sedatives or Sleeping Pills (Valium, Ativan, Xanax, Klonopin, Librium, Rohypnol, GHB, etc.) [Please report nonmedical use only.]

	Male		Female		Unknown		Total Freq.	Pct.
	Freq.	Pct.	Freq.	Pct.	Freq.	Pct.		
0 Never	0	0	9	100	0	0	9	90.0
4 Once or twice	0	0	0	0	0	0	0	0.0
5 Monthly	0	0	0	0	0	0	0	0.0
6 Weekly	1	100	0	0	0	0	1	10.0
7 Daily or almost daily	0	0	0	0	0	0	0	0.0
Valid responses =	1	10	9	90	0	0	10	1.4

Invalid responses include no response.



AMERICAN COLLEGE HEALTH ASSOCIATION

American College Health Association-National College Health Assessment (ACHA-NCHA III)
Institutional Data Report - Fall 2020 UNIVERSITY OF IDAHO

American College Health Association
8455 Colesville Road, Suite 740
Silver Spring, MD 20910
(410) 859-1500
www.acha.org

December 1, 2020
FREQUENCY REPORT
Number of Surveys (n) =

727 Web Surveys

22L9) During the past 3 months, how often has your use of the following substance(s) led to health, social, legal, or financial problems?

(only includes students who have used this substance within the last 3 months)

Hallucinogens (Ecstasy, MDMA, Molly, LSD, acid, mushrooms, PCP, Special K, etc.)

	Male		Female		Unknown		Total	
	Freq.	Pct.	Freq.	Pct.	Freq.	Pct.	Freq.	Pct.
0 Never	15	100	17	100	0	0	34	100.0
4 Once or twice	0	0	0	0	0	0	0	0.0
5 Monthly	0	0	0	0	0	0	0	0.0
6 Weekly	0	0	0	0	0	0	0	0.0
7 Daily or almost daily	0	0	0	0	0	0	0	0.0
Valid responses =	15	44	17	50	0	0	34	4.7

Invalid responses include no response.

22L10) During the past 3 months, how often has your use of the following substance(s) led to health, social, legal, or financial problems?

(only includes students who have used this substance within the last 3 months)

Heroin

	Male		Female		Unknown		Total	
	Freq.	Pct.	Freq.	Pct.	Freq.	Pct.	Freq.	Pct.
0 Never	0	0	0	0	0	0	0	0.0
4 Once or twice	0	0	0	0	0	0	0	0.0
5 Monthly	0	0	0	0	0	0	0	0.0
6 Weekly	0	0	0	0	0	0	0	0.0
7 Daily or almost daily	0	0	0	0	0	0	0	0.0
Valid responses =	0	0	0	0	0	0	0	0.0

Invalid responses include no response.

22L11) During the past 3 months, how often has your use of the following substance(s) led to health, social, legal, or financial problems?

(only includes students who have used this substance within the last 3 months)

Prescription opioids (morphine, codeine, fentanyl, oxycodone [OxyContin, Percocet], hydrocodone [Vicodin], methadone, buprenorphine [Suboxone], etc.)

[Please report nonmedical use only.]

	Male		Female		Unknown		Total	
	Freq.	Pct.	Freq.	Pct.	Freq.	Pct.	Freq.	Pct.
0 Never	1	100	4	100	0	0	5	100.0
4 Once or twice	0	0	0	0	0	0	0	0.0
5 Monthly	0	0	0	0	0	0	0	0.0
6 Weekly	0	0	0	0	0	0	0	0.0
7 Daily or almost daily	0	0	0	0	0	0	0	0.0
Valid responses =	1	20	4	80	0	0	5	0.7

Invalid responses include no response.

22L12) During the past 3 months, how often has your use of the following substance(s) led to health, social, legal, or financial problems?

(only includes students who have used this substance within the last 3 months)

Other

	Male		Female		Unknown		Total	
	Freq.	Pct.	Freq.	Pct.	Freq.	Pct.	Freq.	Pct.
0 Never	0	0	1	50	0	0	1	50.0
4 Once or twice	0	0	0	0	0	0	0	0.0
5 Monthly	0	0	0	0	0	0	0	0.0
6 Weekly	0	0	1	50	0	0	1	50.0
7 Daily or almost daily	0	0	0	0	0	0	0	0.0
Valid responses =	0	0	2	100	0	0	2	0.3

Invalid responses include no response.

22M2) During the past 3 months, how often have you failed to do what was normally expected of you because of your use of the following substance(s)?

(only includes students who have used this substance within the last 3 months)

Alcoholic beverages (beer, wine, liquor, etc.)

	Male		Female		Unknown		Total	
	Freq.	Pct.	Freq.	Pct.	Freq.	Pct.	Freq.	Pct.
0 Never	135	87	288	86	1	100	436	85.7
5 Once or twice	15	10	44	13	0	0	61	12.0
6 Monthly	3	2	5	2	0	0	8	1.6
7 Weekly	3	2	0	0	0	0	4	0.8
8 Daily or almost daily	0	0	0	0	0	0	0	0.0
Valid responses =	156	31	337	66	1	0	509	70.0

Invalid responses include no response.



AMERICAN COLLEGE HEALTH ASSOCIATION

American College Health Association-National College Health Assessment (ACHA-NCHA III)
Institutional Data Report - Fall 2020 UNIVERSITY OF IDAHO

American College Health Association
8455 Colesville Road, Suite 740
Silver Spring, MD 20910
(410) 859-1500
www.acha.org

December 1, 2020
FREQUENCY REPORT
Number of Surveys (n) =

727 Web Surveys

22M3) During the past 3 months, how often have you failed to do what was normally expected of you because of your use of the following substance(s)?
(only includes students who have used this substance within the last 3 months)

Cannabis (marijuana, weed, hash, edibles, vaped cannabis, etc.) [Please report nonmedical use only.]

	Male		Female		Unknown		Total	
	Freq.	Pct.	Freq.	Pct.	Freq.	Pct.	Freq.	Pct.
0 Never	73	94	133	84	0	0	214	86.6
5 Once or twice	3	4	23	15	0	0	28	11.3
6 Monthly	1	1	3	2	0	0	4	1.6
7 Weekly	1	1	0	0	0	0	1	0.4
8 Daily or almost daily	0	0	0	0	0	0	0	0.0
Valid responses =	78	32	159	64	0	0	247	34.0

Invalid responses include no response.

22M4) During the past 3 months, how often have you failed to do what was normally expected of you because of your use of the following substance(s)?
(only includes students who have used this substance within the last 3 months)

Cocaine (coke, crack, etc.)

	Male		Female		Unknown		Total	
	Freq.	Pct.	Freq.	Pct.	Freq.	Pct.	Freq.	Pct.
0 Never	6	100	11	100	0	0	17	100.0
5 Once or twice	0	0	0	0	0	0	0	0.0
6 Monthly	0	0	0	0	0	0	0	0.0
7 Weekly	0	0	0	0	0	0	0	0.0
8 Daily or almost daily	0	0	0	0	0	0	0	0.0
Valid responses =	6	35	11	65	0	0	17	2.3

Invalid responses include no response.

22M5) During the past 3 months, how often have you failed to do what was normally expected of you because of your use of the following substance(s)?
(only includes students who have used this substance within the last 3 months)

Prescription stimulants (Ritalin, Concerta, Dexedrine, Adderall, diet pills, etc.) [Please report nonmedical use only.]

	Male		Female		Unknown		Total	
	Freq.	Pct.	Freq.	Pct.	Freq.	Pct.	Freq.	Pct.
0 Never	10	91	19	100	0	0	30	96.8
5 Once or twice	0	0	0	0	0	0	0	0.0
6 Monthly	0	0	0	0	0	0	0	0.0
7 Weekly	1	9	0	0	0	0	1	3.2
8 Daily or almost daily	0	0	0	0	0	0	0	0.0
Valid responses =	11	35	19	61	0	0	31	4.3

Invalid responses include no response.

22M6) During the past 3 months, how often have you failed to do what was normally expected of you because of your use of the following substance(s)?
(only includes students who have used this substance within the last 3 months)

Methamphetamine (speed, crystal meth, ice, etc.)

	Male		Female		Unknown		Total	
	Freq.	Pct.	Freq.	Pct.	Freq.	Pct.	Freq.	Pct.
0 Never	0	0	0	0	0	0	0	0.0
5 Once or twice	0	0	0	0	0	0	0	0.0
6 Monthly	0	0	0	0	0	0	0	0.0
7 Weekly	0	0	0	0	0	0	0	0.0
8 Daily or almost daily	0	0	0	0	0	0	0	0.0
Valid responses =	0	0	0	0	0	0	0	0.0

Invalid responses include no response.

22M7) During the past 3 months, how often have you failed to do what was normally expected of you because of your use of the following substance(s)?
(only includes students who were prescribed this substance)

Inhalants (poppers, nitrous, glue, gas, paint thinner, etc.)

	Male		Female		Unknown		Total	
	Freq.	Pct.	Freq.	Pct.	Freq.	Pct.	Freq.	Pct.
0 Never	3	100	1	100	0	0	4	80.0
5 Once or twice	0	0	0	0	0	0	1	20.0
6 Monthly	0	0	0	0	0	0	0	0.0
7 Weekly	0	0	0	0	0	0	0	0.0
8 Daily or almost daily	0	0	0	0	0	0	0	0.0
Valid responses =	3	60	1	20	0	0	5	0.7

Invalid responses include no response.



AMERICAN COLLEGE HEALTH ASSOCIATION

American College Health Association-National College Health Assessment (ACHA-NCHA III)
Institutional Data Report - Fall 2020 UNIVERSITY OF IDAHO

American College Health Association
8455 Colesville Road, Suite 740
Silver Spring, MD 20910
(410) 859-1500
www.acha.org

December 1, 2020
FREQUENCY REPORT
Number of Surveys (n) = 727 Web Surveys

22M8) During the past 3 months, how often have you failed to do what was normally expected of you because of your use of the following substance(s)?
(only includes students who were prescribed this substance)

Sedatives or Sleeping Pills (Valium, Ativan, Xanax, Klonopin, Librium, Rohypnol, GHB, etc.) [Please report nonmedical use only.]

	Male		Female		Unknown		Total	
	Freq.	Pct.	Freq.	Pct.	Freq.	Pct.	Freq.	Pct.
0 Never	0	0	9	100	0	0	9	90.0
5 Once or twice	1	100	0	0	0	0	1	10.0
6 Monthly	0	0	0	0	0	0	0	0.0
7 Weekly	0	0	0	0	0	0	0	0.0
8 Daily or almost daily	0	0	0	0	0	0	0	0.0
Valid responses =	1	10	9	90	0	0	10	1.4

Invalid responses include no response.

22M9) During the past 3 months, how often have you failed to do what was normally expected of you because of your use of the following substance(s)?
(only includes students who were prescribed this substance)

Hallucinogens (Ecstasy, MDMA, Molly, LSD, acid, mushrooms, PCP, Special K, etc.)

	Male		Female		Unknown		Total	
	Freq.	Pct.	Freq.	Pct.	Freq.	Pct.	Freq.	Pct.
0 Never	15	100	17	100	0	0	34	100.0
5 Once or twice	0	0	0	0	0	0	0	0.0
6 Monthly	0	0	0	0	0	0	0	0.0
7 Weekly	0	0	0	0	0	0	0	0.0
8 Daily or almost daily	0	0	0	0	0	0	0	0.0
Valid responses =	15	44	17	50	0	0	34	4.7

Invalid responses include no response.

22M10) During the past 3 months, how often have you failed to do what was normally expected of you because of your use of the following substance(s)?
(only includes students who were prescribed this substance)

Heroin

	Male		Female		Unknown		Total	
	Freq.	Pct.	Freq.	Pct.	Freq.	Pct.	Freq.	Pct.
0 Never	0	0	0	0	0	0	0	0.0
5 Once or twice	0	0	0	0	0	0	0	0.0
6 Monthly	0	0	0	0	0	0	0	0.0
7 Weekly	0	0	0	0	0	0	0	0.0
8 Daily or almost daily	0	0	0	0	0	0	0	0.0
Valid responses =	0	0	0	0	0	0	0	0.0

Invalid responses include no response.

22M11) During the past 3 months, how often have you failed to do what was normally expected of you because of your use of the following substance(s)?
(only includes students who were prescribed this substance)

Prescription opioids (morphine, codeine, fentanyl, oxycodone [OxyContin, Percocet], hydrocodone [Vicodin], methadone, buprenorphine [Suboxone], etc.) [Please report nonmedical use only.]

	Male		Female		Unknown		Total	
	Freq.	Pct.	Freq.	Pct.	Freq.	Pct.	Freq.	Pct.
0 Never	1	100	3	75	0	0	4	80.0
5 Once or twice	0	0	1	25	0	0	1	20.0
6 Monthly	0	0	0	0	0	0	0	0.0
7 Weekly	0	0	0	0	0	0	0	0.0
8 Daily or almost daily	0	0	0	0	0	0	0	0.0
Valid responses =	1	20	4	80	0	0	5	0.7

Invalid responses include no response.

22M12) During the past 3 months, how often have you failed to do what was normally expected of you because of your use of the following substance(s)?
of you because of your use of the following substance(s)? (only includes students who were prescribed this substance)

Other

	Male		Female		Unknown		Total	
	Freq.	Pct.	Freq.	Pct.	Freq.	Pct.	Freq.	Pct.
0 Never	0	0	2	100	0	0	2	100.0
5 Once or twice	0	0	0	0	0	0	0	0.0
6 Monthly	0	0	0	0	0	0	0	0.0
7 Weekly	0	0	0	0	0	0	0	0.0
8 Daily or almost daily	0	0	0	0	0	0	0	0.0
Valid responses =	0	0	2	100	0	0	2	0.3

Invalid responses include no response.

22N1) Has a friend or relative or anyone else ever expressed concern about your use of the following substance(s)?
(only includes students who have ever used this substance)

Tobacco or nicotine delivery products (cigarettes, e-cigarettes, Juul or other vape products, water pipe or hookah, chewing tobacco, cigars, etc.)

	Male		Female		Unknown		Total	
	Freq.	Pct.	Freq.	Pct.	Freq.	Pct.	Freq.	Pct.
0 No, Never	71	69	145	81	0	0	225	75.8
3 Yes, not in the past 3 months	24	23	20	11	0	0	48	16.2
6 Yes, in the past 3 months	8	8	15	8	0	0	24	8.1
Valid responses =	103	35	180	61	0	0	297	40.9

Invalid responses include no response.



AMERICAN COLLEGE HEALTH ASSOCIATION

American College Health Association-National College Health Assessment (ACHA-NCHA III)
Institutional Data Report - Fall 2020 UNIVERSITY OF IDAHO

American College Health Association
8455 Colesville Road, Suite 740
Silver Spring, MD 20910
(410) 859-1500
www.acha.org

December 1, 2020
FREQUENCY REPORT
Number of Surveys (n) =

727 Web Surveys

22N2) Has a friend or relative or anyone else ever expressed concern about your use of the following substance(s)?

(only includes students who have ever used this substance)

Alcoholic beverages (beer, wine, liquor, etc.)

	Male		Female		Unknown		Total Freq.	Pct.
	Freq.	Pct.	Freq.	Pct.	Freq.	Pct.		
0 No, Never	145	84	311	89	1	100	471	87.1
3 Yes, not in the past 3 months	22	13	22	6	0	0	47	8.7
6 Yes, in the past 3 months	6	4	15	4	0	0	23	4.3
Valid responses =	173	32	348	64	1	0	541	74.4

Invalid responses include no response.

22N3) Has a friend or relative or anyone else ever expressed concern about your use of the following substance(s)?

(only includes students who have ever used this substance)

Cannabis (marijuana, weed, hash, edibles, vaped cannabis, etc.) [Please report nonmedical use only.]

	Male		Female		Unknown		Total Freq.	Pct.
	Freq.	Pct.	Freq.	Pct.	Freq.	Pct.		
0 No, Never	88	87	189	88	0	0	285	86.1
3 Yes, not in the past 3 months	11	11	14	7	0	0	28	8.5
6 Yes, in the past 3 months	2	2	12	6	0	0	18	5.4
Valid responses =	101	31	215	65	0	0	331	45.5

Invalid responses include no response.

22N4) Has a friend or relative or anyone else ever expressed concern about your use of the following substance(s)?

(only includes students who have ever used this substance)

Cocaine (coke, crack, etc.)

	Male		Female		Unknown		Total Freq.	Pct.
	Freq.	Pct.	Freq.	Pct.	Freq.	Pct.		
0 No, Never	22	92	33	89	0	0	58	89.2
3 Yes, not in the past 3 months	1	4	4	11	0	0	6	9.2
6 Yes, in the past 3 months	1	4	0	0	0	0	1	1.5
Valid responses =	24	37	37	57	0	0	65	8.9

Invalid responses include no response.

22N5) Has a friend or relative or anyone else ever expressed concern about your use of the following substance(s)?

(only includes students who have ever used this substance)

Prescription stimulants (Ritalin, Concerta, Dexedrine, Adderall, diet pills, etc.) [Please report nonmedical use only.]

	Male		Female		Unknown		Total Freq.	Pct.
	Freq.	Pct.	Freq.	Pct.	Freq.	Pct.		
0 No, Never	22	82	44	96	0	0	70	90.9
3 Yes, not in the past 3 months	3	11	1	2	0	0	4	5.2
6 Yes, in the past 3 months	2	7	1	2	0	0	3	3.9
Valid responses =	27	35	46	60	0	0	77	10.6

Invalid responses include no response.

22N6) Has a friend or relative or anyone else ever expressed concern about your use of the following substance(s)?

(only includes students who have ever used this substance)

Methamphetamine (speed, crystal meth, ice, etc.)

	Male		Female		Unknown		Total Freq.	Pct.
	Freq.	Pct.	Freq.	Pct.	Freq.	Pct.		
0 No, Never	2	100	1	100	0	0	4	80.0
3 Yes, not in the past 3 months	0	0	0	0	0	0	1	20.0
6 Yes, in the past 3 months	0	0	0	0	0	0	0	0.0
Valid responses =	2	40	1	20	0	0	5	0.7

Invalid responses include no response.

22N7) Has a friend or relative or anyone else ever expressed concern about your use of the following substance(s)?

(only includes students who have ever used this substance)

Inhalants (poppers, nitrous, glue, gas, paint thinner, etc.)

	Male		Female		Unknown		Total Freq.	Pct.
	Freq.	Pct.	Freq.	Pct.	Freq.	Pct.		
0 No, Never	8	100	5	100	0	0	18	100.0
3 Yes, not in the past 3 months	0	0	0	0	0	0	0	0.0
6 Yes, in the past 3 months	0	0	0	0	0	0	0	0.0
Valid responses =	8	44	5	28	0	0	18	2.5

Invalid responses include no response.

22N8) Has a friend or relative or anyone else ever expressed concern about your use of the following substance(s)?

(only includes students who have ever used this substance)

Sedatives or Sleeping Pills (Valium, Ativan, Xanax, Klonopin, Librium, Rohypnol, GHB, etc.) [Please report nonmedical use only.]

	Male		Female		Unknown		Total Freq.	Pct.
	Freq.	Pct.	Freq.	Pct.	Freq.	Pct.		
0 No, Never	8	100	24	89	0	0	35	89.7
3 Yes, not in the past 3 months	0	0	2	7	0	0	3	7.7
6 Yes, in the past 3 months	0	0	1	4	0	0	1	2.6
Valid responses =	8	21	27	69	0	0	39	5.4

Invalid responses include no response.



AMERICAN COLLEGE HEALTH ASSOCIATION

American College Health Association-National College Health Assessment (ACHA-NCHA III)
Institutional Data Report - Fall 2020 UNIVERSITY OF IDAHO

American College Health Association
8455 Colesville Road, Suite 740
Silver Spring, MD 20910
(410) 859-1500
www.acha.org

December 1, 2020
FREQUENCY REPORT
Number of Surveys (n) =

727 Web Surveys

22N9) Has a friend or relative or anyone else ever expressed concern about your use of the following substance(s)?
(only includes students who have ever used this substance)

Hallucinogens (Ecstasy, MDMA, Molly, LSD, acid, mushrooms, PCP, Special K, etc.)

	Male		Female		Unknown		Total	
	Freq.	Pct.	Freq.	Pct.	Freq.	Pct.	Freq.	Pct.
0 No, Never	38	91	56	95	0	0	98	90.7
3 Yes, not in the past 3 months	3	7	3	5	0	0	9	8.3
6 Yes, in the past 3 months	1	2	0	0	0	0	1	0.9
Valid responses =	42	39	59	55	0	0	108	14.9

Invalid responses include no response.

22N10) Has a friend or relative or anyone else ever expressed concern about your use of the following substance(s)?
(only includes students who have ever used this substance)

Heroin

	Male		Female		Unknown		Total	
	Freq.	Pct.	Freq.	Pct.	Freq.	Pct.	Freq.	Pct.
0 No, Never	2	100	0	0	0	0	2	66.7
3 Yes, not in the past 3 months	0	0	1	100	0	0	1	33.3
6 Yes, in the past 3 months	0	0	0	0	0	0	0	0.0
Valid responses =	2	67	1	33	0	0	3	0.4

Invalid responses include no response.

22N11) Has a friend or relative or anyone else ever expressed concern about your use of the following substance(s)?
(only includes students who have ever used this substance)

Prescription opioids (morphine, codeine, fentanyl, oxycodone [OxyContin, Percocet], hydrocodone [Vicodin], methadone, buprenorphine [Suboxone], etc.)
[Please report nonmedical use only.]

	Male		Female		Unknown		Total	
	Freq.	Pct.	Freq.	Pct.	Freq.	Pct.	Freq.	Pct.
0 No, Never	11	100	22	85	0	0	36	87.8
3 Yes, not in the past 3 months	0	0	4	15	0	0	5	12.2
6 Yes, in the past 3 months	0	0	0	0	0	0	0	0.0
Valid responses =	11	27	26	63	0	0	41	5.6

Invalid responses include no response.

22N12) Has a friend or relative or anyone else ever expressed concern about your use of the following substance(s)?
(only includes students who have ever used this substance)

Other

	Male		Female		Unknown		Total	
	Freq.	Pct.	Freq.	Pct.	Freq.	Pct.	Freq.	Pct.
0 No, Never	0	0	2	67	0	0	2	66.7
3 Yes, not in the past 3 months	0	0	0	0	0	0	0	0.0
6 Yes, in the past 3 months	0	0	1	33	0	0	1	33.3
Valid responses =	0	0	3	100	0	0	3	0.4

Invalid responses include no response.

22O1) Have you ever tried and failed to control, cut down or stop using the following substance(s)? **(only includes students who have ever used this substance)**
Tobacco or nicotine delivery products (cigarettes, e-cigarettes, Juul or other vape products, water pipe or hookah, chewing tobacco, cigars, etc.)

	Male		Female		Unknown		Total	
	Freq.	Pct.	Freq.	Pct.	Freq.	Pct.	Freq.	Pct.
0 No, Never	75	72	146	82	0	0	231	77.8
3 Yes, not in the past 3 months	19	18	14	8	0	0	36	12.1
6 Yes, in the past 3 months	10	10	19	11	0	0	30	10.1
Valid responses =	104	35	179	60	0	0	297	40.9

Invalid responses include no response.

22O2) Have you ever tried and failed to control, cut down or stop using the following substance(s)? **(only includes students who have ever used this substance)**
Alcoholic beverages (beer, wine, liquor, etc.)

	Male		Female		Unknown		Total	
	Freq.	Pct.	Freq.	Pct.	Freq.	Pct.	Freq.	Pct.
0 No, Never	149	86	316	90	1	100	482	88.6
3 Yes, not in the past 3 months	13	8	12	3	0	0	26	4.8
6 Yes, in the past 3 months	12	7	22	6	0	0	36	6.6
Valid responses =	174	32	350	64	1	0	544	74.8

Invalid responses include no response.

22O3) Have you ever tried and failed to control, cut down or stop using the following substance(s)? **(only includes students who have ever used this substance)**
Cannabis (marijuana, weed, hash, edibles, vaped cannabis, etc.) *[Please report nonmedical use only.]*

	Male		Female		Unknown		Total	
	Freq.	Pct.	Freq.	Pct.	Freq.	Pct.	Freq.	Pct.
0 No, Never	90	88	196	91	0	0	300	90.4
3 Yes, not in the past 3 months	6	6	7	3	0	0	14	4.2
6 Yes, in the past 3 months	6	6	12	6	0	0	18	5.4
Valid responses =	102	31	215	65	0	0	332	45.7

Invalid responses include no response.



AMERICAN COLLEGE HEALTH ASSOCIATION

American College Health Association-National College Health Assessment (ACHA-NCHA III)
Institutional Data Report - Fall 2020 UNIVERSITY OF IDAHO

American College Health Association
8455 Colesville Road, Suite 740
Silver Spring, MD 20910
(410) 859-1500
www.acha.org

December 1, 2020
FREQUENCY REPORT
Number of Surveys (n) =

727 Web Surveys

2204) Have you ever tried and failed to control, cut down or stop using the following substance(s)? (only includes students who have ever used this substance)
Cocaine (coke, crack, etc.)

	Male		Female		Unknown		Total	
	Freq.	Pct.	Freq.	Pct.	Freq.	Pct.	Freq.	Pct.
0 No, Never	20	87	35	92	0	0	59	90.8
3 Yes, not in the past 3 months	2	9	3	8	0	0	5	7.7
6 Yes, in the past 3 months	1	4	0	0	0	0	1	1.5
Valid responses =	23	35	38	58	0	0	65	8.9

Invalid responses include no response.

2205) Have you ever tried and failed to control, cut down or stop using the following substance(s)? (only includes students who have ever used this substance)
Prescription stimulants (Ritalin, Concerta, Dexedrine, Adderall, diet pills, etc.) [Please report nonmedical use only.]

	Male		Female		Unknown		Total	
	Freq.	Pct.	Freq.	Pct.	Freq.	Pct.	Freq.	Pct.
0 No, Never	26	90	44	94	0	0	74	92.5
3 Yes, not in the past 3 months	2	7	1	2	0	0	3	3.8
6 Yes, in the past 3 months	1	3	2	4	0	0	3	3.8
Valid responses =	29	36	47	59	0	0	80	11.0

Invalid responses include no response.

2206) Have you ever tried and failed to control, cut down or stop using the following substance(s)? (only includes students who have ever used this substance)
Methamphetamine (speed, crystal meth, ice, etc.)

	Male		Female		Unknown		Total	
	Freq.	Pct.	Freq.	Pct.	Freq.	Pct.	Freq.	Pct.
0 No, Never	2	100	1	100	0	0	5	100.0
3 Yes, not in the past 3 months	0	0	0	0	0	0	0	0.0
6 Yes, in the past 3 months	0	0	0	0	0	0	0	0.0
Valid responses =	2	40	1	20	0	0	5	0.7

Invalid responses include no response.

2207) Have you ever tried and failed to control, cut down or stop using the following substance(s)? (only includes students who have ever used this substance)
Inhalants (poppers, nitrous, glue, gas, paint thinner, etc.)

	Male		Female		Unknown		Total	
	Freq.	Pct.	Freq.	Pct.	Freq.	Pct.	Freq.	Pct.
0 No, Never	8	100	5	100	0	0	18	100.0
3 Yes, not in the past 3 months	0	0	0	0	0	0	0	0.0
6 Yes, in the past 3 months	0	0	0	0	0	0	0	0.0
Valid responses =	8	44	5	28	0	0	18	2.5

Invalid responses include no response.

2208) Have you ever tried and failed to control, cut down or stop using the following substance(s)? (only includes students who have ever used this substance)
Sedatives or Sleeping Pills (Valium, Ativan, Xanax, Klonopin, Librium, Rohypnol, GHB, etc.) [Please report nonmedical use only.]

	Male		Female		Unknown		Total	
	Freq.	Pct.	Freq.	Pct.	Freq.	Pct.	Freq.	Pct.
0 No, Never	8	100	25	93	0	0	36	92.3
3 Yes, not in the past 3 months	0	0	1	4	0	0	2	5.1
6 Yes, in the past 3 months	0	0	1	4	0	0	1	2.6
Valid responses =	8	21	27	69	0	0	39	5.4

Invalid responses include no response.

2209) Have you ever tried and failed to control, cut down or stop using the following substance(s)? (only includes students who have ever used this substance)
Hallucinogens (Ecstasy, MDMA, Molly, LSD, acid, mushrooms, PCP, Special K, etc.)

	Male		Female		Unknown		Total	
	Freq.	Pct.	Freq.	Pct.	Freq.	Pct.	Freq.	Pct.
0 No, Never	42	100	56	95	0	0	105	97.2
3 Yes, not in the past 3 months	0	0	3	5	0	0	3	2.8
6 Yes, in the past 3 months	0	0	0	0	0	0	0	0.0
Valid responses =	42	39	59	55	0	0	108	14.9

Invalid responses include no response.

22010) Have you ever tried and failed to control, cut down or stop using the following substance(s)? (only includes students who have ever used this substance)
Heroin

	Male		Female		Unknown		Total	
	Freq.	Pct.	Freq.	Pct.	Freq.	Pct.	Freq.	Pct.
0 No, Never	2	100	0	0	0	0	2	50.0
3 Yes, not in the past 3 months	0	0	1	100	0	0	2	50.0
6 Yes, in the past 3 months	0	0	0	0	0	0	0	0.0
Valid responses =	2	50	1	25	0	0	4	0.6

Invalid responses include no response.



AMERICAN COLLEGE HEALTH ASSOCIATION

American College Health Association-National College Health Assessment (ACHA-NCHA III)
Institutional Data Report - Fall 2020
 American College Health Association
 8455 Colesville Road, Suite 740
 Silver Spring, MD 20910
 (410) 859-1500
www.acha.org

December 1, 2020
 FREQUENCY REPORT
 Number of Surveys (n) = 727 Web Surveys

22011) Have you ever tried and failed to control, cut down or stop using the following substance(s)? (only includes students who have ever used this substance)
Prescription opioids (morphine, codeine, fentanyl, oxycodone [OxyContin, Percocet], hydrocodone [Vicodin], methadone, buprenorphine [Suboxone], etc.)
[Please report nonmedical use only.]

	Male		Female		Unknown		Total	
	Freq.	Pct.	Freq.	Pct.	Freq.	Pct.	Freq.	Pct.
0 No, Never	9	82	24	92	0	0	36	87.8
3 Yes, not in the past 3 months	2	18	2	8	0	0	5	12.2
6 Yes, in the past 3 months	0	0	0	0	0	0	0	0.0
Valid responses =	11	27	26	63	0	0	41	5.6

Invalid responses include no response.

22012) Have you ever tried and failed to control, cut down or stop using the following substance(s)? (only includes students who have ever used this substance)
Other

	Male		Female		Unknown		Total	
	Freq.	Pct.	Freq.	Pct.	Freq.	Pct.	Freq.	Pct.
0 No, Never	0	0	2	67	0	0	2	66.7
3 Yes, not in the past 3 months	0	0	0	0	0	0	0	0.0
6 Yes, in the past 3 months	0	0	1	33	0	0	1	33.3
Valid responses =	0	0	3	100	0	0	3	0.4

Invalid responses include no response.

22P) Have you ever used any drug by injection? [RECREATIONAL or NON-MEDICAL USE ONLY] (only includes students who have ever used any substance)

	Male		Female		Unknown		Total	
	Freq.	Pct.	Freq.	Pct.	Freq.	Pct.	Freq.	Pct.
0 No, Never	174	100	358	100	1	100	552	99.6
1 Yes, not in the past 3 months	0	0	0	0	0	0	2	0.4
2 Yes, in the past 3 months	0	0	0	0	0	0	0	0.0
Valid responses =	174	31	358	65	1	0	554	76.2

Invalid responses include no response.

22Q) In the past 3 months, how often have you injected drugs? [RECREATIONAL or NON-MEDICAL USE ONLY]

	Male		Female		Unknown		Total	
	Freq.	Pct.	Freq.	Pct.	Freq.	Pct.	Freq.	Pct.
0 Once per week or less	0	0	0	0	0	0	0	0.0
1 More than once per week	0	0	0	0	0	0	0	0.0
Valid responses =	0	0	0	0	0	0	0	0.0

Invalid responses include no response.

23A) Within the last 3 months, which tobacco products have you used? (only includes students who have used tobacco or nicotine in the last 3 months)

	Male		Female		Unknown		Total	
	Freq.	Pct.	Freq.	Pct.	Freq.	Pct.	Freq.	Pct.
1 No	52	69	74	68	0	0	131	67.5
2 Yes	23	31	35	32	0	0	63	32.5
Valid responses =	75	39	109	56	0	0	194	26.7

Invalid responses include no response.

23B) Within the last 3 months, which tobacco products have you used? (only includes students who have used tobacco or nicotine in the last 3 months)
E-cigarettes or other vape products (for example: Juul, etc.)

	Male		Female		Unknown		Total	
	Freq.	Pct.	Freq.	Pct.	Freq.	Pct.	Freq.	Pct.
1 No	26	34	20	18	0	0	49	24.9
2 Yes	50	66	91	82	0	0	148	75.1
Valid responses =	76	39	111	56	0	0	197	27.1

Invalid responses include no response.

23C) Within the last 3 months, which tobacco products have you used? (only includes students who have used tobacco or nicotine in the last 3 months)

	Male		Female		Unknown		Total	
	Freq.	Pct.	Freq.	Pct.	Freq.	Pct.	Freq.	Pct.
1 No	69	93	100	94	0	0	179	93.7
2 Yes	5	7	7	7	0	0	12	6.3
Valid responses =	74	39	107	56	0	0	191	26.3

Invalid responses include no response.

23D) Within the last 3 months, which tobacco products have you used? (only includes students who have used tobacco or nicotine in the last 3 months)

	Male		Female		Unknown		Total	
	Freq.	Pct.	Freq.	Pct.	Freq.	Pct.	Freq.	Pct.
1 No	52	68	93	87	0	0	154	79.4
2 Yes	25	33	14	13	0	0	40	20.6
Valid responses =	77	40	107	55	0	0	194	26.7

Invalid responses include no response.



AMERICAN COLLEGE HEALTH ASSOCIATION

American College Health Association-National College Health Assessment (ACHA-NCHA III)
Institutional Data Report - Fall 2020

UNIVERSITY OF IDAHO

American College Health Association
8455 Colesville Road, Suite 740
Silver Spring, MD 20910
(410) 859-1500
www.acha.org

December 1, 2020
FREQUENCY REPORT
Number of Surveys (n) =

727 Web Surveys

23E) Within the last 3 months, which tobacco products have you used? (only includes students who have used tobacco or nicotine in the last 3 months)

Cigars or little cigars

	Male		Female		Unknown		Total		Pct.
	Freq.	Pct.	Freq.	Pct.	Freq.	Pct.	Freq.		
1 No	50	65	90	86	0	0	150	78.1	
2 Yes	27	35	15	14	0	0	42	21.9	
Valid responses =	77	40	105	55	0	0	192	26.4	

Invalid responses include no response.

23F) Within the last 3 months, which tobacco products have you used? (only includes students who have used tobacco or nicotine in the last 3 months)

Other

	Male		Female		Unknown		Total		Pct.
	Freq.	Pct.	Freq.	Pct.	Freq.	Pct.	Freq.		
1 No	49	88	80	93	0	0	137	90.7	
2 Yes	7	13	6	7	0	0	14	9.3	
Valid responses =	56	37	86	57	0	0	151	20.8	

Invalid responses include no response.

24) When, if ever, was the last time you used cannabis/marijuana? Please include medical and non-medical use.

	Male		Female		Unknown		Total		Pct.
	Freq.	Pct.	Freq.	Pct.	Freq.	Pct.	Freq.		
1 Never	128	53	215	47	1	100	352	48.9	
2 Within the last 2 weeks	54	23	87	19	0	0	147	20.4	
3 More than 2 weeks but within 30 days	6	3	38	8	0	0	46	6.4	
4 More than 30 days but within 3 months	17	7	28	6	0	0	48	6.7	
5 More than 3 months but within 12 months	11	5	38	8	0	0	51	7.1	
6 More than 12 months ago	24	10	49	11	0	0	76	10.6	
Valid responses =	240	33	455	63	1	0	720	99.0	

Invalid responses include no response.

25A) When, if ever, was the last time you drank alcohol?

	Male		Female		Unknown		Total		Pct.
	Freq.	Pct.	Freq.	Pct.	Freq.	Pct.	Freq.		
1 Never	52	22	81	18	0	0	138	19.1	
2 Within the last 2 weeks	131	54	263	58	1	100	401	55.5	
3 More than 2 weeks but within 30 days	16	7	46	10	0	0	69	9.6	
4 More than 30 days but within 3 months	15	6	33	7	0	0	50	6.9	
5 More than 3 months but within 12 months	9	4	17	4	0	0	28	3.9	
6 More than 12 months ago	19	8	15	3	0	0	36	5.0	
Valid responses =	242	34	455	63	1	0	722	99.3	

Invalid responses include no response.

25B1) The last time you drank alcohol: (only includes students who drank alcohol within the last 3 months)

Did you get drunk?

	Male		Female		Unknown		Total		Pct.
	Freq.	Pct.	Freq.	Pct.	Freq.	Pct.	Freq.		
1 No	88	55	204	60	1	100	304	58.8	
2 Yes	72	45	137	40	0	0	213	41.2	
Valid responses =	160	31	341	66	1	0	517	71.1	

Invalid responses include no response.

25B2) The last time you drank alcohol: (only includes students who drank alcohol within the last 3 months)

Did you intend to get drunk?

	Male		Female		Unknown		Total		Pct.
	Freq.	Pct.	Freq.	Pct.	Freq.	Pct.	Freq.		
1 No	86	53	203	60	1	100	300	57.9	
2 Yes	75	47	138	41	0	0	218	42.1	
Valid responses =	161	31	341	66	1	0	518	71.3	

Invalid responses include no response.



AMERICAN COLLEGE HEALTH ASSOCIATION

American College Health Association-National College Health Assessment (ACHA-NCHA III)
Institutional Data Report - Fall 2020 UNIVERSITY OF IDAHO

American College Health Association
8455 Colesville Road, Suite 740
Silver Spring, MD 20910
(410) 859-1500
www.acha.org

December 1, 2020
FREQUENCY REPORT
Number of Surveys (n) =

727 Web Surveys

**26) One drink of alcohol is defined as a 12 oz. can or bottle of beer or wine cooler, a 4 oz. glass of wine, or a shot of liquor straight or in a mixed drink.
(only includes students who drank alcohol within the last 3 months)**

The last time you drank alcohol in a social setting, how many drinks of alcohol did you have?

	Male		Female		Unknown		Total		Pct.
	Freq.	Pct.	Freq.	Pct.	Freq.	Pct.	Freq.	Pct.	
0 0 Drinks	2	1	9	3	0	0	11	2.1	
1 1 to 2 Drinks	52	32	147	43	0	0	205	39.5	
2 3 to 4 Drinks	38	24	92	27	1	100	135	26.0	
3 5 to 6 Drinks	31	19	61	18	0	0	96	18.5	
4 7 to 8 Drinks	16	10	21	6	0	0	37	7.1	
5 9 to 10 Drinks	9	6	5	2	0	0	14	2.7	
6 11 or More Drinks	13	8	7	2	0	0	21	4.0	
Total	161	31	342	66	1	0	519	71.4	

Invalid responses include no response.

	Mean	Median	Std Dev	Min	Max
Male	4.80	4.00	3.98	0	24
Female	3.36	3.00	2.53	0	15
Overall	3.81	3.00	3.13	0	24

**27) One drink of alcohol is defined as a 12 oz. can or bottle of beer or wine cooler, a 4 oz. glass of wine, or a shot of liquor straight or in a mixed drink.
(only includes students who drank alcohol within the last 3 months)**

The last time you drank alcohol in a social setting, over how many hours did you drink alcohol?

	Male		Female		Unknown		Total		Pct.
	Freq.	Pct.	Freq.	Pct.	Freq.	Pct.	Freq.	Pct.	
0 0 Hours	5	3	11	3	0	0	16	3.1	
1 1 to 2 Hours	55	34	111	33	0	0	172	33.1	
2 3 to 4 Hours	55	34	127	37	1	100	188	36.2	
3 5 to 6 Hours	33	20	75	22	0	0	111	21.4	
4 7 to 8 Hours	8	5	12	4	0	0	21	4.0	
5 9 to 10 Hours	2	1	4	1	0	0	6	1.2	
6 11 or More Hours	4	3	1	0	0	0	5	1.0	
Total	162	31	341	66	1	0	519	71.4	

Invalid responses include no response.

	Mean	Median	Std Dev	Min	Max
Male	3.68	3.00	2.43	0	13
Female	3.40	3.00	1.97	0	12
Overall	3.49	3.00	2.12	0	13

**28) Over the last two weeks, how many times have you had five or more drinks (males) or four or more drinks (females) containing any kind of alcohol at a sitting?
(only includes students who drank alcohol within the last 2 weeks)**

	Male		Female		Unknown		Total		Pct.
	Freq.	Pct.	Freq.	Pct.	Freq.	Pct.	Freq.	Pct.	
1 None	48	37	117	45	1	100	168	41.9	
2 1 time	28	21	62	24	0	0	92	22.9	
3 2 times	25	19	28	11	0	0	55	13.7	
4 3 times	13	10	25	10	0	0	38	9.5	
5 4 times	5	4	19	7	0	0	24	6.0	
6 5 times	6	5	4	2	0	0	10	2.5	
7 6 times	3	2	5	2	0	0	8	2.0	
8 7 times	1	1	0	0	0	0	1	0.2	
9 8 times	1	1	1	0	0	0	2	0.5	
10 9 times	0	0	0	0	0	0	0	0.0	
11 10 or more times	1	1	2	1	0	0	3	0.7	
Total	131	33	263	66	1	0	401	55.2	

Invalid responses include no response.

**29A) Within the last 12 months, have you experienced any of the following when drinking alcohol? (only includes students who drank alcohol within the last 12 months)
Did something I later regretted**

	Male		Female		Unknown		Total		Pct.
	Freq.	Pct.	Freq.	Pct.	Freq.	Pct.	Freq.	Pct.	
1 No	133	78	262	73	1	100	409	74.8	
2 Yes	38	22	96	27	0	0	138	25.2	
Valid responses =	171	31	358	65	1	0	547	75.2	

Invalid responses include no response.



AMERICAN COLLEGE HEALTH ASSOCIATION

American College Health Association-National College Health Assessment (ACHA-NCHA III)
Institutional Data Report - Fall 2020
UNIVERSITY OF IDAHO

American College Health Association
8455 Colesville Road, Suite 740
Silver Spring, MD 20910
(410) 859-1500
www.acha.org

December 1, 2020
FREQUENCY REPORT
Number of Surveys (n) =

727 Web Surveys

29B) Within the last 12 months, have you experienced any of the following when drinking alcohol? (only includes students who drank alcohol within the last 12 months)
Blackout (forgot where I was or what I did for a large period of time and cannot remember, even when someone reminds me)

	Male		Female		Unknown		Total		Pct.
	Freq.	Pct.	Freq.	Pct.	Freq.	Pct.	Freq.	Pct.	
1 No	139	81	304	85	1	100	460	84.1	
2 Yes	32	19	54	15	0	0	87	15.9	
Valid responses =	171	31	358	65	1	0	547	75.2	

Invalid responses include no response.

29C) Within the last 12 months, have you experienced any of the following when drinking alcohol? (only includes students who drank alcohol within the last 12 months)
Brownout (forgot where I was or what I did for short periods of time, but can remember once someone reminds me)

	Male		Female		Unknown		Total		Pct.
	Freq.	Pct.	Freq.	Pct.	Freq.	Pct.	Freq.	Pct.	
1 No	123	72	244	68	1	100	383	70.0	
2 Yes	48	28	114	32	0	0	164	30.0	
Valid responses =	171	31	358	65	1	0	547	75.2	

Invalid responses include no response.

29D) Within the last 12 months, have you experienced any of the following when drinking alcohol? (only includes students who drank alcohol within the last 12 months)
Got in trouble with the police

	Male		Female		Unknown		Total		Pct.
	Freq.	Pct.	Freq.	Pct.	Freq.	Pct.	Freq.	Pct.	
1 No	166	97	354	99	1	100	537	98.0	
2 Yes	5	3	5	1	0	0	11	2.0	
Valid responses =	171	31	359	66	1	0	548	75.4	

Invalid responses include no response.

29E) Within the last 12 months, have you experienced any of the following when drinking alcohol? (only includes students who drank alcohol within the last 12 months)
Got in trouble with college/university authorities

	Male		Female		Unknown		Total		Pct.
	Freq.	Pct.	Freq.	Pct.	Freq.	Pct.	Freq.	Pct.	
1 No	169	99	357	99	1	100	543	99.1	
2 Yes	2	1	2	1	0	0	5	0.9	
Valid responses =	171	31	359	66	1	0	548	75.4	

Invalid responses include no response.

29F) Within the last 12 months, have you experienced any of the following when drinking alcohol? (only includes students who drank alcohol within the last 12 months)
Someone had sex with me without my consent

	Male		Female		Unknown		Total		Pct.
	Freq.	Pct.	Freq.	Pct.	Freq.	Pct.	Freq.	Pct.	
1 No	170	99	349	98	1	100	535	98.0	
2 Yes	1	1	9	3	0	0	11	2.0	
Valid responses =	171	31	358	66	1	0	546	75.1	

Invalid responses include no response.

29G) Within the last 12 months, have you experienced any of the following when drinking alcohol? (only includes students who drank alcohol within the last 12 months)
Had sex with someone without their consent

	Male		Female		Unknown		Total		Pct.
	Freq.	Pct.	Freq.	Pct.	Freq.	Pct.	Freq.	Pct.	
1 No	171	100	357	100	1	100	546	99.8	
2 Yes	0	0	1	0	0	0	1	0.2	
Valid responses =	171	31	358	65	1	0	547	75.2	

Invalid responses include no response.

29H) Within the last 12 months, have you experienced any of the following when drinking alcohol? (only includes students who drank alcohol within the last 12 months)
Had unprotected sex

	Male		Female		Unknown		Total		Pct.
	Freq.	Pct.	Freq.	Pct.	Freq.	Pct.	Freq.	Pct.	
1 No	142	83	302	84	1	100	461	84.1	
2 Yes	29	17	57	16	0	0	87	15.9	
Valid responses =	171	31	359	66	1	0	548	75.4	

Invalid responses include no response.

29I) Within the last 12 months, have you experienced any of the following when drinking alcohol? (only includes students who drank alcohol within the last 12 months)
Physically injured myself

	Male		Female		Unknown		Total		Pct.
	Freq.	Pct.	Freq.	Pct.	Freq.	Pct.	Freq.	Pct.	
1 No	152	89	322	90	1	100	491	89.9	
2 Yes	18	11	36	10	0	0	55	10.1	
Valid responses =	170	31	358	66	1	0	546	75.1	

Invalid responses include no response.



AMERICAN COLLEGE HEALTH ASSOCIATION

American College Health Association-National College Health Assessment (ACHA-NCHA III)
Institutional Data Report - Fall 2020 UNIVERSITY OF IDAHO

American College Health Association
8455 Colesville Road, Suite 740
Silver Spring, MD 20910
(410) 859-1500
www.acha.org

December 1, 2020
FREQUENCY REPORT
Number of Surveys (n) =

727 Web Surveys

29J) Within the last 12 months, have you experienced any of the following when drinking alcohol? (only includes students who drank alcohol within the last 12 months)
Physically injured another person

	Male		Female		Unknown		Total	
	Freq.	Pct.	Freq.	Pct.	Freq.	Pct.	Freq.	Pct.
1 No	168	98	358	100	1	100	543	99.1
2 Yes	3	2	1	0	0	0	5	0.9
Valid responses =	171	31	359	66	1	0	548	75.4

Invalid responses include no response.

29K) Within the last 12 months, have you experienced any of the following when drinking alcohol? (only includes students who drank alcohol within the last 12 months)
Seriously considered suicide

	Male		Female		Unknown		Total	
	Freq.	Pct.	Freq.	Pct.	Freq.	Pct.	Freq.	Pct.
1 No	165	97	343	96	1	100	523	95.8
2 Yes	6	4	14	4	0	0	23	4.2
Valid responses =	171	31	357	65	1	0	546	75.1

Invalid responses include no response.

29L) Within the last 12 months, have you experienced any of the following when drinking alcohol? (only includes students who drank alcohol within the last 12 months)
Needed medical help

	Male		Female		Unknown		Total	
	Freq.	Pct.	Freq.	Pct.	Freq.	Pct.	Freq.	Pct.
1 No	169	99	355	99	1	100	541	99.1
2 Yes	2	1	2	1	0	0	5	0.9
Valid responses =	171	31	357	65	1	0	546	75.1

Invalid responses include no response.

30A) Within the last 30 days, did you drive after drinking any alcohol at all? (only includes students who drank alcohol within the last 30 days AND drove a car within the last 30 days)

	Male		Female		Unknown		Total	
	Freq.	Pct.	Freq.	Pct.	Freq.	Pct.	Freq.	Pct.
1 No	120	88	239	87	1	100	367	86.2
2 Yes	17	12	37	13	0	0	59	13.8
Valid responses =	137	32	276	65	1	0	426	58.6

Invalid responses include no response.

30B) Within the last 12 months, to what extent did your alcohol use affect your academic performance? (only includes students who drank alcohol within the last 12 months)

	Male		Female		Unknown		Total	
	Freq.	Pct.	Freq.	Pct.	Freq.	Pct.	Freq.	Pct.
1 Alcohol use did not affect academic performance	164	96	350	98	1	100	530	96.9
2 Alcohol use negatively impacted performance in class	7	4	8	2	0	0	17	3.1
3 Alcohol use delayed progress towards degree	0	0	0	0	0	0	0	0.0
Valid responses =	171	31	358	65	1	0	547	75.2

Invalid responses include no response.

31A) Within the last 30 days, did you drive within 6 hours of using cannabis/marijuana? (only includes students who used cannabis within the last 30 days AND drove a car within the last 30 days)

	Male		Female		Unknown		Total	
	Freq.	Pct.	Freq.	Pct.	Freq.	Pct.	Freq.	Pct.
1 No	36	66	83	75	0	0	123	71.1
2 Yes	19	35	28	25	0	0	50	28.9
Valid responses =	55	32	111	64	0	0	173	23.8

Invalid responses include no response.

31B) Within the last 12 months, to what extent did your cannabis/marijuana use affect your academic performance? (only includes students who used cannabis within the last 12 months)

	Male		Female		Unknown		Total	
	Freq.	Pct.	Freq.	Pct.	Freq.	Pct.	Freq.	Pct.
1 Marijuana use did not affect academic performance	84	97	183	97	0	0	279	96.9
2 Marijuana use negatively impacted performance in class	3	3	6	3	0	0	9	3.1
3 Marijuana use delayed progress towards degree	0	0	0	0	0	0	0	0.0
Valid responses =	87	30	189	66	0	0	288	39.6

Invalid responses include no response.

32) Do you identify as a person in recovery from alcohol or other drug use?

	Male		Female		Unknown		Total	
	Freq.	Pct.	Freq.	Pct.	Freq.	Pct.	Freq.	Pct.
1 No	187	98	368	99	2	100	573	98.1
2 Yes	3	2	5	1	0	0	11	1.9
Valid responses =	190	33	373	64	2	0	584	80.3

Invalid responses include no response.



AMERICAN COLLEGE HEALTH ASSOCIATION

American College Health Association-National College Health Assessment (ACHA-NCHA III)
Institutional Data Report - Fall 2020 UNIVERSITY OF IDAHO

American College Health Association
8455 Colesville Road, Suite 740
Silver Spring, MD 20910
(410) 859-1500
www.acha.org

December 1, 2020
FREQUENCY REPORT
Number of Surveys (n) =

727 Web Surveys

The following text was displayed to students before this section:

As you answer questions in this section, please include only sexual experiences for which you gave consent and exclude any sexual contact for which you did not consent.

33A) When, if ever, was the last time you had: Oral sex (oral/genital contact)?

	Male		Female		Unknown		Total		Pct.
	Freq.	Pct.	Freq.	Pct.	Freq.	Pct.	Freq.	Pct.	
1 Never	76	31	141	31	0	0	223	31.0	
2 Within the last 2 weeks	73	30	152	34	0	0	229	31.8	
3 More than 2 weeks but within 30 days	15	6	47	10	0	0	65	9.0	
4 More than 30 days but within 3 months	20	8	32	7	0	0	54	7.5	
5 More than 3 months but within 12 months	33	14	39	9	0	0	75	10.4	
6 More than 12 months ago	25	10	42	9	1	100	74	10.3	
Valid responses =	242	34	453	63	1	0	720	99.0	

Invalid responses include no response.

33B) When, if ever, was the last time you had: Vaginal intercourse (penis in vagina)?

	Male		Female		Unknown		Total		Pct.
	Freq.	Pct.	Freq.	Pct.	Freq.	Pct.	Freq.	Pct.	
1 Never	87	36	150	33	0	0	245	34.0	
2 Within the last 2 weeks	82	34	183	40	1	100	272	37.8	
3 More than 2 weeks but within 30 days	10	4	38	8	0	0	50	6.9	
4 More than 30 days but within 3 months	12	5	26	6	0	0	41	5.7	
5 More than 3 months but within 12 months	25	10	28	6	0	0	57	7.9	
6 More than 12 months ago	26	11	28	6	0	0	55	7.6	
Valid responses =	242	34	453	63	1	0	720	99.0	

Invalid responses include no response.

33C) When, if ever, was the last time you had: Anal intercourse (penis in anus)?

	Male		Female		Unknown		Total		Pct.
	Freq.	Pct.	Freq.	Pct.	Freq.	Pct.	Freq.	Pct.	
1 Never	183	77	344	76	1	100	542	75.8	
2 Within the last 2 weeks	13	5	8	2	0	0	21	2.9	
3 More than 2 weeks but within 30 days	1	0	4	1	0	0	7	1.0	
4 More than 30 days but within 3 months	9	4	13	3	0	0	22	3.1	
5 More than 3 months but within 12 months	10	4	27	6	0	0	38	5.3	
6 More than 12 months ago	23	10	55	12	0	0	85	11.9	
Valid responses =	239	33	451	63	1	0	715	98.3	

Invalid responses include no response.

34) Within the last 12 months, with how many partners have you had oral sex, vaginal intercourse, or anal intercourse? (only includes students that have had oral sex or vaginal/anal intercourse in the last 12 months)

	Male		Female		Unknown		Total		Pct.
	Freq.	Pct.	Freq.	Pct.	Freq.	Pct.	Freq.	Pct.	
0 0 Partners	0	0	0	0	0	0	0	0.0	
1 1 Partner	102	70	201	69	1	100	313	68.9	
2 2 Partners	13	9	35	12	0	0	49	10.8	
3 3 Partners	8	6	26	9	0	0	38	8.4	
4 4 Partners	4	3	8	3	0	0	13	2.9	
5 5 Partners	9	6	6	2	0	0	16	3.5	
6 6 Partners	3	2	3	1	0	0	6	1.3	
7 7 Partners	1	1	2	1	0	0	3	0.7	
8 8 to 10 Partners	3	2	5	2	0	0	8	1.8	
9 11 or More Partners	3	2	5	2	0	0	8	1.8	
Valid responses =	146	32	291	64	1	0	454	62.4	

Invalid responses include no response.

	Mean	Median	Std Dev	Min	Max
Male	2.45	1.00	4.82	1	44
Female	1.94	1.00	2.31	1	19
Overall	2.10	1.00	3.31	1	44

35A) Within the last 12 months, did you have sexual partner(s) who were: (only includes students with 1 or more sexual partners in the last 12 months) Women or females

	Male		Female		Unknown		Total		Pct.
	Freq.	Pct.	Freq.	Pct.	Freq.	Pct.	Freq.	Pct.	
1 No	10	7	265	93	0	0	284	63.3	
2 Yes	136	93	21	7	1	100	165	36.7	
Valid responses =	146	33	286	64	1	0	449	61.8	

Invalid responses include no response.



AMERICAN COLLEGE HEALTH ASSOCIATION

American College Health Association-National College Health Assessment (ACHA-NCHA III)
Institutional Data Report - Fall 2020
UNIVERSITY OF IDAHO

American College Health Association
8455 Colesville Road, Suite 740
Silver Spring, MD 20910
(410) 859-1500
www.acha.org

December 1, 2020
FREQUENCY REPORT
Number of Surveys (n) =

727 Web Surveys

35B) Within the last 12 months, did you have sexual partner(s) who were: (only includes students with 1 or more sexual partners in the last 12 months)

Men or males

	Male		Female		Unknown		Total	
	Freq.	Pct.	Freq.	Pct.	Freq.	Pct.	Freq.	Pct.
1 No	133	94	9	3	1	100	148	33.2
2 Yes	8	6	280	97	0	0	298	66.8
Valid responses =	141	32	289	65	1	0	446	61.3

Invalid responses include no response.

35C) Within the last 12 months, did you have sexual partner(s) who were: (only includes students with 1 or more sexual partners in the last 12 months)

Trans women

	Male		Female		Unknown		Total	
	Freq.	Pct.	Freq.	Pct.	Freq.	Pct.	Freq.	Pct.
1 No	139	99	284	99	1	100	436	98.6
2 Yes	2	1	2	1	0	0	6	1.4
Valid responses =	141	32	286	65	1	0	442	60.8

Invalid responses include no response.

35D) Within the last 12 months, did you have sexual partner(s) who were: (only includes students with 1 or more sexual partners in the last 12 months)

Trans men

	Male		Female		Unknown		Total	
	Freq.	Pct.	Freq.	Pct.	Freq.	Pct.	Freq.	Pct.
1 No	140	99	285	99	1	100	439	99.1
2 Yes	1	1	2	1	0	0	4	0.9
Valid responses =	141	32	287	65	1	0	443	60.9

Invalid responses include no response.

35E) Within the last 12 months, did you have sexual partner(s) who were: (only includes students with 1 or more sexual partners in the last 12 months)

Genderqueer

	Male		Female		Unknown		Total	
	Freq.	Pct.	Freq.	Pct.	Freq.	Pct.	Freq.	Pct.
1 No	138	98	283	99	1	100	434	98.4
2 Yes	3	2	2	1	0	0	7	1.6
Valid responses =	141	32	285	65	1	0	441	60.7

Invalid responses include no response.

35F) Within the last 12 months, did you have sexual partner(s) who were: (only includes students with 1 or more sexual partners in the last 12 months)

Person(s) with another identity

	Male		Female		Unknown		Total	
	Freq.	Pct.	Freq.	Pct.	Freq.	Pct.	Freq.	Pct.
1 No	140	99	283	100	1	100	438	99.3
2 Yes	1	1	1	0	0	0	3	0.7
Valid responses =	141	32	284	64	1	0	441	60.7

Invalid responses include no response.

36A) Within the last 30 days, how often did you or your partner(s) use a condom or other protective barrier (for example: male condom, female condom, dam, or glove) during:

(only includes students that have had oral sex within the last 30 days)

Oral sex (oral/genital contact)?

	Male		Female		Unknown		Total	
	Freq.	Pct.	Freq.	Pct.	Freq.	Pct.	Freq.	Pct.
1 Never	80	91	177	89	0	0	262	89.4
2 Rarely	3	3	5	3	0	0	8	2.7
3 Sometimes	2	2	5	3	0	0	7	2.4
4 Most of the time	0	0	1	1	0	0	2	0.7
5 Always	3	3	10	5	0	0	14	4.8
Valid responses =	88	30	198	68	0	0	293	40.3

Invalid responses include no response.

36B) Within the last 30 days, how often did you or your partner(s) use a condom or other protective barrier (for example: male condom, female condom, dam, or glove) during:

(only includes students that have had vaginal intercourse within the last 30 days)

Vaginal intercourse (penis in vagina)?

	Male		Female		Unknown		Total	
	Freq.	Pct.	Freq.	Pct.	Freq.	Pct.	Freq.	Pct.
1 Never	37	40	98	45	1	100	139	43.6
2 Rarely	12	13	19	9	0	0	31	9.7
3 Sometimes	11	12	31	14	0	0	43	13.5
4 Most of the time	15	16	22	10	0	0	38	11.9
5 Always	17	19	48	22	0	0	68	21.3
Valid responses =	92	29	218	68	1	0	319	43.9

Invalid responses include no response.



AMERICAN COLLEGE HEALTH ASSOCIATION

American College Health Association-National College Health Assessment (ACHA-NCHA III)
Institutional Data Report - Fall 2020 UNIVERSITY OF IDAHO

American College Health Association
8455 Colesville Road, Suite 740
Silver Spring, MD 20910
(410) 859-1500
www.acha.org

December 1, 2020
FREQUENCY REPORT
Number of Surveys (n) =

727 Web Surveys

36C) Within the last 30 days, how often did you or your partner(s) use a condom or other protective barrier (for example: male condom, female condom, dam, or glove) during:
(only includes students that have had anal intercourse within the last 30 days)

Anal intercourse (penis in anus)?

	Male		Female		Unknown		Total	
	Freq.	Pct.	Freq.	Pct.	Freq.	Pct.	Freq.	Pct.
1 Never	7	50	9	82	0	0	17	63.0
2 Rarely	2	14	1	9	0	0	3	11.1
3 Sometimes	2	14	0	0	0	0	2	7.4
4 Most of the time	2	14	0	0	0	0	3	11.1
5 Always	1	7	1	9	0	0	2	7.4
Valid responses =	14	52	11	41	0	0	27	3.7

Invalid responses include no response.

37) Did you or your partner use any method to prevent pregnancy the last time you had vaginal intercourse (penis in vagina)?

(only includes students that have had vaginal intercourse within the last 12 months)

	Male		Female		Unknown		Total	
	Freq.	Pct.	Freq.	Pct.	Freq.	Pct.	Freq.	Pct.
1 Yes	107	84	251	92	1	100	371	88.8
2 No, not want prevent pregnancy	6	5	5	2	0	0	12	2.9
3 No, did not use any method	13	10	18	7	0	0	33	7.9
4 Don't know	2	2	0	0	0	0	2	0.5
Valid responses =	128	31	274	66	1	0	418	57.5

Invalid responses include no response.

38A) Please indicate which of the following method(s) you or your partner used to prevent pregnancy the last time you had vaginal intercourse. (Please select ALL that apply)

(only includes students who used a method of pregnancy prevention the last time they had vaginal intercourse)

Birth control pills (monthly or extended cycle)

	Male		Female		Unknown		Total	
	Freq.	Pct.	Freq.	Pct.	Freq.	Pct.	Freq.	Pct.
0 Not selected	60	56	150	60	1	100	215	58.0
1 Selected	47	44	101	40	0	0	156	42.0
Valid responses =	107	29	251	68	1	0	371	51.0

Invalid responses include no response.

38B) Please indicate which of the following method(s) you or your partner used to prevent pregnancy the last time you had vaginal intercourse. (Please select ALL that apply)

(only includes students who used a method of pregnancy prevention the last time they had vaginal intercourse)

Birth control shots

	Male		Female		Unknown		Total	
	Freq.	Pct.	Freq.	Pct.	Freq.	Pct.	Freq.	Pct.
0 Not selected	101	94	245	98	1	100	359	96.8
1 Selected	6	6	6	2	0	0	12	3.2
Valid responses =	107	29	251	68	1	0	371	51.0

Invalid responses include no response.

38C) Please indicate which of the following method(s) you or your partner used to prevent pregnancy the last time you had vaginal intercourse. (Please select ALL that apply)

(only includes students who used a method of pregnancy prevention the last time they had vaginal intercourse)

Birth control implants

	Male		Female		Unknown		Total	
	Freq.	Pct.	Freq.	Pct.	Freq.	Pct.	Freq.	Pct.
0 Not selected	89	83	208	83	1	100	306	82.5
1 Selected	18	17	43	17	0	0	65	17.5
Valid responses =	107	29	251	68	1	0	371	51.0

Invalid responses include no response.

38D) Please indicate which of the following method(s) you or your partner used to prevent pregnancy the last time you had vaginal intercourse. (Please select ALL that apply)

(only includes students who used a method of pregnancy prevention the last time they had vaginal intercourse)

Birth control patch

	Male		Female		Unknown		Total	
	Freq.	Pct.	Freq.	Pct.	Freq.	Pct.	Freq.	Pct.
0 Not selected	107	100	250	100	1	100	370	99.7
1 Selected	0	0	1	0	0	0	1	0.3
Valid responses =	107	29	251	68	1	0	371	51.0

Invalid responses include no response.

38E) Please indicate which of the following method(s) you or your partner used to prevent pregnancy the last time you had vaginal intercourse. (Please select ALL that apply)

(only includes students who used a method of pregnancy prevention the last time they had vaginal intercourse)

The ring

	Male		Female		Unknown		Total	
	Freq.	Pct.	Freq.	Pct.	Freq.	Pct.	Freq.	Pct.
0 Not selected	107	100	245	98	1	100	365	98.4
1 Selected	0	0	6	2	0	0	6	1.6
Valid responses =	107	29	251	68	1	0	371	51.0

Invalid responses include no response.



AMERICAN COLLEGE HEALTH ASSOCIATION

American College Health Association-National College Health Assessment (ACHA-NCHA III)
Institutional Data Report - Fall 2020

American College Health Association
8455 Colesville Road, Suite 740
Silver Spring, MD 20910
(410) 859-1500
www.acha.org

UNIVERSITY OF IDAHO
December 1, 2020
FREQUENCY REPORT
Number of Surveys (n) =

727 Web Surveys

38F) Please indicate which of the following method(s) you or your partner used to prevent pregnancy the last time you had vaginal intercourse. (Please select ALL that apply)
(only includes students who used a method of pregnancy prevention the last time they had vaginal intercourse)
Emergency contraception ("morning after pill" or "Plan B")

	Male		Female		Unknown		Total		Pct.
	Freq.	Pct.	Freq.	Pct.	Freq.	Pct.	Freq.	Pct.	
0 Not selected	104	97	240	96	1	100	357	96.2	
1 Selected	3	3	11	4	0	0	14	3.8	
Valid responses =	107	29	251	68	1	0	371	51.0	

Invalid responses include no response.

38G) Please indicate which of the following method(s) you or your partner used to prevent pregnancy the last time you had vaginal intercourse. (Please select ALL that apply)
(only includes students who used a method of pregnancy prevention the last time they had vaginal intercourse)
Intrauterine device (IUD)

	Male		Female		Unknown		Total		Pct.
	Freq.	Pct.	Freq.	Pct.	Freq.	Pct.	Freq.	Pct.	
0 Not selected	86	80	199	79	0	0	297	80.1	
1 Selected	21	20	52	21	1	100	74	19.9	
Valid responses =	107	29	251	68	1	0	371	51.0	

Invalid responses include no response.

38H) Please indicate which of the following method(s) you or your partner used to prevent pregnancy the last time you had vaginal intercourse. (Please select ALL that apply)
(only includes students who used a method of pregnancy prevention the last time they had vaginal intercourse)
Male (external) condom

	Male		Female		Unknown		Total		Pct.
	Freq.	Pct.	Freq.	Pct.	Freq.	Pct.	Freq.	Pct.	
0 Not selected	60	56	143	57	1	100	208	56.1	
1 Selected	47	44	108	43	0	0	163	43.9	
Valid responses =	107	29	251	68	1	0	371	51.0	

Invalid responses include no response.

38I) Please indicate which of the following method(s) you or your partner used to prevent pregnancy the last time you had vaginal intercourse. (Please select ALL that apply)
(only includes students who used a method of pregnancy prevention the last time they had vaginal intercourse)
Female (internal) condom

	Male		Female		Unknown		Total		Pct.
	Freq.	Pct.	Freq.	Pct.	Freq.	Pct.	Freq.	Pct.	
0 Not selected	107	100	251	100	1	100	371	100.0	
1 Selected	0	0	0	0	0	0	0	0.0	
Valid responses =	107	29	251	68	1	0	371	51.0	

Invalid responses include no response.

38J) Please indicate which of the following method(s) you or your partner used to prevent pregnancy the last time you had vaginal intercourse. (Please select ALL that apply)
(only includes students who used a method of pregnancy prevention the last time they had vaginal intercourse)
Diaphragm or cervical cap

	Male		Female		Unknown		Total		Pct.
	Freq.	Pct.	Freq.	Pct.	Freq.	Pct.	Freq.	Pct.	
0 Not selected	107	100	251	100	1	100	371	100.0	
1 Selected	0	0	0	0	0	0	0	0.0	
Valid responses =	107	29	251	68	1	0	371	51.0	

Invalid responses include no response.

38K) Please indicate which of the following method(s) you or your partner used to prevent pregnancy the last time you had vaginal intercourse. (Please select ALL that apply)
(only includes students who used a method of pregnancy prevention the last time they had vaginal intercourse)
Contraceptive sponge

	Male		Female		Unknown		Total		Pct.
	Freq.	Pct.	Freq.	Pct.	Freq.	Pct.	Freq.	Pct.	
0 Not selected	107	100	251	100	1	100	371	100.0	
1 Selected	0	0	0	0	0	0	0	0.0	
Valid responses =	107	29	251	68	1	0	371	51.0	

Invalid responses include no response.

38L) Please indicate which of the following method(s) you or your partner used to prevent pregnancy the last time you had vaginal intercourse. (Please select ALL that apply)
(only includes students who used a method of pregnancy prevention the last time they had vaginal intercourse)
Withdrawal

	Male		Female		Unknown		Total		Pct.
	Freq.	Pct.	Freq.	Pct.	Freq.	Pct.	Freq.	Pct.	
0 Not selected	88	82	182	73	1	100	279	75.2	
1 Selected	19	18	69	28	0	0	92	24.8	
Valid responses =	107	29	251	68	1	0	371	51.0	

Invalid responses include no response.



AMERICAN COLLEGE HEALTH ASSOCIATION

American College Health Association-National College Health Assessment (ACHA-NCHA III)
Institutional Data Report - Fall 2020
 American College Health Association
 8455 Colesville Road, Suite 740
 Silver Spring, MD 20910
 (410) 859-1500
www.acha.org

UNIVERSITY OF IDAHO
 December 1, 2020
 FREQUENCY REPORT
 Number of Surveys (n) = 727 Web Surveys

38M) Please indicate which of the following method(s) you or your partner used to prevent pregnancy the last time you had vaginal intercourse. (Please select ALL that apply)
(only includes students who used a method of pregnancy prevention the last time they had vaginal intercourse)
Fertility awareness (for example: calendar, mucous, and basal body temperature)

	Male		Female		Unknown		Total		Pct.
	Freq.	Pct.	Freq.	Pct.	Freq.	Pct.	Freq.	Pct.	
0 Not selected	105	98	235	94	1	100	352	94.9	
1 Selected	2	2	16	6	0	0	19	5.1	
Valid responses =	107	29	251	68	1	0	371	51.0	

Invalid responses include no response.

38N) Please indicate which of the following method(s) you or your partner used to prevent pregnancy the last time you had vaginal intercourse. (Please select ALL that apply)
(only includes students who used a method of pregnancy prevention the last time they had vaginal intercourse)
Sterilization (for example: hysterectomy, tubes tied, or vasectomy)

	Male		Female		Unknown		Total		Pct.
	Freq.	Pct.	Freq.	Pct.	Freq.	Pct.	Freq.	Pct.	
0 Not selected	107	100	244	97	1	100	364	98.1	
1 Selected	0	0	7	3	0	0	7	1.9	
Valid responses =	107	29	251	68	1	0	371	51.0	

Invalid responses include no response.

38O) Please indicate which of the following method(s) you or your partner used to prevent pregnancy the last time you had vaginal intercourse. (Please select ALL that apply)
(only includes students who used a method of pregnancy prevention the last time they had vaginal intercourse)
Don't know

	Male		Female		Unknown		Total		Pct.
	Freq.	Pct.	Freq.	Pct.	Freq.	Pct.	Freq.	Pct.	
0 Not selected	107	100	251	100	1	100	371	100.0	
1 Selected	0	0	0	0	0	0	0	0.0	
Valid responses =	107	29	251	68	1	0	371	51.0	

Invalid responses include no response.

38P) Please indicate which of the following method(s) you or your partner used to prevent pregnancy the last time you had vaginal intercourse. (Please select ALL that apply)
(only includes students who used a method of pregnancy prevention the last time they had vaginal intercourse)
Other method

	Male		Female		Unknown		Total		Pct.
	Freq.	Pct.	Freq.	Pct.	Freq.	Pct.	Freq.	Pct.	
0 Not selected	104	97	247	98	1	100	364	98.1	
1 Selected	3	3	4	2	0	0	7	1.9	
Valid responses =	107	29	251	68	1	0	371	51.0	

Invalid responses include no response.

39) Within the last 12 months, have you or your partner(s) used emergency contraception ("morning after pill" or "Plan B")?
(only includes students that have had vaginal intercourse within the last 12 months)

	Male		Female		Unknown		Total		Pct.
	Freq.	Pct.	Freq.	Pct.	Freq.	Pct.	Freq.	Pct.	
1 No	107	84	229	83	1	100	349	83.3	
2 Yes	18	14	42	15	0	0	62	14.8	
3 Don't know	1	1	2	1	0	0	3	0.7	
4 Not applicable	2	2	2	1	0	0	5	1.2	
Valid responses =	128	31	275	66	1	0	419	57.6	

Invalid responses include no response.

40) Within the last 12 months, have you or your partner(s) become pregnant? (only includes students that have had vaginal intercourse within the last 12 months)

	Male		Female		Unknown		Total		Pct.
	Freq.	Pct.	Freq.	Pct.	Freq.	Pct.	Freq.	Pct.	
1 No	124	96	272	99	1	100	410	97.6	
2 Yes, unintentionally	1	1	2	1	0	0	5	1.2	
3 Yes, intentionally	3	2	0	0	0	0	3	0.7	
4 Don't know	1	1	1	0	0	0	2	0.5	
Valid responses =	129	31	275	65	1	0	420	57.8	

Invalid responses include no response.

41A) Below are 8 statements with which you may agree or disagree.
Using the scale below, indicate your agreement with each item by indicating that response for each statement.
I lead a purposeful and meaningful life.

	Male		Female		Unknown		Total		Pct.
	Freq.	Pct.	Freq.	Pct.	Freq.	Pct.	Freq.	Pct.	
1 Strongly disagree	5	2	2	0	0	0	9	1.3	
2 Disagree	8	3	16	4	0	0	26	3.6	
3 Slightly disagree	11	5	24	5	0	0	38	5.3	
4 Neither agree nor disagree	25	10	33	7	0	0	61	8.5	
5 Slightly agree	49	20	83	18	0	0	136	18.9	
6 Agree	79	33	187	41	0	0	272	37.8	
7 Strongly agree	63	26	110	24	1	100	178	24.7	
Valid responses =	240	33	455	63	1	0	720	99.0	

Invalid responses include no response.



AMERICAN COLLEGE HEALTH ASSOCIATION

American College Health Association-National College Health Assessment (ACHA-NCHA III)
Institutional Data Report - Fall 2020 UNIVERSITY OF IDAHO

American College Health Association
8455 Colesville Road, Suite 740
Silver Spring, MD 20910
(410) 859-1500
www.acha.org

December 1, 2020
FREQUENCY REPORT
Number of Surveys (n) =

727 Web Surveys

41B) Below are 8 statements with which you may agree or disagree.
Using the scale below, indicate your agreement with each item by indicating that response for each statement.
My social relationships are supportive and rewarding.

	Male		Female		Unknown		Total Freq.	Pct.
	Freq.	Pct.	Freq.	Pct.	Freq.	Pct.		
1 Strongly disagree	3	1	2	0	0	0	6	0.8
2 Disagree	4	2	5	1	0	0	11	1.5
3 Slightly disagree	7	3	17	4	0	0	26	3.6
4 Neither agree nor disagree	27	11	28	6	0	0	57	7.9
5 Slightly agree	46	19	88	19	1	100	140	19.4
6 Agree	99	41	209	46	0	0	318	44.1
7 Strongly agree	55	23	106	23	0	0	163	22.6
Valid responses =	241	33	455	63	1	0	721	99.2

Invalid responses include no response.

41C) Below are 8 statements with which you may agree or disagree.
Using the scale below, indicate your agreement with each item by indicating that response for each statement.
I am engaged and interested in my daily activities.

	Male		Female		Unknown		Total Freq.	Pct.
	Freq.	Pct.	Freq.	Pct.	Freq.	Pct.		
1 Strongly disagree	4	2	6	1	0	0	12	1.7
2 Disagree	9	4	27	6	0	0	40	5.6
3 Slightly disagree	18	8	40	9	0	0	62	8.6
4 Neither agree nor disagree	22	9	35	8	0	0	59	8.2
5 Slightly agree	65	27	126	28	1	100	196	27.3
6 Agree	88	37	145	32	0	0	238	33.1
7 Strongly agree	34	14	76	17	0	0	112	15.6
Valid responses =	240	33	455	63	1	0	719	98.9

Invalid responses include no response.

41D) Below are 8 statements with which you may agree or disagree.
Using the scale below, indicate your agreement with each item by indicating that response for each statement.
I actively contribute to the happiness and well-being of others.

	Male		Female		Unknown		Total Freq.	Pct.
	Freq.	Pct.	Freq.	Pct.	Freq.	Pct.		
1 Strongly disagree	1	0	4	1	0	0	5	0.7
2 Disagree	2	1	2	0	0	0	7	1.0
3 Slightly disagree	10	4	7	2	0	0	19	2.6
4 Neither agree nor disagree	24	10	39	9	0	0	64	8.9
5 Slightly agree	57	24	89	20	1	100	151	20.9
6 Agree	90	37	213	47	0	0	312	43.3
7 Strongly agree	57	24	101	22	0	0	163	22.6
Valid responses =	241	33	455	63	1	0	721	99.2

Invalid responses include no response.

41E) Below are 8 statements with which you may agree or disagree.
Using the scale below, indicate your agreement with each item by indicating that response for each statement.
I am competent and capable in the activities that are important to me.

	Male		Female		Unknown		Total Freq.	Pct.
	Freq.	Pct.	Freq.	Pct.	Freq.	Pct.		
1 Strongly disagree	3	1	4	1	0	0	7	1.0
2 Disagree	1	0	10	2	0	0	14	1.9
3 Slightly disagree	6	3	19	4	0	0	25	3.5
4 Neither agree nor disagree	12	5	17	4	0	0	33	4.6
5 Slightly agree	42	17	78	17	0	0	125	17.3
6 Agree	108	45	213	47	1	100	328	45.5
7 Strongly agree	69	29	114	25	0	0	189	26.2
Valid responses =	241	33	455	63	1	0	721	99.2

Invalid responses include no response.

41F) Below are 8 statements with which you may agree or disagree.
Using the scale below, indicate your agreement with each item by indicating that response for each statement.
I am a good person and live a good life.

	Male		Female		Unknown		Total Freq.	Pct.
	Freq.	Pct.	Freq.	Pct.	Freq.	Pct.		
1 Strongly disagree	5	2	3	1	0	0	9	1.2
2 Disagree	5	2	6	1	0	0	12	1.7
3 Slightly disagree	8	3	8	2	0	0	18	2.5
4 Neither agree nor disagree	14	6	33	7	0	0	51	7.1
5 Slightly agree	37	15	90	20	0	0	131	18.2
6 Agree	102	42	189	42	1	100	299	41.5
7 Strongly agree	70	29	126	28	0	0	201	27.9
Valid responses =	241	33	455	63	1	0	721	99.2

Invalid responses include no response.



AMERICAN COLLEGE HEALTH ASSOCIATION

American College Health Association-National College Health Assessment (ACHA-NCHA III)
Institutional Data Report - Fall 2020 UNIVERSITY OF IDAHO

American College Health Association
8455 Colesville Road, Suite 740
Silver Spring, MD 20910
(410) 859-1500
www.acha.org

December 1, 2020
FREQUENCY REPORT
Number of Surveys (n) =

727 Web Surveys

41G) Below are 8 statements with which you may agree or disagree.

Using the scale below, indicate your agreement with each item by indicating that response for each statement.
I am optimistic about my future.

	Male		Female		Unknown		Total	Pct.
	Freq.	Pct.	Freq.	Pct.	Freq.	Pct.		
1 Strongly disagree	9	4	6	1	0	0	17	2.4
2 Disagree	6	3	19	4	0	0	30	4.2
3 Slightly disagree	12	5	28	6	0	0	43	6.0
4 Neither agree nor disagree	22	9	38	8	0	0	62	8.6
5 Slightly agree	48	20	81	18	0	0	134	18.6
6 Agree	76	32	173	38	0	0	252	35.0
7 Strongly agree	68	28	110	24	1	100	183	25.4
Valid responses =	241	33	455	63	1	0	721	99.2

Invalid responses include no response.

41H) Below are 8 statements with which you may agree or disagree.

Using the scale below, indicate your agreement with each item by indicating that response for each statement.
People respect me.

	Male		Female		Unknown		Total	Pct.
	Freq.	Pct.	Freq.	Pct.	Freq.	Pct.		
1 Strongly disagree	4	2	4	1	0	0	8	1.1
2 Disagree	1	0	10	2	0	0	12	1.7
3 Slightly disagree	6	3	16	4	0	0	25	3.5
4 Neither agree nor disagree	36	15	48	11	0	0	88	12.2
5 Slightly agree	44	18	89	20	0	0	139	19.3
6 Agree	98	41	202	44	1	100	308	42.7
7 Strongly agree	52	22	86	19	0	0	141	19.6
Valid responses =	241	33	455	63	1	0	721	99.2

Invalid responses include no response.

42A) Please indicate how much you agree with the following statements as they apply to you over the last month

If a particular situation has not occurred recently, answer according to how you think you would have felt.

I am able to adapt when changes occur.

	Male		Female		Unknown		Total	Pct.
	Freq.	Pct.	Freq.	Pct.	Freq.	Pct.		
0 Not at all true	1	0	3	1	0	0	4	0.6
1 Rarely true	4	2	7	2	0	0	13	1.8
2 Sometimes true	41	17	88	19	0	0	134	18.6
3 Often true	131	54	263	58	0	0	404	56.2
4 True nearly all the time	64	27	92	20	1	100	164	22.8
Valid responses =	241	34	453	63	1	0	719	98.9

Invalid responses include no response.

42B) Please indicate how much you agree with the following statements as they apply to you over the last month

If a particular situation has not occurred recently, answer according to how you think you would have felt.

I tend to bounce back after illness, injury, or other hardships.

	Male		Female		Unknown		Total	Pct.
	Freq.	Pct.	Freq.	Pct.	Freq.	Pct.		
0 Not at all true	1	0	2	0	0	0	3	0.4
1 Rarely true	6	3	15	3	0	0	23	3.2
2 Sometimes true	31	13	92	20	0	0	128	17.8
3 Often true	115	48	243	54	0	0	370	51.5
4 True nearly all the time	88	37	101	22	1	100	195	27.1
Valid responses =	241	34	453	63	1	0	719	98.9

Invalid responses include no response.

43) If in the future you were having a personal problem that was really bothering you, would you consider seeking help from a mental health professional?

	Male		Female		Unknown		Total	Pct.
	Freq.	Pct.	Freq.	Pct.	Freq.	Pct.		
1 No	84	35	83	18	1	100	173	24.1
2 Yes	156	65	371	82	0	0	546	75.9
Valid responses =	240	33	454	63	1	0	719	98.9

Invalid responses include no response.

44A) The next 6 questions ask about how you have been feeling during the past 30 days.

For each question, please select the response that best describes how often you had this feeling.

During the past 30 days, about how often did you feel nervous?

	Male		Female		Unknown		Total	Pct.
	Freq.	Pct.	Freq.	Pct.	Freq.	Pct.		
0 None of the time	19	8	10	2	1	100	30	4.2
1 A little of the time	76	31	80	18	0	0	159	22.0
2 Some of the time	82	34	182	40	0	0	272	37.7
3 Most of the time	50	21	123	27	0	0	180	24.9
4 All of the time	15	6	60	13	0	0	81	11.2
Valid responses =	242	34	455	63	1	0	722	99.3

Invalid responses include no response.



AMERICAN COLLEGE HEALTH ASSOCIATION

American College Health Association-National College Health Assessment (ACHA-NCHA III)
Institutional Data Report - Fall 2020 UNIVERSITY OF IDAHO

American College Health Association
8455 Colesville Road, Suite 740
Silver Spring, MD 20910
(410) 859-1500
www.acha.org

December 1, 2020
FREQUENCY REPORT
Number of Surveys (n) =

727 Web Surveys

44B) The next 6 questions ask about how you have been feeling during the past 30 days.
For each question, please select the response that best describes how often you had this feeling.
During the past 30 days, about how often did you feel hopeless?

	Male		Female		Unknown		Total Freq.	Pct.	
	Freq.	Pct.	Freq.	Pct.	Freq.	Pct.			
0 None of the time	85	35	111	24	1	100	199	27.6	
1 A little of the time	67	28	133	29	0	0	207	28.8	
2 Some of the time	66	27	134	30	0	0	207	28.8	
3 Most of the time	17	7	56	12	0	0	79	11.0	
4 All of the time	6	3	20	4	0	0	28	3.9	
Valid responses =	241	33	454	63	1	0	720	99.0	

Invalid responses include no response.

44C) The next 6 questions ask about how you have been feeling during the past 30 days.
For each question, please select the response that best describes how often you had this feeling.
During the past 30 days, about how often did you feel restless or fidgety?

	Male		Female		Unknown		Total Freq.	Pct.	
	Freq.	Pct.	Freq.	Pct.	Freq.	Pct.			
0 None of the time	34	14	48	11	0	0	82	11.4	
1 A little of the time	63	26	105	23	0	0	170	23.6	
2 Some of the time	87	36	146	32	1	100	243	33.7	
3 Most of the time	43	18	117	26	0	0	168	23.3	
4 All of the time	15	6	38	8	0	0	58	8.0	
Valid responses =	242	34	454	63	1	0	721	99.2	

Invalid responses include no response.

44D) The next 6 questions ask about how you have been feeling during the past 30 days.
For each question, please select the response that best describes how often you had this feeling.
During the past 30 days, about how often did you feel so sad nothing could cheer you up?

	Male		Female		Unknown		Total Freq.	Pct.	
	Freq.	Pct.	Freq.	Pct.	Freq.	Pct.			
0 None of the time	104	43	141	31	1	100	250	34.6	
1 A little of the time	76	31	150	33	0	0	234	32.4	
2 Some of the time	38	16	103	23	0	0	148	20.5	
3 Most of the time	21	9	48	11	0	0	72	10.0	
4 All of the time	3	1	13	3	0	0	18	2.5	
Valid responses =	242	34	455	63	1	0	722	99.3	

Invalid responses include no response.

44E) The next 6 questions ask about how you have been feeling during the past 30 days.
For each question, please select the response that best describes how often you had this feeling.
During the past 30 days, about how often did you feel that everything was an effort?

	Male		Female		Unknown		Total Freq.	Pct.	
	Freq.	Pct.	Freq.	Pct.	Freq.	Pct.			
0 None of the time	61	25	81	18	0	0	143	19.8	
1 A little of the time	76	31	109	24	0	0	187	25.9	
2 Some of the time	58	24	131	29	0	0	194	26.9	
3 Most of the time	37	15	98	22	1	100	147	20.4	
4 All of the time	10	4	36	8	0	0	51	7.1	
Valid responses =	242	34	455	63	1	0	722	99.3	

Invalid responses include no response.

44F) The next 6 questions ask about how you have been feeling during the past 30 days.
For each question, please select the response that best describes how often you had this feeling.
During the past 30 days, about how often did you feel worthless?

	Male		Female		Unknown		Total Freq.	Pct.	
	Freq.	Pct.	Freq.	Pct.	Freq.	Pct.			
0 None of the time	136	56	201	44	1	100	342	47.4	
1 A little of the time	43	18	109	24	0	0	157	21.8	
2 Some of the time	34	14	81	18	0	0	124	17.2	
3 Most of the time	19	8	47	10	0	0	70	9.7	
4 All of the time	10	4	16	4	0	0	28	3.9	
Valid responses =	242	34	454	63	1	0	721	99.2	

Invalid responses include no response.

45A) Indicate how often each of the statements below is descriptive of you.
How often do you feel that you lack companionship?

	Male		Female		Unknown		Total Freq.	Pct.	
	Freq.	Pct.	Freq.	Pct.	Freq.	Pct.			
1 Hardly ever	98	41	151	33	0	0	252	35.0	
2 Some of the time	87	36	220	49	1	100	320	44.5	
3 Often	56	23	82	18	0	0	147	20.4	
Valid responses =	241	34	453	63	1	0	719	98.9	

Invalid responses include no response.



AMERICAN COLLEGE HEALTH ASSOCIATION

American College Health Association-National College Health Assessment (ACHA-NCHA III)
Institutional Data Report - Fall 2020
 American College Health Association
 8455 Colesville Road, Suite 740
 Silver Spring, MD 20910
 (410) 859-1500
www.acha.org

UNIVERSITY OF IDAHO
 December 1, 2020
 FREQUENCY REPORT
 Number of Surveys (n) = 727 Web Surveys

45B) Indicate how often each of the statements below is descriptive of you.
How often do you feel left out?

	Male		Female		Unknown		Total Freq.	Pct.	
	Freq.	Pct.	Freq.	Pct.	Freq.	Pct.			
1 Hardly ever	95	39	126	28	0	0	226	31.4	
2 Some of the time	121	50	236	52	1	100	369	51.3	
3 Often	25	10	92	20	0	0	125	17.4	
Valid responses =	241	33	454	63	1	0	720	99.0	

Invalid responses include no response.

45C) Indicate how often each of the statements below is descriptive of you.
How often do you feel isolated from others?

	Male		Female		Unknown		Total Freq.	Pct.	
	Freq.	Pct.	Freq.	Pct.	Freq.	Pct.			
1 Hardly ever	83	35	115	25	0	0	200	27.9	
2 Some of the time	107	45	218	48	1	100	336	46.8	
3 Often	49	21	121	27	0	0	182	25.3	
Valid responses =	239	33	454	63	1	0	718	98.8	

Invalid responses include no response.

46) Within the last 12 months, how often have you intentionally cut, burned, bruised, or otherwise injured yourself?

	Male		Female		Unknown		Total Freq.	Pct.	
	Freq.	Pct.	Freq.	Pct.	Freq.	Pct.			
1 Never	211	87	393	87	1	100	618	85.7	
2 Once or twice	29	12	47	10	0	0	83	11.5	
3 Monthly	1	0	8	2	0	0	10	1.4	
4 Weekly	1	0	6	1	0	0	9	1.2	
5 Daily or almost daily	0	0	0	0	0	0	1	0.1	
Valid responses =	242	34	454	63	1	0	721	99.2	

Invalid responses include no response.

47A1) Within the last 12 months, have you had problems or challenges with any the following?

Academics

	Male		Female		Unknown		Total Freq.	Pct.	
	Freq.	Pct.	Freq.	Pct.	Freq.	Pct.			
1 No	121	50	199	44	0	0	325	45.1	
2 Yes	120	50	255	56	1	100	395	54.9	
Valid responses =	241	33	454	63	1	0	720	99.0	

Invalid responses include no response.

47A2) Within the last 12 months, have you had problems or challenges with any the following?

Career

	Male		Female		Unknown		Total Freq.	Pct.	
	Freq.	Pct.	Freq.	Pct.	Freq.	Pct.			
1 No	167	70	296	65	1	100	472	65.6	
2 Yes	73	30	158	35	0	0	247	34.4	
Valid responses =	240	33	454	63	1	0	719	98.9	

Invalid responses include no response.

47A3) Within the last 12 months, have you had problems or challenges with any the following?

Finances

	Male		Female		Unknown		Total Freq.	Pct.	
	Freq.	Pct.	Freq.	Pct.	Freq.	Pct.			
1 No	139	57	210	46	1	100	354	49.0	
2 Yes	103	43	245	54	0	0	368	51.0	
Valid responses =	242	34	455	63	1	0	722	99.3	

Invalid responses include no response.

47A4) Within the last 12 months, have you had problems or challenges with any the following?

Procrastination

	Male		Female		Unknown		Total Freq.	Pct.	
	Freq.	Pct.	Freq.	Pct.	Freq.	Pct.			
1 No	56	23	81	18	0	0	137	19.1	
2 Yes	183	77	372	82	1	100	580	80.9	
Valid responses =	239	33	453	63	1	0	717	98.6	

Invalid responses include no response.

47A5) Within the last 12 months, have you had problems or challenges with any the following?

Faculty

	Male		Female		Unknown		Total Freq.	Pct.	
	Freq.	Pct.	Freq.	Pct.	Freq.	Pct.			
1 No	211	88	379	84	1	100	607	84.3	
2 Yes	30	12	75	17	0	0	113	15.7	
Valid responses =	241	33	454	63	1	0	720	99.0	

Invalid responses include no response.



AMERICAN COLLEGE HEALTH ASSOCIATION

American College Health Association-National College Health Assessment (ACHA-NCHA III)
Institutional Data Report - Fall 2020
 American College Health Association
 8455 Colesville Road, Suite 740
 Silver Spring, MD 20910
 (410) 859-1500
www.acha.org

UNIVERSITY OF IDAHO
 December 1, 2020
 FREQUENCY REPORT
 Number of Surveys (n) = 727 Web Surveys

47A6) Within the last 12 months, have you had problems or challenges with any the following?

Family

	Male		Female		Unknown		Total Freq.	Pct.
	Freq.	Pct.	Freq.	Pct.	Freq.	Pct.		
1 No	172	72	265	58	1	100	448	62.3
2 Yes	68	28	189	42	0	0	271	37.7
Valid responses =	240	33	454	63	1	0	719	98.9

Invalid responses include no response.

47A7) Within the last 12 months, have you had problems or challenges with any the following?

Intimate relationships

	Male		Female		Unknown		Total Freq.	Pct.
	Freq.	Pct.	Freq.	Pct.	Freq.	Pct.		
1 No	147	61	275	61	1	100	434	60.4
2 Yes	93	39	179	39	0	0	285	39.6
Valid responses =	240	33	454	63	1	0	719	98.9

Invalid responses include no response.

47A8) Within the last 12 months, have you had problems or challenges with any the following?

Roommate/housemate

	Male		Female		Unknown		Total Freq.	Pct.
	Freq.	Pct.	Freq.	Pct.	Freq.	Pct.		
1 No	197	82	285	63	1	100	495	68.7
2 Yes	44	18	170	37	0	0	226	31.3
Valid responses =	241	33	455	63	1	0	721	99.2

Invalid responses include no response.

47A9) Within the last 12 months, have you had problems or challenges with any the following?

Peers

	Male		Female		Unknown		Total Freq.	Pct.
	Freq.	Pct.	Freq.	Pct.	Freq.	Pct.		
1 No	194	81	334	74	1	100	542	75.5
2 Yes	45	19	120	26	0	0	176	24.5
Valid responses =	239	33	454	63	1	0	718	98.8

Invalid responses include no response.

47A10) Within the last 12 months, have you had problems or challenges with any the following?

Personal appearance

	Male		Female		Unknown		Total Freq.	Pct.
	Freq.	Pct.	Freq.	Pct.	Freq.	Pct.		
1 No	156	65	185	41	1	100	348	48.3
2 Yes	84	35	270	59	0	0	372	51.7
Valid responses =	240	33	455	63	1	0	720	99.0

Invalid responses include no response.

47A11) Within the last 12 months, have you had problems or challenges with any the following?

Health of someone close to me

	Male		Female		Unknown		Total Freq.	Pct.
	Freq.	Pct.	Freq.	Pct.	Freq.	Pct.		
1 No	172	72	267	59	1	100	451	62.7
2 Yes	68	28	187	41	0	0	268	37.3
Valid responses =	240	33	454	63	1	0	719	98.9

Invalid responses include no response.

47A12) Within the last 12 months, have you had problems or challenges with any the following?

Death of a family member, friend, or someone close to me

	Male		Female		Unknown		Total Freq.	Pct.
	Freq.	Pct.	Freq.	Pct.	Freq.	Pct.		
1 No	198	82	331	73	1	100	547	76.0
2 Yes	43	18	123	27	0	0	173	24.0
Valid responses =	241	33	454	63	1	0	720	99.0

Invalid responses include no response.

47A13) Within the last 12 months, have you had problems or challenges with any the following?

Bullying (for example: making threats, spreading rumors, physical or verbal attacks, or excluding someone from a group)

	Male		Female		Unknown		Total Freq.	Pct.
	Freq.	Pct.	Freq.	Pct.	Freq.	Pct.		
1 No	231	96	430	95	1	100	681	94.3
2 Yes	11	5	25	6	0	0	41	5.7
Valid responses =	242	34	455	63	1	0	722	99.3

Invalid responses include no response.



AMERICAN COLLEGE HEALTH ASSOCIATION

American College Health Association-National College Health Assessment (ACHA-NCHA III)
Institutional Data Report - Fall 2020
 American College Health Association
 8455 Colesville Road, Suite 740
 Silver Spring, MD 20910
 (410) 859-1500
www.acha.org

December 1, 2020
FREQUENCY REPORT
 Number of Surveys (n) = 727 Web Surveys

**47A14) Within the last 12 months, have you had problems or challenges with any the following?
 Cyberbullying (use of technology to harass, threaten, embarrass, or target another person)**

	Male		Female		Unknown		Total	
	Freq.	Pct.	Freq.	Pct.	Freq.	Pct.	Freq.	Pct.
1 No	230	95	446	98	1	100	696	96.5
2 Yes	11	5	9	2	0	0	25	3.5
Valid responses =	241	33	455	63	1	0	721	99.2

Invalid responses include no response.

**47A15) Within the last 12 months, have you had problems or challenges with any the following?
 Hazing (rituals, challenges, and other activities involving harassment, abuse, embarrassment, ridicule, or humiliation used as a way of initiating a person into a group)**

	Male		Female		Unknown		Total	
	Freq.	Pct.	Freq.	Pct.	Freq.	Pct.	Freq.	Pct.
1 No	238	98	454	100	1	100	715	99.0
2 Yes	4	2	1	0	0	0	7	1.0
Valid responses =	242	34	455	63	1	0	722	99.3

Invalid responses include no response.

**47A16) Within the last 12 months, have you had problems or challenges with any the following?
 Microaggression (a subtle but offensive comment or action directed at a minority or other non-dominant group, whether intentional or unintentional, that reinforces a stereotype)**

	Male		Female		Unknown		Total	
	Freq.	Pct.	Freq.	Pct.	Freq.	Pct.	Freq.	Pct.
1 No	214	89	370	81	1	100	596	82.7
2 Yes	27	11	85	19	0	0	125	17.3
Valid responses =	241	33	455	63	1	0	721	99.2

Invalid responses include no response.

**47A17) Within the last 12 months, have you had problems or challenges with any the following?
 Sexual Harassment (unwelcomed sexual advances, requests for sexual favors, and other verbal or physical conduct of a sexual nature)**

	Male		Female		Unknown		Total	
	Freq.	Pct.	Freq.	Pct.	Freq.	Pct.	Freq.	Pct.
1 No	232	97	396	87	1	100	645	89.6
2 Yes	8	3	59	13	0	0	75	10.4
Valid responses =	240	33	455	63	1	0	720	99.0

Invalid responses include no response.

**47A18) Within the last 12 months, have you had problems or challenges with any the following?
 Discrimination (the unjust or prejudicial treatment of a person based on the group, class, or category to which the person is perceived to belong)**

	Male		Female		Unknown		Total	
	Freq.	Pct.	Freq.	Pct.	Freq.	Pct.	Freq.	Pct.
1 No	230	96	408	90	1	100	655	91.0
2 Yes	10	4	47	10	0	0	65	9.0
Valid responses =	240	33	455	63	1	0	720	99.0

Invalid responses include no response.

**47B1) Within the last 12 months, to what extent did the following issue(s) cause you distress?
 (only includes students that had problems or challenges with this issue within the last 12 months)**

Academics

	Male		Female		Unknown		Total	
	Freq.	Pct.	Freq.	Pct.	Freq.	Pct.	Freq.	Pct.
1 No Distress	3	3	2	1	0	0	5	1.3
2 Minimal Distress	14	12	27	11	1	100	42	10.7
3 Moderate Distress	54	45	104	41	0	0	167	42.5
4 High Distress	49	41	121	48	0	0	179	45.5
Valid responses =	120	31	254	65	1	0	393	54.1

Invalid responses include no response.

**47B2) Within the last 12 months, to what extent did the following issue(s) cause you distress?
 (only includes students that had problems or challenges with this issue within the last 12 months)**

Career

	Male		Female		Unknown		Total	
	Freq.	Pct.	Freq.	Pct.	Freq.	Pct.	Freq.	Pct.
1 No Distress	1	1	4	3	0	0	5	2.0
2 Minimal Distress	12	16	38	24	0	0	54	22.0
3 Moderate Distress	39	53	70	45	0	0	115	46.9
4 High Distress	21	29	44	28	0	0	71	29.0
Valid responses =	73	30	156	64	0	0	245	33.7

Invalid responses include no response.



AMERICAN COLLEGE HEALTH ASSOCIATION

American College Health Association-National College Health Assessment (ACHA-NCHA III)
Institutional Data Report - Fall 2020 UNIVERSITY OF IDAHO

American College Health Association
8455 Colesville Road, Suite 740
Silver Spring, MD 20910
(410) 859-1500
www.acha.org

December 1, 2020
FREQUENCY REPORT
Number of Surveys (n) =

727 Web Surveys

47B3) Within the last 12 months, to what extent did the following issue(s) cause you distress?
(only includes students that had problems or challenges with this issue within the last 12 months)
Finances

	Male		Female		Unknown		Total Freq.	Pct.
	Freq.	Pct.	Freq.	Pct.	Freq.	Pct.		
1 No Distress	1	1	3	1	0	0	4	1.1
2 Minimal Distress	25	25	49	20	0	0	76	20.8
3 Moderate Distress	35	34	89	37	0	0	130	35.5
4 High Distress	41	40	103	42	0	0	156	42.6
Valid responses =	102	28	244	67	0	0	366	50.3

Invalid responses include no response.

47B4) Within the last 12 months, to what extent did the following issue(s) cause you distress?
(only includes students that had problems or challenges with this issue within the last 12 months)
Procrastination

	Male		Female		Unknown		Total Freq.	Pct.
	Freq.	Pct.	Freq.	Pct.	Freq.	Pct.		
1 No Distress	8	4	10	3	0	0	19	3.3
2 Minimal Distress	70	39	103	28	1	100	180	31.1
3 Moderate Distress	68	37	152	41	0	0	227	39.3
4 High Distress	36	20	106	29	0	0	152	26.3
Valid responses =	182	31	371	64	1	0	578	79.5

Invalid responses include no response.

47B5) Within the last 12 months, to what extent did the following issue(s) cause you distress?
(only includes students that had problems or challenges with this issue within the last 12 months)
Faculty

	Male		Female		Unknown		Total Freq.	Pct.
	Freq.	Pct.	Freq.	Pct.	Freq.	Pct.		
1 No Distress	2	7	2	3	0	0	4	3.5
2 Minimal Distress	12	40	43	57	0	0	58	51.3
3 Moderate Distress	12	40	19	25	0	0	35	31.0
4 High Distress	4	13	11	15	0	0	16	14.2
Valid responses =	30	27	75	66	0	0	113	15.5

Invalid responses include no response.

47B6) Within the last 12 months, to what extent did the following issue(s) cause you distress?
(only includes students that had problems or challenges with this issue within the last 12 months)
Family

	Male		Female		Unknown		Total Freq.	Pct.
	Freq.	Pct.	Freq.	Pct.	Freq.	Pct.		
1 No Distress	3	5	2	1	0	0	5	1.9
2 Minimal Distress	22	33	56	30	0	0	82	30.6
3 Moderate Distress	25	38	76	40	0	0	109	40.7
4 High Distress	16	24	54	29	0	0	72	26.9
Valid responses =	66	25	188	70	0	0	268	36.9

Invalid responses include no response.

47B7) Within the last 12 months, to what extent did the following issue(s) cause you distress?
(only includes students that had problems or challenges with this issue within the last 12 months)
Intimate relationships

	Male		Female		Unknown		Total Freq.	Pct.
	Freq.	Pct.	Freq.	Pct.	Freq.	Pct.		
1 No Distress	5	5	5	3	0	0	10	3.5
2 Minimal Distress	32	34	65	37	0	0	100	35.3
3 Moderate Distress	39	42	55	31	0	0	98	34.6
4 High Distress	17	18	52	29	0	0	75	26.5
Valid responses =	93	33	177	63	0	0	283	38.9

Invalid responses include no response.

47B8) Within the last 12 months, to what extent did the following issue(s) cause you distress?
(only includes students that had problems or challenges with this issue within the last 12 months)
Roommate/housemate

	Male		Female		Unknown		Total Freq.	Pct.
	Freq.	Pct.	Freq.	Pct.	Freq.	Pct.		
1 No Distress	1	2	2	1	0	0	4	1.8
2 Minimal Distress	24	56	68	40	0	0	95	42.2
3 Moderate Distress	12	28	61	36	0	0	78	34.7
4 High Distress	6	14	39	23	0	0	48	21.3
Valid responses =	43	19	170	76	0	0	225	30.9

Invalid responses include no response.



AMERICAN COLLEGE HEALTH ASSOCIATION

American College Health Association-National College Health Assessment (ACHA-NCHA III)
Institutional Data Report - Fall 2020 UNIVERSITY OF IDAHO

American College Health Association
8455 Colesville Road, Suite 740
Silver Spring, MD 20910
(410) 859-1500
www.acha.org

December 1, 2020
FREQUENCY REPORT
Number of Surveys (n) =

727 Web Surveys

47B9) Within the last 12 months, to what extent did the following issue(s) cause you distress?
(only includes students that had problems or challenges with this issue within the last 12 months)
Peers

	Male		Female		Unknown		Total Freq.	Pct.
	Freq.	Pct.	Freq.	Pct.	Freq.	Pct.		
1 No Distress	3	7	7	6	0	0	10	5.7
2 Minimal Distress	25	56	61	51	0	0	90	51.1
3 Moderate Distress	12	27	39	33	0	0	56	31.8
4 High Distress	5	11	13	11	0	0	20	11.4
Valid responses =	45	26	120	68	0	0	176	24.2

Invalid responses include no response.

47B10) Within the last 12 months, to what extent did the following issue(s) cause you distress?
(only includes students that had problems or challenges with this issue within the last 12 months)
Personal appearance

	Male		Female		Unknown		Total Freq.	Pct.
	Freq.	Pct.	Freq.	Pct.	Freq.	Pct.		
1 No Distress	4	5	3	1	0	0	7	1.9
2 Minimal Distress	45	54	91	34	0	0	143	38.6
3 Moderate Distress	24	29	121	45	0	0	151	40.8
4 High Distress	11	13	53	20	0	0	69	18.6
Valid responses =	84	23	268	72	0	0	370	50.9

Invalid responses include no response.

47B11) Within the last 12 months, to what extent did the following issue(s) cause you distress?
(only includes students that had problems or challenges with this issue within the last 12 months)
Health of someone close to me

	Male		Female		Unknown		Total Freq.	Pct.
	Freq.	Pct.	Freq.	Pct.	Freq.	Pct.		
1 No Distress	1	2	3	2	0	0	4	1.5
2 Minimal Distress	27	40	51	27	0	0	81	30.2
3 Moderate Distress	24	35	78	42	0	0	109	40.7
4 High Distress	16	24	55	29	0	0	74	27.6
Valid responses =	68	25	187	70	0	0	268	36.9

Invalid responses include no response.

47B12) Within the last 12 months, to what extent did the following issue(s) cause you distress?
(only includes students that had problems or challenges with this issue within the last 12 months)
Death of a family member, friend, or someone close to me

	Male		Female		Unknown		Total Freq.	Pct.
	Freq.	Pct.	Freq.	Pct.	Freq.	Pct.		
1 No Distress	2	5	6	5	0	0	8	4.6
2 Minimal Distress	13	30	20	16	0	0	34	19.7
3 Moderate Distress	13	30	43	35	0	0	59	34.1
4 High Distress	15	35	54	44	0	0	72	41.6
Valid responses =	43	25	123	71	0	0	173	23.8

Invalid responses include no response.

47B13) Within the last 12 months, to what extent did the following issue(s) cause you distress?
(only includes students that had problems or challenges with this issue within the last 12 months)
Bullying (for example: making threats, spreading rumors, physical or verbal attacks, or excluding someone from a group)

	Male		Female		Unknown		Total Freq.	Pct.
	Freq.	Pct.	Freq.	Pct.	Freq.	Pct.		
1 No Distress	6	55	2	8	0	0	8	20.0
2 Minimal Distress	2	18	9	38	0	0	12	30.0
3 Moderate Distress	2	18	10	42	0	0	15	37.5
4 High Distress	1	9	3	13	0	0	5	12.5
Valid responses =	11	28	24	60	0	0	40	5.5

Invalid responses include no response.

47B14) Within the last 12 months, to what extent did the following issue(s) cause you distress?
(only includes students that had problems or challenges with this issue within the last 12 months)
Cyberbullying (use of technology to harass, threaten, embarrass, or target another person)

	Male		Female		Unknown		Total Freq.	Pct.
	Freq.	Pct.	Freq.	Pct.	Freq.	Pct.		
1 No Distress	5	46	1	11	0	0	6	24.0
2 Minimal Distress	4	36	2	22	0	0	8	32.0
3 Moderate Distress	2	18	4	44	0	0	9	36.0
4 High Distress	0	0	2	22	0	0	2	8.0
Valid responses =	11	44	9	36	0	0	25	3.4

Invalid responses include no response.



AMERICAN COLLEGE HEALTH ASSOCIATION

American College Health Association-National College Health Assessment (ACHA-NCHA III)
Institutional Data Report - Fall 2020 UNIVERSITY OF IDAHO

American College Health Association
8455 Colesville Road, Suite 740
Silver Spring, MD 20910
(410) 859-1500
www.acha.org

December 1, 2020
FREQUENCY REPORT
Number of Surveys (n) =

727 Web Surveys

47B15) Within the last 12 months, to what extent did the following issue(s) cause you distress?

(only includes students that had problems or challenges with this issue within the last 12 months)

Hazing (rituals, challenges, and other activities involving harassment, abuse, embarrassment, ridicule, or humiliation used as a way of initiating a person into a group)

	Male		Female		Unknown		Total		Pct.
	Freq.	Pct.	Freq.	Pct.	Freq.	Pct.	Freq.	Pct.	
1 No Distress	1	25	0	0	0	0	1	14.3	
2 Minimal Distress	2	50	0	0	0	0	3	42.9	
3 Moderate Distress	1	25	0	0	0	0	2	28.6	
4 High Distress	0	0	1	100	0	0	1	14.3	
Valid responses =	4	57	1	14	0	0	7	1.0	

Invalid responses include no response.

47B16) Within the last 12 months, to what extent did the following issue(s) cause you distress?

(only includes students that had problems or challenges with this issue within the last 12 months)

Microaggression (a subtle but offensive comment or action directed at a minority or other non-dominant group, whether intentional or unintentional, that reinforces a stereotype)

	Male		Female		Unknown		Total		Pct.
	Freq.	Pct.	Freq.	Pct.	Freq.	Pct.	Freq.	Pct.	
1 No Distress	3	11	5	6	0	0	8	6.5	
2 Minimal Distress	10	37	48	57	0	0	65	52.4	
3 Moderate Distress	13	48	25	30	0	0	43	34.7	
4 High Distress	1	4	6	7	0	0	8	6.5	
Valid responses =	27	22	84	68	0	0	124	17.1	

Invalid responses include no response.

47B17) Within the last 12 months, to what extent did the following issue(s) cause you distress?

(only includes students that had problems or challenges with this issue within the last 12 months)

Sexual Harassment (unwelcomed sexual advances, requests for sexual favors, and other verbal or physical conduct of a sexual nature)

	Male		Female		Unknown		Total		Pct.
	Freq.	Pct.	Freq.	Pct.	Freq.	Pct.	Freq.	Pct.	
1 No Distress	2	25	2	3	0	0	5	6.7	
2 Minimal Distress	6	75	22	37	0	0	29	38.7	
3 Moderate Distress	0	0	22	37	0	0	26	34.7	
4 High Distress	0	0	13	22	0	0	15	20.0	
Valid responses =	8	11	59	79	0	0	75	10.3	

Invalid responses include no response.

47B18) Within the last 12 months, to what extent did the following issue(s) cause you distress?

(only includes students that had problems or challenges with this issue within the last 12 months)

Discrimination (the unjust or prejudicial treatment of a person based on the group, class, or category to which the person is perceived to belong)

	Male		Female		Unknown		Total		Pct.
	Freq.	Pct.	Freq.	Pct.	Freq.	Pct.	Freq.	Pct.	
1 No Distress	0	0	4	9	0	0	4	6.2	
2 Minimal Distress	8	80	17	36	0	0	28	43.1	
3 Moderate Distress	2	20	17	36	0	0	23	35.4	
4 High Distress	0	0	9	19	0	0	10	15.4	
Valid responses =	10	15	47	72	0	0	65	8.9	

Invalid responses include no response.

47C2) Within the last 12 months, to what extent did the following issue(s) negatively affect your academic performance?

(only includes students that had problems or challenges with this issue within the last 12 months)

Career

	Male		Female		Unknown		Total		Pct.
	Freq.	Pct.	Freq.	Pct.	Freq.	Pct.	Freq.	Pct.	
1 Did not affect academic performance	46	63	94	60	0	0	149	60.6	
2 Negatively impacted performance in a class	22	30	43	27	0	0	70	28.5	
3 Delayed progress towards degree	5	7	20	13	0	0	27	11.0	
Valid responses =	73	30	157	64	0	0	246	33.8	

Invalid responses include no response.

47C3) Within the last 12 months, to what extent did the following issue(s) negatively affect your academic performance?

(only includes students that had problems or challenges with this issue within the last 12 months)

Finances

	Male		Female		Unknown		Total		Pct.
	Freq.	Pct.	Freq.	Pct.	Freq.	Pct.	Freq.	Pct.	
1 Did not affect academic performance	58	56	144	59	0	0	208	56.7	
2 Negatively impacted performance in a class	34	33	78	32	0	0	120	32.7	
3 Delayed progress towards degree	11	11	22	9	0	0	39	10.6	
Valid responses =	103	28	244	66	0	0	367	50.5	

Invalid responses include no response.



AMERICAN COLLEGE HEALTH ASSOCIATION

American College Health Association-National College Health Assessment (ACHA-NCHA III)
Institutional Data Report - Fall 2020
 American College Health Association
 8455 Colesville Road, Suite 740
 Silver Spring, MD 20910
 (410) 859-1500
www.acha.org

UNIVERSITY OF IDAHO
 December 1, 2020
 FREQUENCY REPORT
 Number of Surveys (n) = 727 Web Surveys

47C4) Within the last 12 months, to what extent did the following issue(s) negatively affect your academic performance?
 (only includes students that had problems or challenges with this issue within the last 12 months)
Procrastination

	Male		Female		Unknown		Total Freq.	Pct.	
	Freq.	Pct.	Freq.	Pct.	Freq.	Pct.			
1 Did not affect academic performance	65	36	126	34	1	100	196	33.9	
2 Negatively impacted performance in a class	102	56	201	54	0	0	315	54.5	
3 Delayed progress towards degree	16	9	43	12	0	0	67	11.6	
Valid responses =	183	32	370	64	1	0	578	79.5	

Invalid responses include no response.

47C5) Within the last 12 months, to what extent did the following issue(s) negatively affect your academic performance?
 (only includes students that had problems or challenges with this issue within the last 12 months)
Faculty

	Male		Female		Unknown		Total Freq.	Pct.	
	Freq.	Pct.	Freq.	Pct.	Freq.	Pct.			
1 Did not affect academic performance	9	31	37	49	0	0	50	44.6	
2 Negatively impacted performance in a class	17	59	31	41	0	0	49	43.8	
3 Delayed progress towards degree	3	10	7	9	0	0	13	11.6	
Valid responses =	29	26	75	67	0	0	112	15.4	

Invalid responses include no response.

47C6) Within the last 12 months, to what extent did the following issue(s) negatively affect your academic performance?
 (only includes students that had problems or challenges with this issue within the last 12 months)
Family

	Male		Female		Unknown		Total Freq.	Pct.	
	Freq.	Pct.	Freq.	Pct.	Freq.	Pct.			
1 Did not affect academic performance	55	81	123	65	0	0	189	70.0	
2 Negatively impacted performance in a class	11	16	51	27	0	0	65	24.1	
3 Delayed progress towards degree	2	3	14	7	0	0	16	5.9	
Valid responses =	68	25	188	70	0	0	270	37.1	

Invalid responses include no response.

47C7) Within the last 12 months, to what extent did the following issue(s) negatively affect your academic performance?
 (only includes students that had problems or challenges with this issue within the last 12 months)
Intimate relationships

	Male		Female		Unknown		Total Freq.	Pct.	
	Freq.	Pct.	Freq.	Pct.	Freq.	Pct.			
1 Did not affect academic performance	66	71	128	72	0	0	201	70.8	
2 Negatively impacted performance in a class	23	25	43	24	0	0	70	24.6	
3 Delayed progress towards degree	4	4	7	4	0	0	13	4.6	
Valid responses =	93	33	178	63	0	0	284	39.1	

Invalid responses include no response.

47C8) Within the last 12 months, to what extent did the following issue(s) negatively affect your academic performance?
 (only includes students that had problems or challenges with this issue within the last 12 months)
Roommate/housemate

	Male		Female		Unknown		Total Freq.	Pct.	
	Freq.	Pct.	Freq.	Pct.	Freq.	Pct.			
1 Did not affect academic performance	35	80	127	75	0	0	167	73.9	
2 Negatively impacted performance in a class	9	21	40	24	0	0	54	23.9	
3 Delayed progress towards degree	0	0	3	2	0	0	5	2.2	
Valid responses =	44	19	170	75	0	0	226	31.1	

Invalid responses include no response.

47C9) Within the last 12 months, to what extent did the following issue(s) negatively affect your academic performance?
 (only includes students that had problems or challenges with this issue within the last 12 months)
Peers

	Male		Female		Unknown		Total Freq.	Pct.	
	Freq.	Pct.	Freq.	Pct.	Freq.	Pct.			
1 Did not affect academic performance	34	76	103	86	0	0	148	84.1	
2 Negatively impacted performance in a class	11	24	15	13	0	0	26	14.8	
3 Delayed progress towards degree	0	0	2	2	0	0	2	1.1	
Valid responses =	45	26	120	68	0	0	176	24.2	

Invalid responses include no response.



AMERICAN COLLEGE HEALTH ASSOCIATION

American College Health Association-National College Health Assessment (ACHA-NCHA III)
Institutional Data Report - Fall 2020
 American College Health Association
 8455 Colesville Road, Suite 740
 Silver Spring, MD 20910
 (410) 859-1500
www.acha.org

December 1, 2020
 FREQUENCY REPORT
 Number of Surveys (n) = 727 Web Surveys

47C10) Within the last 12 months, to what extent did the following issue(s) negatively affect your academic performance?

(only includes students that had problems or challenges with this issue within the last 12 months)

Personal appearance

	Male		Female		Unknown		Total Freq.	Pct.
	Freq.	Pct.	Freq.	Pct.	Freq.	Pct.		
1 Did not affect academic performance	77	92	233	86	0	0	325	87.4
2 Negatively impacted performance in a class	6	7	32	12	0	0	41	11.0
3 Delayed progress towards degree	1	1	5	2	0	0	6	1.6
Valid responses =	84	23	270	73	0	0	372	51.2

Invalid responses include no response.

47C11) Within the last 12 months, to what extent did the following issue(s) negatively affect your academic performance?

(only includes students that had problems or challenges with this issue within the last 12 months)

Health of someone close to me

	Male		Female		Unknown		Total Freq.	Pct.
	Freq.	Pct.	Freq.	Pct.	Freq.	Pct.		
1 Did not affect academic performance	53	79	137	73	0	0	197	73.8
2 Negatively impacted performance in a class	13	19	42	23	0	0	60	22.5
3 Delayed progress towards degree	1	2	8	4	0	0	10	3.7
Valid responses =	67	25	187	70	0	0	267	36.7

Invalid responses include no response.

47C12) Within the last 12 months, to what extent did the following issue(s) negatively affect your academic performance?

(only includes students that had problems or challenges with this issue within the last 12 months)

Death of a family member, friend, or someone close to me

	Male		Female		Unknown		Total Freq.	Pct.
	Freq.	Pct.	Freq.	Pct.	Freq.	Pct.		
1 Did not affect academic performance	26	61	67	55	0	0	95	54.9
2 Negatively impacted performance in a class	15	35	45	37	0	0	63	36.4
3 Delayed progress towards degree	2	5	11	9	0	0	15	8.7
Valid responses =	43	25	123	71	0	0	173	23.8

Invalid responses include no response.

47C13) Within the last 12 months, to what extent did the following issue(s) negatively affect your academic performance?

(only includes students that had problems or challenges with this issue within the last 12 months)

Bullying (for example: making threats, spreading rumors, physical or verbal attacks, or excluding someone from a group)

	Male		Female		Unknown		Total Freq.	Pct.
	Freq.	Pct.	Freq.	Pct.	Freq.	Pct.		
1 Did not affect academic performance	10	91	17	68	0	0	28	68.3
2 Negatively impacted performance in a class	1	9	6	24	0	0	10	24.4
3 Delayed progress towards degree	0	0	2	8	0	0	3	7.3
Valid responses =	11	27	25	61	0	0	41	5.6

Invalid responses include no response.

47C14) Within the last 12 months, to what extent did the following issue(s) negatively affect your academic performance?

(only includes students that had problems or challenges with this issue within the last 12 months)

Cyberbullying (use of technology to harass, threaten, embarrass, or target another person)

	Male		Female		Unknown		Total Freq.	Pct.
	Freq.	Pct.	Freq.	Pct.	Freq.	Pct.		
1 Did not affect academic performance	10	91	8	89	0	0	22	88.0
2 Negatively impacted performance in a class	1	9	0	0	0	0	2	8.0
3 Delayed progress towards degree	0	0	1	11	0	0	1	4.0
Valid responses =	11	44	9	36	0	0	25	3.4

Invalid responses include no response.

47C15) Within the last 12 months, to what extent did the following issue(s) negatively affect your academic performance?

(only includes students that had problems or challenges with this issue within the last 12 months)

Hazing (rituals, challenges, and other activities involving harassment, abuse, embarrassment, ridicule, or humiliation used as a way of initiating a person into a group)

	Male		Female		Unknown		Total Freq.	Pct.
	Freq.	Pct.	Freq.	Pct.	Freq.	Pct.		
1 Did not affect academic performance	4	100	0	0	0	0	4	57.1
2 Negatively impacted performance in a class	0	0	0	0	0	0	1	14.3
3 Delayed progress towards degree	0	0	1	100	0	0	2	28.6
Valid responses =	4	57	1	14	0	0	7	1.0

Invalid responses include no response.



AMERICAN COLLEGE HEALTH ASSOCIATION

American College Health Association-National College Health Assessment (ACHA-NCHA III)
Institutional Data Report - Fall 2020 UNIVERSITY OF IDAHO

American College Health Association
8455 Colesville Road, Suite 740
Silver Spring, MD 20910
(410) 859-1500
www.acha.org

December 1, 2020
FREQUENCY REPORT
Number of Surveys (n) =

727 Web Surveys

47C16) Within the last 12 months, to what extent did the following issue(s) negatively affect your academic performance? (only includes students that had problems or challenges with this issue within the last 12 months)

Microaggression (a subtle but offensive comment or action directed at a minority or other non-dominant group, whether intentional or unintentional, that reinforces a stereotype) Discrimination (the unjust or prejudicial treatment of a person based on the group, class, or category to which the person is perceived to belong.)

	Male		Female		Unknown		Total Freq.	Pct.
	Freq.	Pct.	Freq.	Pct.	Freq.	Pct.		
1 Did not affect academic performance	19	73	70	82	0	0	99	79.8
2 Negatively impacted performance in a class	7	27	12	14	0	0	21	16.9
3 Delayed progress towards degree	0	0	3	4	0	0	4	3.2
Valid responses =	26	21	85	69	0	0	124	17.1

Invalid responses include no response.

47C17) Within the last 12 months, to what extent did the following issue(s) negatively affect your academic performance? (only includes students that had problems or challenges with this issue within the last 12 months)

Sexual Harassment (unwelcomed sexual advances, requests for sexual favors, and other verbal or physical conduct of a sexual nature)

	Male		Female		Unknown		Total Freq.	Pct.
	Freq.	Pct.	Freq.	Pct.	Freq.	Pct.		
1 Did not affect academic performance	7	88	51	86	0	0	65	86.7
2 Negatively impacted performance in a class	1	13	6	10	0	0	8	10.7
3 Delayed progress towards degree	0	0	2	3	0	0	2	2.7
Valid responses =	8	11	59	79	0	0	75	10.3

Invalid responses include no response.

47C18) Within the last 12 months, to what extent did the following issue(s) negatively affect your academic performance? (only includes students that had problems or challenges with this issue within the last 12 months)

Discrimination

	Male		Female		Unknown		Total Freq.	Pct.
	Freq.	Pct.	Freq.	Pct.	Freq.	Pct.		
1 Did not affect academic performance	7	78	35	75	0	0	49	76.6
2 Negatively impacted performance in a class	2	22	9	19	0	0	11	17.2
3 Delayed progress towards degree	0	0	3	6	0	0	4	6.3
Valid responses =	9	14	47	73	0	0	64	8.8

Invalid responses include no response.

48) Within the last 30 days, how would you rate the overall level of stress you have experienced?

	Male		Female		Unknown		Total Freq.	Pct.
	Freq.	Pct.	Freq.	Pct.	Freq.	Pct.		
1 No stress	7	3	3	1	0	0	10	1.4
2 Low	70	29	55	12	1	100	127	17.6
3 Moderate	106	44	213	47	0	0	330	45.8
4 High	59	24	182	40	0	0	253	35.1
Valid responses =	242	34	453	63	1	0	720	99.0

Invalid responses include no response.

49) Have you ever thought about or attempted to kill yourself?

	Male		Female		Unknown		Total Freq.	Pct.
	Freq.	Pct.	Freq.	Pct.	Freq.	Pct.		
1 Never	116	48	214	47	0	0	332	46.0
2 Just a brief passing thought	72	30	135	30	1	100	212	29.4
3 Planned at least once, but did not try to do it	21	9	51	11	0	0	79	10.9
4 Planned at least once, wanted to die	16	7	27	6	0	0	49	6.8
5 Attempted, but did not want to die	6	3	6	1	0	0	15	2.1
6 Attempted, really hoped to die	11	5	22	5	0	0	35	4.8
Valid responses =	242	34	455	63	1	0	722	99.3

Invalid responses include no response.

50) How often have you thought about killing yourself in the past year?

	Male		Female		Unknown		Total Freq.	Pct.
	Freq.	Pct.	Freq.	Pct.	Freq.	Pct.		
1 Never	153	63	291	64	1	100	452	62.6
2 Rarely (1 time)	33	14	68	15	0	0	105	14.5
3 Sometimes (2 times)	30	12	49	11	0	0	85	11.8
4 Often (3-4 times)	8	3	27	6	0	0	37	5.1
5 Very often (5 or more times)	18	7	20	4	0	0	43	6.0
Valid responses =	242	34	455	63	1	0	722	99.3

Invalid responses include no response.



AMERICAN COLLEGE HEALTH ASSOCIATION

American College Health Association-National College Health Assessment (ACHA-NCHA III)
Institutional Data Report - Fall 2020 UNIVERSITY OF IDAHO

American College Health Association
8455 Colesville Road, Suite 740
Silver Spring, MD 20910
(410) 859-1500
www.acha.org

December 1, 2020
FREQUENCY REPORT
Number of Surveys (n) =

727 Web Surveys

51) Have you ever told someone that you were going to commit suicide, or that you might do it?

	Male		Female		Unknown		Total	
	Freq.	Pct.	Freq.	Pct.	Freq.	Pct.	Freq.	Pct.
1 No	202	84	360	79	1	100	571	79.1
2 Yes, one time, did not want to die	20	8	52	11	0	0	76	10.5
3 Yes, one time, wanted to die	10	4	24	5	0	0	41	5.7
4 Yes, more than once, did not want to do it	2	1	7	2	0	0	10	1.4
5 Yes, more than once, wanted to do it	8	3	12	3	0	0	24	3.3
Valid responses =	242	34	455	63	1	0	722	99.3

Invalid responses include no response.

52) How likely is it that you will attempt suicide someday?

	Male		Female		Unknown		Total	
	Freq.	Pct.	Freq.	Pct.	Freq.	Pct.	Freq.	Pct.
0 Never	141	58	280	62	1	100	427	59.1
1 No chance at all	36	15	66	15	0	0	103	14.3
2 Rather unlikely	41	17	74	16	0	0	128	17.7
3 Unlikely	16	7	22	5	0	0	40	5.5
4 Likely	6	3	13	3	0	0	22	3.0
5 Rather likely	2	1	0	0	0	0	2	0.3
6 Very likely	0	0	0	0	0	0	0	0.0
Valid responses =	242	34	455	63	1	0	722	99.3

Invalid responses include no response.

53) Within the last 12 months, have you attempted suicide?

	Male		Female		Unknown		Total	
	Freq.	Pct.	Freq.	Pct.	Freq.	Pct.	Freq.	Pct.
1 No	232	97	447	99	1	100	702	97.9
2 Yes	8	3	5	1	0	0	15	2.1
Valid responses =	240	33	452	63	1	0	717	98.6

Invalid responses include no response.

54A) Have you ever received psychological or mental health services?

	Male		Female		Unknown		Total	
	Freq.	Pct.	Freq.	Pct.	Freq.	Pct.	Freq.	Pct.
1 No	163	67	215	47	1	100	383	53.0
2 Yes	79	33	240	53	0	0	339	47.0
Valid responses =	242	34	455	63	1	0	722	99.3

Invalid responses include no response.

54B) Within in the last 12 months, have you received psychological or mental health services?

	Male		Female		Unknown		Total	
	Freq.	Pct.	Freq.	Pct.	Freq.	Pct.	Freq.	Pct.
1 No	199	82	307	68	1	100	515	71.3
2 Yes	43	18	148	33	0	0	207	28.7
Valid responses =	242	34	455	63	1	0	722	99.3

Invalid responses include no response.

54C1) Were the psychological or mental health services you received in the last 12 months provided by: (only includes students that received psychological or mental health services within the last 12 months) My current campus health and/or counseling center?

	Male		Female		Unknown		Total	
	Freq.	Pct.	Freq.	Pct.	Freq.	Pct.	Freq.	Pct.
1 No	16	40	64	45	0	0	88	44.7
2 Yes	24	60	77	55	0	0	109	55.3
Valid responses =	40	20	141	72	0	0	197	27.1

Invalid responses include no response.

54C2) Were the psychological or mental health services you received in the last 12 months provided by: (only includes students that received psychological or mental health services within the last 12 months) A mental health provider in the local community near my campus?

	Male		Female		Unknown		Total	
	Freq.	Pct.	Freq.	Pct.	Freq.	Pct.	Freq.	Pct.
1 No	33	85	113	81	0	0	156	80.4
2 Yes	6	15	26	19	0	0	38	19.6
Valid responses =	39	20	139	72	0	0	194	26.7

Invalid responses include no response.

54C3) Were the psychological or mental health services you received in the last 12 months provided by: (only includes students that received psychological or mental health services within the last 12 months) A mental health provider in my home town?

	Male		Female		Unknown		Total	
	Freq.	Pct.	Freq.	Pct.	Freq.	Pct.	Freq.	Pct.
1 No	22	56	76	55	0	0	108	56.0
2 Yes	17	44	62	45	0	0	85	44.0
Valid responses =	39	20	138	72	0	0	193	26.5

Invalid responses include no response.

54C4) Were the psychological or mental health services you received in the last 12 months provided by: (only includes students that received psychological or mental health services within the last 12 months)



AMERICAN COLLEGE HEALTH ASSOCIATION

American College Health Association-National College Health Assessment (ACHA-NCHA III)
Institutional Data Report - Fall 2020
 American College Health Association
 8455 Colesville Road, Suite 740
 Silver Spring, MD 20910
 (410) 859-1500
www.acha.org

December 1, 2020
FREQUENCY REPORT
 Number of Surveys (n) = 727 Web Surveys

A mental health provider not described above

	Male		Female		Unknown		Total Freq.	Pct.	
	Freq.	Pct.	Freq.	Pct.	Freq.	Pct.			
1 No	29	85	112	89	0	0	157	89.2	
2 Yes	5	15	14	11	0	0	19	10.8	
Valid responses =	34	19	126	72	0	0	176	24.2	

Invalid responses include no response.

55A) Within the last 12 months, have you visited any medical provider (for example: a nurse practitioner, physician assistant, primary care doctor, or other type of medical doctor) for a check-up or any other medical reasons?

	Male		Female		Unknown		Total Freq.	Pct.	
	Freq.	Pct.	Freq.	Pct.	Freq.	Pct.			
1 No	120	50	130	29	1	100	256	35.7	
2 Yes	122	50	322	71	0	0	462	64.3	
Valid responses =	242	34	452	63	1	0	718	98.8	

Invalid responses include no response.

55B1) Were the medical services you received in the last 12 months provided by: (only includes students that visited any medical provider within the last 12 months) My current campus health center?

	Male		Female		Unknown		Total Freq.	Pct.	
	Freq.	Pct.	Freq.	Pct.	Freq.	Pct.			
1 No	84	78	203	71	0	0	300	73.3	
2 Yes	24	22	82	29	0	0	109	26.7	
Valid responses =	108	26	285	70	0	0	409	56.3	

Invalid responses include no response.

55B2) Were the medical services you received in the last 12 months provided by: (only includes students that visited any medical provider within the last 12 months) A medical service provider in the local community near my campus?

	Male		Female		Unknown		Total Freq.	Pct.	
	Freq.	Pct.	Freq.	Pct.	Freq.	Pct.			
1 No	73	66	150	53	0	0	231	56.2	
2 Yes	37	34	135	47	0	0	180	43.8	
Valid responses =	110	27	285	69	0	0	411	56.5	

Invalid responses include no response.

55B3) Were the medical services you received in the last 12 months provided by: (only includes students that visited any medical provider within the last 12 months) A medical service provider in my home town?

	Male		Female		Unknown		Total Freq.	Pct.	
	Freq.	Pct.	Freq.	Pct.	Freq.	Pct.			
1 No	29	27	95	33	0	0	133	32.4	
2 Yes	80	73	191	67	0	0	278	67.6	
Valid responses =	109	27	286	70	0	0	411	56.5	

Invalid responses include no response.

55B4) Were the medical services you received in the last 12 months provided by: (only includes students that visited any medical provider within the last 12 months) A medical service provider not described above?

	Male		Female		Unknown		Total Freq.	Pct.	
	Freq.	Pct.	Freq.	Pct.	Freq.	Pct.			
1 No	88	91	227	92	0	0	327	90.8	
2 Yes	9	9	21	9	0	0	33	9.2	
Valid responses =	97	27	248	69	0	0	360	49.5	

Invalid responses include no response.

56) Have you had a gynecologic visit or exam (for example: contraception, STI testing, pelvic exam, or pap test) with a healthcare provider (for example: OB-GYN, nurse practitioner, or physician assistant)?

	Male		Female		Unknown		Total Freq.	Pct.	
	Freq.	Pct.	Freq.	Pct.	Freq.	Pct.			
1 No	159	66	246	54	0	0	419	58.0	
2 Yes	11	5	205	45	0	0	224	31.0	
3 Don't know	6	3	2	0	0	0	8	1.1	
4 Not applicable	66	27	2	0	1	100	71	9.8	
Valid responses =	242	34	455	63	1	0	722	99.3	

Invalid responses include no response.

57) Have you had a dental exam and cleaning in the last 12 months?

	Male		Female		Unknown		Total Freq.	Pct.	
	Freq.	Pct.	Freq.	Pct.	Freq.	Pct.			
1 No	80	33	132	29	1	100	224	31.0	
2 Yes	160	66	314	69	0	0	486	67.3	
3 Don't know	2	1	9	2	0	0	12	1.7	
Valid responses =	242	34	455	63	1	0	722	99.3	

Invalid responses include no response.



AMERICAN COLLEGE HEALTH ASSOCIATION

American College Health Association-National College Health Assessment (ACHA-NCHA III)
Institutional Data Report - Fall 2020 UNIVERSITY OF IDAHO

American College Health Association
8455 Colesville Road, Suite 740
Silver Spring, MD 20910
(410) 859-1500
www.acha.org

December 1, 2020
FREQUENCY REPORT
Number of Surveys (n) =

727 Web Surveys

58) When you are outdoors in the sun, how often do you wear sunscreen?

	Male		Female		Unknown		Total		Pct.
	Freq.	Pct.	Freq.	Pct.	Freq.	Pct.	Freq.		
1 Never	34	14	28	6	0	0	64	8.9	
2 Rarely	83	34	91	20	0	0	180	24.9	
3 Sometimes	73	30	130	29	1	100	215	29.8	
4 Usually	45	19	166	37	0	0	214	29.6	
5 Always	7	3	40	9	0	0	49	6.8	
Valid responses =	242	34	455	63	1	0	722	99.3	

Invalid responses include no response.

59A) When you are outdoors in the sun, how often do you do the following to protect your skin from ultraviolet (UV) exposure?

Wear a shirt with sleeves

	Male		Female		Unknown		Total		Pct.
	Freq.	Pct.	Freq.	Pct.	Freq.	Pct.	Freq.		
1 Never	37	15	70	16	0	0	109	15.2	
2 Rarely	49	20	120	27	0	0	176	24.5	
3 Sometimes	80	33	148	33	1	100	239	33.3	
4 Usually	61	25	95	21	0	0	158	22.0	
5 Always	13	5	20	4	0	0	36	5.0	
Valid responses =	240	33	453	63	1	0	718	98.8	

Invalid responses include no response.

59B) When you are outdoors in the sun, how often do you do the following to protect your skin from ultraviolet (UV) exposure?

Wear sunglasses

	Male		Female		Unknown		Total		Pct.
	Freq.	Pct.	Freq.	Pct.	Freq.	Pct.	Freq.		
1 Never	32	13	43	10	0	0	78	10.8	
2 Rarely	41	17	61	13	1	100	110	15.3	
3 Sometimes	56	23	136	30	0	0	199	27.6	
4 Usually	73	30	154	34	0	0	233	32.4	
5 Always	39	16	60	13	0	0	100	13.9	
Valid responses =	241	33	454	63	1	0	720	99.0	

Invalid responses include no response.

59C) When you are outdoors in the sun, how often do you do the following to protect your skin from ultraviolet (UV) exposure?

Stay in the shade

	Male		Female		Unknown		Total		Pct.
	Freq.	Pct.	Freq.	Pct.	Freq.	Pct.	Freq.		
1 Never	13	5	15	3	0	0	29	4.0	
2 Rarely	34	14	80	18	0	0	118	16.4	
3 Sometimes	116	49	203	45	1	100	328	45.7	
4 Usually	68	29	131	29	0	0	208	29.0	
5 Always	8	3	25	6	0	0	35	4.9	
Valid responses =	239	33	454	63	1	0	718	98.8	

Invalid responses include no response.

59D) When you are outdoors in the sun, how often do you do the following to protect your skin from ultraviolet (UV) exposure?

Wear a hat

	Male		Female		Unknown		Total		Pct.
	Freq.	Pct.	Freq.	Pct.	Freq.	Pct.	Freq.		
1 Never	35	15	80	18	0	0	119	16.6	
2 Rarely	58	24	123	27	0	0	187	26.0	
3 Sometimes	52	22	155	34	1	100	216	30.1	
4 Usually	63	26	82	18	0	0	149	20.8	
5 Always	32	13	13	3	0	0	47	6.5	
Valid responses =	240	33	453	63	1	0	718	98.8	

Invalid responses include no response.



AMERICAN COLLEGE HEALTH ASSOCIATION

American College Health Association-National College Health Assessment (ACHA-NCHA III)
Institutional Data Report - Fall 2020 UNIVERSITY OF IDAHO

American College Health Association
8455 Colesville Road, Suite 740
Silver Spring, MD 20910
(410) 859-1500
www.acha.org

December 1, 2020
FREQUENCY REPORT
Number of Surveys (n) =

727 Web Surveys

60) In the last 12 months, how many times have you spent time outdoors with the intention of getting a tan?

	Male		Female		Unknown		Total	
	Freq.	Pct.	Freq.	Pct.	Freq.	Pct.	Freq.	Pct.
0 0 times	136	58	145	33	1	100	300	43.0
1 1 time	7	3	18	4	0	0	28	4.0
2 2 times	11	5	28	6	0	0	39	5.6
3 3 times	7	3	22	5	0	0	29	4.2
4 4 times	1	0	6	1	0	0	7	1.0
5 5 times	17	7	39	9	0	0	57	8.2
6 6 to 10 times	24	10	65	15	0	0	90	12.9
7 11 to 15 times	3	1	21	5	0	0	24	3.4
8 16 to 20 times	15	6	32	7	0	0	47	6.7
9 21 to 49 times	4	2	33	8	0	0	37	5.3
10 50 or More times	9	4	30	7	0	0	40	5.7
Valid responses =	234	34	439	63	1	0	698	96.0

Invalid responses include no response.

	Mean	Median	Std Dev	Min	Max
Male	6.98	0.00	18.54	0	144
Female	12.23	5.00	22.4	0	200
Overall	10.24	2.00	21.45	0	200

61) The Human Papillomavirus (HPV) vaccine (for example: Gardasil, Silgard, or Cervarix) is recommended, but usually not required, and is given in a series of 2 or 3 shots based on your age. Which of the following best describes your vaccination status for HPV?

	Male		Female		Unknown		Total	
	Freq.	Pct.	Freq.	Pct.	Freq.	Pct.	Freq.	Pct.
1 Have not received HPV vaccine	59	25	84	19	1	100	148	20.6
2 Have started, but not completed HPV vaccine	9	4	36	8	0	0	47	6.5
3 Completed HPV vaccine	84	35	208	46	0	0	304	42.2
4 I don't know my HPV vaccination status	88	37	127	28	0	0	221	30.7
Valid responses =	240	33	455	63	1	0	720	99.0

Invalid responses include no response.

62) Did you have a flu vaccine within the last 12 months?

	Male		Female		Unknown		Total	
	Freq.	Pct.	Freq.	Pct.	Freq.	Pct.	Freq.	Pct.
1 No	137	57	253	56	1	100	405	56.3
2 Yes	94	39	185	41	0	0	289	40.1
3 Don't know	10	4	16	4	0	0	26	3.6
Valid responses =	241	33	454	63	1	0	720	99.0

Invalid responses include no response.

63A1) Within the last 12 months, have you been diagnosed by a healthcare professional with any of the following?

Bronchitis

	Male		Female		Unknown		Total	
	Freq.	Pct.	Freq.	Pct.	Freq.	Pct.	Freq.	Pct.
1 No	237	98	435	96	1	100	697	96.8
2 Yes	4	2	19	4	0	0	23	3.2
Valid responses =	241	33	454	63	1	0	720	99.0

Invalid responses include no response.

63A2) Within the last 12 months, have you been diagnosed by a healthcare professional with any of the following?

Chlamydia

	Male		Female		Unknown		Total	
	Freq.	Pct.	Freq.	Pct.	Freq.	Pct.	Freq.	Pct.
1 No	237	99	449	99	1	100	711	99.0
2 Yes	2	1	5	1	0	0	7	1.0
Valid responses =	239	33	454	63	1	0	718	98.8

Invalid responses include no response.

63A3) Within the last 12 months, have you been diagnosed by a healthcare professional with any of the following?

Chicken Pox (Varicella)

	Male		Female		Unknown		Total	
	Freq.	Pct.	Freq.	Pct.	Freq.	Pct.	Freq.	Pct.
1 No	241	100	448	100	1	100	714	99.7
2 Yes	0	0	2	0	0	0	2	0.3
Valid responses =	241	34	450	63	1	0	716	98.5

Invalid responses include no response.

63A4) Within the last 12 months, have you been diagnosed by a healthcare professional with any of the following?

Cold/virus or other respiratory illness (for example: sinus infection, ear infection, strep throat, tonsillitis, pharyngitis, or laryngitis)

	Male		Female		Unknown		Total	
	Freq.	Pct.	Freq.	Pct.	Freq.	Pct.	Freq.	Pct.
1 No	196	82	305	67	1	100	516	71.8
2 Yes	44	18	149	33	0	0	203	28.2
Valid responses =	240	33	454	63	1	0	719	98.9

Invalid responses include no response.

63A5) Within the last 12 months, have you been diagnosed by a healthcare professional with any of the following?

Concussion



AMERICAN COLLEGE HEALTH ASSOCIATION

American College Health Association-National College Health Assessment (ACHA-NCHA III)
Institutional Data Report - Fall 2020
 American College Health Association
 8455 Colesville Road, Suite 740
 Silver Spring, MD 20910
 (410) 859-1500
www.acha.org

UNIVERSITY OF IDAHO
 December 1, 2020
 FREQUENCY REPORT
 Number of Surveys (n) = 727 Web Surveys

	Male		Female		Unknown		Total	
	Freq.	Pct.	Freq.	Pct.	Freq.	Pct.	Freq.	Pct.
1 No	236	98	435	96	1	100	694	96.7
2 Yes	4	2	19	4	0	0	24	3.3
Valid responses =	240	33	454	63	1	0	718	98.8

Invalid responses include no response.

**63A6) Within the last 12 months, have you been diagnosed by a healthcare professional with any of the following?
 Gonorrhea**

	Male		Female		Unknown		Total	
	Freq.	Pct.	Freq.	Pct.	Freq.	Pct.	Freq.	Pct.
1 No	239	99	454	100	1	100	718	99.6
2 Yes	2	1	1	0	0	0	3	0.4
Valid responses =	241	33	455	63	1	0	721	99.2

Invalid responses include no response.

**63A7) Within the last 12 months, have you been diagnosed by a healthcare professional with any of the following?
 Flu (influenza) or flu-like illness**

	Male		Female		Unknown		Total	
	Freq.	Pct.	Freq.	Pct.	Freq.	Pct.	Freq.	Pct.
1 No	215	90	420	93	1	100	656	91.6
2 Yes	25	10	31	7	0	0	60	8.4
Valid responses =	240	34	451	63	1	0	716	98.5

Invalid responses include no response.

**63A8) Within the last 12 months, have you been diagnosed by a healthcare professional with any of the following?
 Mumps**

	Male		Female		Unknown		Total	
	Freq.	Pct.	Freq.	Pct.	Freq.	Pct.	Freq.	Pct.
1 No	239	100	451	100	1	100	715	99.9
2 Yes	0	0	1	0	0	0	1	0.1
Valid responses =	239	33	452	63	1	0	716	98.5

Invalid responses include no response.

**63A9) Within the last 12 months, have you been diagnosed by a healthcare professional with any of the following?
 Mononucleosis (mono)**

	Male		Female		Unknown		Total	
	Freq.	Pct.	Freq.	Pct.	Freq.	Pct.	Freq.	Pct.
1 No	236	100	444	98	1	100	705	98.9
2 Yes	0	0	8	2	0	0	8	1.1
Valid responses =	236	33	452	63	1	0	713	98.1

Invalid responses include no response.

**63A10) Within the last 12 months, have you been diagnosed by a healthcare professional with any of the following?
 Orthopedic injury (for example: broken bone, fracture, sprain, bursitis, tendinitis, or ligament injury)**

	Male		Female		Unknown		Total	
	Freq.	Pct.	Freq.	Pct.	Freq.	Pct.	Freq.	Pct.
1 No	225	93	397	88	1	100	643	89.4
2 Yes	16	7	56	12	0	0	76	10.6
Valid responses =	241	34	453	63	1	0	719	98.9

Invalid responses include no response.

**63A11) Within the last 12 months, have you been diagnosed by a healthcare professional with any of the following?
 Pelvic Inflammatory Disease**

	Male		Female		Unknown		Total	
	Freq.	Pct.	Freq.	Pct.	Freq.	Pct.	Freq.	Pct.
1 No	240	100	453	100	1	100	717	99.6
2 Yes	0	0	2	0	0	0	3	0.4
Valid responses =	240	33	455	63	1	0	720	99.0

Invalid responses include no response.

**63A12) Within the last 12 months, have you been diagnosed by a healthcare professional with any of the following?
 Pneumonia**

	Male		Female		Unknown		Total	
	Freq.	Pct.	Freq.	Pct.	Freq.	Pct.	Freq.	Pct.
1 No	238	99	446	98	1	100	709	98.5
2 Yes	2	1	9	2	0	0	11	1.5
Valid responses =	240	33	455	63	1	0	720	99.0

Invalid responses include no response.



AMERICAN COLLEGE HEALTH ASSOCIATION

American College Health Association-National College Health Assessment (ACHA-NCHA III)
Institutional Data Report - Fall 2020 UNIVERSITY OF IDAHO

American College Health Association
8455 Colesville Road, Suite 740
Silver Spring, MD 20910
(410) 859-1500
www.acha.org

December 1, 2020
FREQUENCY REPORT
Number of Surveys (n) =

727 Web Surveys

63A13) Within the last 12 months, have you been diagnosed by a healthcare professional with any of the following?

Shingles

	Male		Female		Unknown		Total Freq.	Pct.
	Freq.	Pct.	Freq.	Pct.	Freq.	Pct.		
1 No	239	99	450	100	1	100	714	99.4
2 Yes	2	1	2	0	0	0	4	0.6
Valid responses =	241	34	452	63	1	0	718	98.8

Invalid responses include no response.

63A14) Within the last 12 months, have you been diagnosed by a healthcare professional with any of the following?

Stomach or GI virus or bug, food poisoning, or gastritis

	Male		Female		Unknown		Total Freq.	Pct.
	Freq.	Pct.	Freq.	Pct.	Freq.	Pct.		
1 No	226	94	412	91	1	100	659	91.9
2 Yes	14	6	40	9	0	0	58	8.1
Valid responses =	240	33	452	63	1	0	717	98.6

Invalid responses include no response.

63A15) Within the last 12 months, have you been diagnosed by a healthcare professional with any of the following?

Urinary tract infection

	Male		Female		Unknown		Total Freq.	Pct.
	Freq.	Pct.	Freq.	Pct.	Freq.	Pct.		
1 No	237	99	371	82	1	100	631	88.0
2 Yes	3	1	81	18	0	0	86	12.0
Valid responses =	240	33	452	63	1	0	717	98.6

Invalid responses include no response.

63A16) Within the last 12 months, have you been diagnosed by a healthcare professional with any of the following?

Other short-term, temporary illness not listed above

	Male		Female		Unknown		Total Freq.	Pct.
	Freq.	Pct.	Freq.	Pct.	Freq.	Pct.		
1 No	210	97	377	96	1	100	607	96.2
2 Yes	7	3	14	4	0	0	24	3.8
Valid responses =	217	34	391	62	1	0	631	86.8

Invalid responses include no response.

63B1) Within the last 12 months, to what extent did the following negatively affect your academic performance?

(only includes students who have been diagnosed within the last 12 months)

Bronchitis

	Male		Female		Unknown		Total Freq.	Pct.
	Freq.	Pct.	Freq.	Pct.	Freq.	Pct.		
1 Did not affect academic performance	2	67	7	39	0	0	9	42.9
2 Negatively impacted performance in a class	1	33	10	56	0	0	11	52.4
3 Delayed progress towards degree	0	0	1	6	0	0	1	4.8
Valid responses =	3	14	18	86	0	0	21	2.9

Invalid responses include no response.

63B2) Within the last 12 months, to what extent did the following negatively affect your academic performance?

(only includes students who have been diagnosed within the last 12 months)

Chlamydia

	Male		Female		Unknown		Total Freq.	Pct.
	Freq.	Pct.	Freq.	Pct.	Freq.	Pct.		
1 Did not affect academic performance	2	100	4	80	0	0	6	85.7
2 Negatively impacted performance in a class	0	0	1	20	0	0	1	14.3
3 Delayed progress towards degree	0	0	0	0	0	0	0	0.0
Valid responses =	2	29	5	71	0	0	7	1.0

Invalid responses include no response.

63B3) Within the last 12 months, to what extent did the following negatively affect your academic performance?

(only includes students who have been diagnosed within the last 12 months)

Chicken Pox (Varicella)

	Male		Female		Unknown		Total Freq.	Pct.
	Freq.	Pct.	Freq.	Pct.	Freq.	Pct.		
1 Did not affect academic performance	0	0	1	50	0	0	1	50.0
2 Negatively impacted performance in a class	0	0	0	0	0	0	0	0.0
3 Delayed progress towards degree	0	0	1	50	0	0	1	50.0
Valid responses =	0	0	2	100	0	0	2	0.3

Invalid responses include no response.



AMERICAN COLLEGE HEALTH ASSOCIATION

American College Health Association-National College Health Assessment (ACHA-NCHA III)
Institutional Data Report - Fall 2020 UNIVERSITY OF IDAHO

American College Health Association
8455 Colesville Road, Suite 740
Silver Spring, MD 20910
(410) 859-1500
www.acha.org

December 1, 2020
FREQUENCY REPORT
Number of Surveys (n) =

727 Web Surveys

63B4) Within the last 12 months, to what extent did the following negatively affect your academic performance?

(only includes students who have been diagnosed within the last 12 months)

Cold/virus or other respiratory illness (for example: sinus infection, ear infection, strep throat, tonsillitis, pharyngitis, or laryngitis)

	Male		Female		Unknown		Total Freq.	Pct.
	Freq.	Pct.	Freq.	Pct.	Freq.	Pct.		
1 Did not affect academic performance	30	71	82	55	0	0	118	59.0
2 Negatively impacted performance in a class	11	26	64	43	0	0	79	39.5
3 Delayed progress towards degree	1	2	2	1	0	0	3	1.5
Valid responses =	42	21	148	74	0	0	200	27.5

Invalid responses include no response.

63B5) Within the last 12 months, to what extent did the following negatively affect your academic performance?

(only includes students who have been diagnosed within the last 12 months)

Concussion

	Male		Female		Unknown		Total Freq.	Pct.
	Freq.	Pct.	Freq.	Pct.	Freq.	Pct.		
1 Did not affect academic performance	2	50	0	0	0	0	3	12.5
2 Negatively impacted performance in a class	2	50	16	84	0	0	18	75.0
3 Delayed progress towards degree	0	0	3	16	0	0	3	12.5
Valid responses =	4	17	19	79	0	0	24	3.3

Invalid responses include no response.

63B6) Within the last 12 months, to what extent did the following negatively affect your academic performance?

(only includes students who have been diagnosed within the last 12 months)

Gonorrhea

	Male		Female		Unknown		Total Freq.	Pct.
	Freq.	Pct.	Freq.	Pct.	Freq.	Pct.		
1 Did not affect academic performance	2	100	1	100	0	0	3	100.0
2 Negatively impacted performance in a class	0	0	0	0	0	0	0	0.0
3 Delayed progress towards degree	0	0	0	0	0	0	0	0.0
Valid responses =	2	67	1	33	0	0	3	0.4

Invalid responses include no response.

63B7) Within the last 12 months, to what extent did the following negatively affect your academic performance?

(only includes students who have been diagnosed within the last 12 months)

Flu (influenza) or flu-like illness

	Male		Female		Unknown		Total Freq.	Pct.
	Freq.	Pct.	Freq.	Pct.	Freq.	Pct.		
1 Did not affect academic performance	18	78	19	61	0	0	37	63.8
2 Negatively impacted performance in a class	4	17	12	39	0	0	20	34.5
3 Delayed progress towards degree	1	4	0	0	0	0	1	1.7
Valid responses =	23	40	31	53	0	0	58	8.0

Invalid responses include no response.

63B8) Within the last 12 months, to what extent did the following negatively affect your academic performance?

(only includes students who have been diagnosed within the last 12 months)

Mumps

	Male		Female		Unknown		Total Freq.	Pct.
	Freq.	Pct.	Freq.	Pct.	Freq.	Pct.		
1 Did not affect academic performance	0	0	1	100	0	0	1	100.0
2 Negatively impacted performance in a class	0	0	0	0	0	0	0	0.0
3 Delayed progress towards degree	0	0	0	0	0	0	0	0.0
Valid responses =	0	0	1	100	0	0	1	0.1

Invalid responses include no response.

63B9) Within the last 12 months, to what extent did the following negatively affect your academic performance?

(only includes students who have been diagnosed within the last 12 months)

Mononucleosis (mono)

	Male		Female		Unknown		Total Freq.	Pct.
	Freq.	Pct.	Freq.	Pct.	Freq.	Pct.		
1 Did not affect academic performance	0	0	3	38	0	0	3	37.5
2 Negatively impacted performance in a class	0	0	4	50	0	0	4	50.0
3 Delayed progress towards degree	0	0	1	13	0	0	1	12.5
Valid responses =	0	0	8	100	0	0	8	1.1

Invalid responses include no response.

63B10) Within the last 12 months, to what extent did the following negatively affect your academic performance?

(only includes students who have been diagnosed within the last 12 months)

Orthopedic injury (for example: broken bone, fracture, sprain, bursitis, tendinitis, or ligament injury)

	Male		Female		Unknown		Total Freq.	Pct.
	Freq.	Pct.	Freq.	Pct.	Freq.	Pct.		
1 Did not affect academic performance	13	81	37	67	0	0	52	69.3
2 Negatively impacted performance in a class	2	13	17	31	0	0	20	26.7
3 Delayed progress towards degree	1	6	1	2	0	0	3	4.0
Valid responses =	16	21	55	73	0	0	75	10.3

Invalid responses include no response.



AMERICAN COLLEGE HEALTH ASSOCIATION

American College Health Association-National College Health Assessment (ACHA-NCHA III)
Institutional Data Report - Fall 2020 UNIVERSITY OF IDAHO

American College Health Association
8455 Colesville Road, Suite 740
Silver Spring, MD 20910
(410) 859-1500
www.acha.org

December 1, 2020
FREQUENCY REPORT
Number of Surveys (n) =

727 Web Surveys

63B11) Within the last 12 months, to what extent did the following negatively affect your academic performance?

(only includes students who have been diagnosed within the last 12 months)

Pelvic Inflammatory Disease

	Male		Female		Unknown		Total Freq.	Pct.	
	Freq.	Pct.	Freq.	Pct.	Freq.	Pct.			
1 Did not affect academic performance	0	0	1	50	0	0	2	66.7	
2 Negatively impacted performance in a class	0	0	0	0	0	0	0	0.0	
3 Delayed progress towards degree	0	0	1	50	0	0	1	33.3	
Valid responses =	0	0	2	67	0	0	3	0.4	

Invalid responses include no response.

63B12) Within the last 12 months, to what extent did the following negatively affect your academic performance?

(only includes students who have been diagnosed within the last 12 months)

Pneumonia

	Male		Female		Unknown		Total Freq.	Pct.	
	Freq.	Pct.	Freq.	Pct.	Freq.	Pct.			
1 Did not affect academic performance	1	100	4	44	0	0	5	50.0	
2 Negatively impacted performance in a class	0	0	5	56	0	0	5	50.0	
3 Delayed progress towards degree	0	0	0	0	0	0	0	0.0	
Valid responses =	1	10	9	90	0	0	10	1.4	

Invalid responses include no response.

63B13) Within the last 12 months, to what extent did the following negatively affect your academic performance?

(only includes students who have been diagnosed within the last 12 months)

Shingles

	Male		Female		Unknown		Total Freq.	Pct.	
	Freq.	Pct.	Freq.	Pct.	Freq.	Pct.			
1 Did not affect academic performance	1	50	2	100	0	0	3	75.0	
2 Negatively impacted performance in a class	1	50	0	0	0	0	1	25.0	
3 Delayed progress towards degree	0	0	0	0	0	0	0	0.0	
Valid responses =	2	50	2	50	0	0	4	0.6	

Invalid responses include no response.

63B14) Within the last 12 months, to what extent did the following negatively affect your academic performance?

(only includes students who have been diagnosed within the last 12 months)

Stomach or GI virus or bug, food poisoning, or gastritis

	Male		Female		Unknown		Total Freq.	Pct.	
	Freq.	Pct.	Freq.	Pct.	Freq.	Pct.			
1 Did not affect academic performance	9	64	18	45	0	0	29	50.0	
2 Negatively impacted performance in a class	5	36	20	50	0	0	27	46.6	
3 Delayed progress towards degree	0	0	2	5	0	0	2	3.4	
Valid responses =	14	24	40	69	0	0	58	8.0	

Invalid responses include no response.

63B15) Within the last 12 months, to what extent did the following negatively affect your academic performance?

(only includes students who have been diagnosed within the last 12 months)

Urinary tract infection

	Male		Female		Unknown		Total Freq.	Pct.	
	Freq.	Pct.	Freq.	Pct.	Freq.	Pct.			
1 Did not affect academic performance	1	100	61	79	0	0	63	78.8	
2 Negatively impacted performance in a class	0	0	15	20	0	0	16	20.0	
3 Delayed progress towards degree	0	0	1	1	0	0	1	1.3	
Valid responses =	1	1	77	96	0	0	80	11.0	

Invalid responses include no response.

63B16) Within the last 12 months, to what extent did the following negatively affect your academic performance?

(only includes students who have been diagnosed within the last 12 months)

Other short-term, temporary illness not listed above

	Male		Female		Unknown		Total Freq.	Pct.	
	Freq.	Pct.	Freq.	Pct.	Freq.	Pct.			
1 Did not affect academic performance	5	83	8	62	0	0	14	63.6	
2 Negatively impacted performance in a class	1	17	4	31	0	0	7	31.8	
3 Delayed progress towards degree	0	0	1	8	0	0	1	4.5	
Valid responses =	6	27	13	59	0	0	22	3.0	

Invalid responses include no response.

64) Have you ever been tested for HIV?

	Male		Female		Unknown		Total Freq.	Pct.	
	Freq.	Pct.	Freq.	Pct.	Freq.	Pct.			
1 Yes, within the last 12 months	21	9	41	9	1	100	65	9.0	
2 Yes, more than 12 months ago	17	7	45	10	0	0	68	9.4	
3 No	185	76	323	71	0	0	522	72.4	
4 Unsure	19	8	45	10	0	0	66	9.2	
Valid responses =	242	34	454	63	1	0	721	99.2	

Invalid responses include no response.



AMERICAN COLLEGE HEALTH ASSOCIATION

American College Health Association-National College Health Assessment (ACHA-NCHA III)
Institutional Data Report - Fall 2020

American College Health Association
8455 Colesville Road, Suite 740
Silver Spring, MD 20910
(410) 859-1500
www.acha.org

UNIVERSITY OF IDAHO
December 1, 2020
FREQUENCY REPORT
Number of Surveys (n) =

727 Web Surveys

65A1) Have you ever been diagnosed by a healthcare or mental health professional with any of the following ongoing or chronic conditions?

Acne

	Male		Female		Unknown		Total		Pct.
	Freq.	Pct.	Freq.	Pct.	Freq.	Pct.	Freq.	Pct.	
1 No	193	81	309	68	1	100	522	72.6	
2 Yes	46	19	146	32	0	0	197	27.4	
Valid responses =	239	33	455	63	1	0	719	98.9	

Invalid responses include no response.

65A2) Have you ever been diagnosed by a healthcare or mental health professional with any of the following ongoing or chronic conditions?

ADD/ADHD - Attention Deficit/Hyperactivity Disorder

	Male		Female		Unknown		Total		Pct.
	Freq.	Pct.	Freq.	Pct.	Freq.	Pct.	Freq.	Pct.	
1 No	224	93	416	92	1	100	660	91.8	
2 Yes	17	7	37	8	0	0	59	8.2	
Valid responses =	241	34	453	63	1	0	719	98.9	

Invalid responses include no response.

65A3) Have you ever been diagnosed by a healthcare or mental health professional with any of the following ongoing or chronic conditions?

Alcohol or Other Drug-Related Abuse or Addiction

	Male		Female		Unknown		Total		Pct.
	Freq.	Pct.	Freq.	Pct.	Freq.	Pct.	Freq.	Pct.	
1 No	237	98	451	99	1	100	713	98.9	
2 Yes	4	2	4	1	0	0	8	1.1	
Valid responses =	241	33	455	63	1	0	721	99.2	

Invalid responses include no response.

65A4) Have you ever been diagnosed by a healthcare or mental health professional with any of the following ongoing or chronic conditions?

Allergies - food allergy

	Male		Female		Unknown		Total		Pct.
	Freq.	Pct.	Freq.	Pct.	Freq.	Pct.	Freq.	Pct.	
1 No	227	95	383	85	1	100	632	88.0	
2 Yes	13	5	70	16	0	0	86	12.0	
Valid responses =	240	33	453	63	1	0	718	98.8	

Invalid responses include no response.

65A5) Have you ever been diagnosed by a healthcare or mental health professional with any of the following ongoing or chronic conditions?

Allergies - animals/pets

	Male		Female		Unknown		Total		Pct.
	Freq.	Pct.	Freq.	Pct.	Freq.	Pct.	Freq.	Pct.	
1 No	218	91	397	87	1	100	638	88.9	
2 Yes	21	9	57	13	0	0	80	11.1	
Valid responses =	239	33	454	63	1	0	718	98.8	

Invalid responses include no response.

65A6) Have you ever been diagnosed by a healthcare or mental health professional with any of the following ongoing or chronic conditions?

Allergies - environmental (for example: pollen, grass, dust, mold)

	Male		Female		Unknown		Total		Pct.
	Freq.	Pct.	Freq.	Pct.	Freq.	Pct.	Freq.	Pct.	
1 No	188	78	310	68	1	100	513	71.3	
2 Yes	53	22	143	32	0	0	206	28.7	
Valid responses =	241	34	453	63	1	0	719	98.9	

Invalid responses include no response.

65A7) Have you ever been diagnosed by a healthcare or mental health professional with any of the following ongoing or chronic conditions?

Anxiety (for example: Generalized Anxiety, Social Anxiety, Panic Disorder, Specific Phobia)

	Male		Female		Unknown		Total		Pct.
	Freq.	Pct.	Freq.	Pct.	Freq.	Pct.	Freq.	Pct.	
1 No	206	86	299	66	1	100	513	71.2	
2 Yes	35	15	156	34	0	0	208	28.8	
Valid responses =	241	33	455	63	1	0	721	99.2	

Invalid responses include no response.

65A8) Have you ever been diagnosed by a healthcare or mental health professional with any of the following ongoing or chronic conditions?

Asthma

	Male		Female		Unknown		Total		Pct.
	Freq.	Pct.	Freq.	Pct.	Freq.	Pct.	Freq.	Pct.	
1 No	213	88	387	85	1	100	619	86.0	
2 Yes	28	12	67	15	0	0	101	14.0	
Valid responses =	241	33	454	63	1	0	720	99.0	

Invalid responses include no response.



AMERICAN COLLEGE HEALTH ASSOCIATION

American College Health Association-National College Health Assessment (ACHA-NCHA III)
Institutional Data Report - Fall 2020 UNIVERSITY OF IDAHO

American College Health Association
8455 Colesville Road, Suite 740
Silver Spring, MD 20910
(410) 859-1500
www.acha.org

December 1, 2020
FREQUENCY REPORT
Number of Surveys (n) =

727 Web Surveys

65A9) Have you ever been diagnosed by a healthcare or mental health professional with any of the following ongoing or chronic conditions?

Autism spectrum

	Male		Female		Unknown		Total	
	Freq.	Pct.	Freq.	Pct.	Freq.	Pct.	Freq.	Pct.
1 No	233	97	449	99	1	100	703	97.8
2 Yes	7	3	5	1	0	0	16	2.2
Valid responses =	240	33	454	63	1	0	719	98.9

Invalid responses include no response.

65A10) Have you ever been diagnosed by a healthcare or mental health professional with any of the following ongoing or chronic conditions?

Bipolar and Related Conditions (for example: Bipolar I, II, Hypomanic Episode)

	Male		Female		Unknown		Total	
	Freq.	Pct.	Freq.	Pct.	Freq.	Pct.	Freq.	Pct.
1 No	238	99	445	98	1	100	704	97.6
2 Yes	3	1	10	2	0	0	17	2.4
Valid responses =	241	33	455	63	1	0	721	99.2

Invalid responses include no response.

65A11) Have you ever been diagnosed by a healthcare or mental health professional with any of the following ongoing or chronic conditions?

Borderline Personality Disorder (BPD), Avoidant Personality, Dependent Personality, or another personality disorder

	Male		Female		Unknown		Total	
	Freq.	Pct.	Freq.	Pct.	Freq.	Pct.	Freq.	Pct.
1 No	240	100	449	99	1	100	712	98.8
2 Yes	1	0	6	1	0	0	9	1.2
Valid responses =	241	33	455	63	1	0	721	99.2

Invalid responses include no response.

65A12) Have you ever been diagnosed by a healthcare or mental health professional with any of the following ongoing or chronic conditions?

Cancer

	Male		Female		Unknown		Total	
	Freq.	Pct.	Freq.	Pct.	Freq.	Pct.	Freq.	Pct.
1 No	239	100	453	100	1	100	717	99.6
2 Yes	1	0	2	0	0	0	3	0.4
Valid responses =	240	33	455	63	1	0	720	99.0

Invalid responses include no response.

65A13) Have you ever been diagnosed by a healthcare or mental health professional with any of the following ongoing or chronic conditions?

Celiac disease

	Male		Female		Unknown		Total	
	Freq.	Pct.	Freq.	Pct.	Freq.	Pct.	Freq.	Pct.
1 No	239	100	447	99	1	100	717	99.0
2 Yes	0	0	6	1	0	0	7	1.0
Valid responses =	239	33	453	63	1	0	717	98.6

Invalid responses include no response.

65A14) Have you ever been diagnosed by a healthcare or mental health professional with any of the following ongoing or chronic conditions?

Chronic pain (for example: back or joint pain, arthritis, nerve pain)

	Male		Female		Unknown		Total	
	Freq.	Pct.	Freq.	Pct.	Freq.	Pct.	Freq.	Pct.
1 No	234	97	419	92	1	100	671	93.2
2 Yes	7	3	36	8	0	0	49	6.8
Valid responses =	241	33	455	63	1	0	720	99.0

Invalid responses include no response.

65A15) Have you ever been diagnosed by a healthcare or mental health professional with any of the following ongoing or chronic conditions?

Depression (for example: Major depression, persistent depressive disorder, disruptive mood disorder)

	Male		Female		Unknown		Total	
	Freq.	Pct.	Freq.	Pct.	Freq.	Pct.	Freq.	Pct.
1 No	204	85	332	73	1	100	543	75.7
2 Yes	35	15	121	27	0	0	174	24.3
Valid responses =	239	33	453	63	1	0	717	98.6

Invalid responses include no response.

65A16) Have you ever been diagnosed by a healthcare or mental health professional with any of the following ongoing or chronic conditions?

Diabetes or pre-diabetes/insulin resistance

	Male		Female		Unknown		Total	
	Freq.	Pct.	Freq.	Pct.	Freq.	Pct.	Freq.	Pct.
1 No	236	98	446	98	1	100	706	98.1
2 Yes	4	2	9	2	0	0	14	1.9
Valid responses =	240	33	455	63	1	0	720	99.0

Invalid responses include no response.



AMERICAN COLLEGE HEALTH ASSOCIATION

American College Health Association-National College Health Assessment (ACHA-NCHA III)

Institutional Data Report - Fall 2020

UNIVERSITY OF IDAHO

American College Health Association

December 1, 2020

8455 Colesville Road, Suite 740

FREQUENCY REPORT

Silver Spring, MD 20910

Number of Surveys (n) =

(410) 859-1500

727

Web

Surveys

www.acha.org

**65A17) Have you ever been diagnosed by a healthcare or mental health professional with any of the following ongoing or chronic conditions?
Eating Disorders (for example: Anorexia Nervosa, Bulimia Nervosa, Binge-Eating)**

	Male		Female		Unknown		Total	
	Freq.	Pct.	Freq.	Pct.	Freq.	Pct.	Freq.	Pct.
1 No	239	99	437	96	1	100	697	96.7
2 Yes	2	1	18	4	0	0	24	3.3
Valid responses =	241	33	455	63	1	0	721	99.2

Invalid responses include no response.

**65A18) Have you ever been diagnosed by a healthcare or mental health professional with any of the following ongoing or chronic conditions?
Endometriosis**

	Male		Female		Unknown		Total	
	Freq.	Pct.	Freq.	Pct.	Freq.	Pct.	Freq.	Pct.
1 No	240	100	434	96	1	100	698	97.1
2 Yes	0	0	20	4	0	0	21	2.9
Valid responses =	240	33	454	63	1	0	719	98.9

Invalid responses include no response.

**65A19) Have you ever been diagnosed by a healthcare or mental health professional with any of the following ongoing or chronic conditions?
Gambling Disorder**

	Male		Female		Unknown		Total	
	Freq.	Pct.	Freq.	Pct.	Freq.	Pct.	Freq.	Pct.
1 No	240	100	454	100	1	100	719	100.0
2 Yes	0	0	0	0	0	0	0	0.0
Valid responses =	240	33	454	63	1	0	719	98.9

Invalid responses include no response.

**65A20) Have you ever been diagnosed by a healthcare or mental health professional with any of the following ongoing or chronic conditions?
Genital herpes**

	Male		Female		Unknown		Total	
	Freq.	Pct.	Freq.	Pct.	Freq.	Pct.	Freq.	Pct.
1 No	238	100	449	99	1	100	712	99.4
2 Yes	1	0	3	1	0	0	4	0.6
Valid responses =	239	33	452	63	1	0	716	98.5

Invalid responses include no response.

**65A21) Have you ever been diagnosed by a healthcare or mental health professional with any of the following ongoing or chronic conditions?
Gastroesophageal Reflux Disease (GERD) or acid reflux**

	Male		Female		Unknown		Total	
	Freq.	Pct.	Freq.	Pct.	Freq.	Pct.	Freq.	Pct.
1 No	232	96	432	95	1	100	689	95.8
2 Yes	9	4	21	5	0	0	30	4.2
Valid responses =	241	34	453	63	1	0	719	98.9

Invalid responses include no response.

**65A22) Have you ever been diagnosed by a healthcare or mental health professional with any of the following ongoing or chronic conditions?
Heart & vascular disorders (for example: atrial fibrillation or other cardiac arrhythmia, mitral valve prolapse or other valvular heart disease, congenital heart condition)**

	Male		Female		Unknown		Total	
	Freq.	Pct.	Freq.	Pct.	Freq.	Pct.	Freq.	Pct.
1 No	233	98	446	98	1	100	702	97.8
2 Yes	6	3	9	2	0	0	16	2.2
Valid responses =	239	33	455	63	1	0	718	98.8

Invalid responses include no response.

**65A23) Have you ever been diagnosed by a healthcare or mental health professional with any of the following ongoing or chronic conditions?
Hepatitis B or C**

	Male		Female		Unknown		Total	
	Freq.	Pct.	Freq.	Pct.	Freq.	Pct.	Freq.	Pct.
1 No	241	100	453	100	1	100	718	99.7
2 Yes	0	0	1	0	0	0	2	0.3
Valid responses =	241	33	454	63	1	0	720	99.0

Invalid responses include no response.

**65A24) Have you ever been diagnosed by a healthcare or mental health professional with any of the following ongoing or chronic conditions?
High blood pressure (hypertension)**

	Male		Female		Unknown		Total	
	Freq.	Pct.	Freq.	Pct.	Freq.	Pct.	Freq.	Pct.
1 No	237	98	448	99	1	100	707	98.1
2 Yes	4	2	7	2	0	0	14	1.9
Valid responses =	241	33	455	63	1	0	721	99.2

Invalid responses include no response.



AMERICAN COLLEGE HEALTH ASSOCIATION

American College Health Association-National College Health Assessment (ACHA-NCHA III)

Institutional Data Report - Fall 2020

UNIVERSITY OF IDAHO

American College Health Association

December 1, 2020

8455 Colesville Road, Suite 740

FREQUENCY REPORT

Silver Spring, MD 20910

Number of Surveys (n) =

727

Web

Surveys

(410) 859-1500

www.acha.org

65A25) Have you ever been diagnosed by a healthcare or mental health professional with any of the following ongoing or chronic conditions?

High cholesterol (hyperlipidemia)

	Male		Female		Unknown		Total	
	Freq.	Pct.	Freq.	Pct.	Freq.	Pct.	Freq.	Pct.
1 No	235	98	446	99	1	100	705	98.3
2 Yes	5	2	6	1	0	0	12	1.7
Valid responses =	240	33	452	63	1	0	717	98.6

Invalid responses include no response.

65A26) Have you ever been diagnosed by a healthcare or mental health professional with any of the following ongoing or chronic conditions?

HIV or AIDS

	Male		Female		Unknown		Total	
	Freq.	Pct.	Freq.	Pct.	Freq.	Pct.	Freq.	Pct.
1 No	241	100	453	100	1	100	719	99.9
2 Yes	0	0	1	0	0	0	1	0.1
Valid responses =	241	33	454	63	1	0	720	99.0

Invalid responses include no response.

65A27) Have you ever been diagnosed by a healthcare or mental health professional with any of the following ongoing or chronic conditions?

Human papillomavirus (HPV) or genital warts

	Male		Female		Unknown		Total	
	Freq.	Pct.	Freq.	Pct.	Freq.	Pct.	Freq.	Pct.
1 No	239	99	449	99	1	100	713	98.9
2 Yes	2	1	6	1	0	0	8	1.1
Valid responses =	241	33	455	63	1	0	721	99.2

Invalid responses include no response.

65A28) Have you ever been diagnosed by a healthcare or mental health professional with any of the following ongoing or chronic conditions?

Insomnia

	Male		Female		Unknown		Total	
	Freq.	Pct.	Freq.	Pct.	Freq.	Pct.	Freq.	Pct.
1 No	234	97	427	94	1	100	678	94.0
2 Yes	7	3	28	6	0	0	43	6.0
Valid responses =	241	33	455	63	1	0	721	99.2

Invalid responses include no response.

65A29) Have you ever been diagnosed by a healthcare or mental health professional with any of the following ongoing or chronic conditions?

Irritable bowel syndrome (spastic colon or spastic bowel)

	Male		Female		Unknown		Total	
	Freq.	Pct.	Freq.	Pct.	Freq.	Pct.	Freq.	Pct.
1 No	238	99	432	95	1	100	694	96.5
2 Yes	3	1	21	5	0	0	25	3.5
Valid responses =	241	34	453	63	1	0	719	98.9

Invalid responses include no response.

65A30) Have you ever been diagnosed by a healthcare or mental health professional with any of the following ongoing or chronic conditions?

Migraine headaches

	Male		Female		Unknown		Total	
	Freq.	Pct.	Freq.	Pct.	Freq.	Pct.	Freq.	Pct.
1 No	228	95	386	86	1	100	632	88.4
2 Yes	12	5	64	14	0	0	83	11.6
Valid responses =	240	34	450	63	1	0	715	98.3

Invalid responses include no response.

65A31) Have you ever been diagnosed by a healthcare or mental health professional with any of the following ongoing or chronic conditions?

Obsessive-Compulsive and Related Conditions (for example: OCD, Body Dysmorphia, Hoarding, Trichotillomania, other body-focused repetitive behavior disorders)

	Male		Female		Unknown		Total	
	Freq.	Pct.	Freq.	Pct.	Freq.	Pct.	Freq.	Pct.
1 No	235	98	431	95	1	100	690	96.1
2 Yes	5	2	22	5	0	0	28	3.9
Valid responses =	240	33	453	63	1	0	718	98.8

Invalid responses include no response.

65A32) Have you ever been diagnosed by a healthcare or mental health professional with any of the following ongoing or chronic conditions?

Polycystic Ovarian Syndrome (PCOS)

	Male		Female		Unknown		Total	
	Freq.	Pct.	Freq.	Pct.	Freq.	Pct.	Freq.	Pct.
1 No	238	100	436	96	1	100	697	97.3
2 Yes	0	0	17	4	0	0	19	2.7
Valid responses =	238	33	453	63	1	0	716	98.5

Invalid responses include no response.



AMERICAN COLLEGE HEALTH ASSOCIATION

American College Health Association-National College Health Assessment (ACHA-NCHA III)
Institutional Data Report - Fall 2020 UNIVERSITY OF IDAHO

American College Health Association
8455 Colesville Road, Suite 740
Silver Spring, MD 20910
(410) 859-1500
www.acha.org

December 1, 2020
FREQUENCY REPORT
Number of Surveys (n) =

727 Web Surveys

**65A33) Have you ever been diagnosed by a healthcare or mental health professional with any of the following ongoing or chronic conditions?
PTSD (Posttraumatic Stress Disorder), Acute Stress Disorder, Adjustment Disorder, or another trauma- or stressor-related condition**

	Male		Female		Unknown		Total		Pct.
	Freq.	Pct.	Freq.	Pct.	Freq.	Pct.	Freq.	Pct.	
1 No	236	98	420	93	1	100	676	94.0	
2 Yes	4	2	34	8	0	0	43	6.0	
Valid responses =	240	33	454	63	1	0	719	98.9	

Invalid responses include no response.

**65A34) Have you ever been diagnosed by a healthcare or mental health professional with any of the following ongoing or chronic conditions?
Schizophrenia and Other Psychotic Conditions (for example: Schizophrenia, Schizoaffective Disorder, Schizophreniform Disorder, Delusional Disorder)**

	Male		Female		Unknown		Total		Pct.
	Freq.	Pct.	Freq.	Pct.	Freq.	Pct.	Freq.	Pct.	
1 No	241	100	450	100	1	100	714	99.4	
2 Yes	0	0	2	0	0	0	4	0.6	
Valid responses =	241	34	452	63	1	0	718	98.8	

Invalid responses include no response.

**65A35) Have you ever been diagnosed by a healthcare or mental health professional with any of the following ongoing or chronic conditions?
Sleep Apnea**

	Male		Female		Unknown		Total		Pct.
	Freq.	Pct.	Freq.	Pct.	Freq.	Pct.	Freq.	Pct.	
1 No	237	99	448	99	1	100	708	98.6	
2 Yes	3	1	5	1	0	0	10	1.4	
Valid responses =	240	33	453	63	1	0	718	98.8	

Invalid responses include no response.

**65A36) Have you ever been diagnosed by a healthcare or mental health professional with any of the following ongoing or chronic conditions?
Thyroid condition or disorder**

	Male		Female		Unknown		Total		Pct.
	Freq.	Pct.	Freq.	Pct.	Freq.	Pct.	Freq.	Pct.	
1 No	240	100	438	97	1	100	702	97.9	
2 Yes	1	0	13	3	0	0	15	2.1	
Valid responses =	241	34	451	63	1	0	717	98.6	

Invalid responses include no response.

**65A37) Have you ever been diagnosed by a healthcare or mental health professional with any of the following ongoing or chronic conditions?
Tourette's or other neurodevelopmental condition not already listed**

	Male		Female		Unknown		Total		Pct.
	Freq.	Pct.	Freq.	Pct.	Freq.	Pct.	Freq.	Pct.	
1 No	240	100	452	100	1	100	717	100.0	
2 Yes	0	0	0	0	0	0	0	0.0	
Valid responses =	240	33	452	63	1	0	717	98.6	

Invalid responses include no response.

**65A38) Have you ever been diagnosed by a healthcare or mental health professional with any of the following ongoing or chronic conditions?
Traumatic brain injury (TBI)**

	Male		Female		Unknown		Total		Pct.
	Freq.	Pct.	Freq.	Pct.	Freq.	Pct.	Freq.	Pct.	
1 No	237	99	446	99	1	100	706	98.5	
2 Yes	3	1	7	2	0	0	11	1.5	
Valid responses =	240	33	453	63	1	0	717	98.6	

Invalid responses include no response.

**65A39) Have you ever been diagnosed by a healthcare or mental health professional with any of the following ongoing or chronic conditions?
Urinary system disorder (for example: bladder or kidney disease, urinary reflux, interstitial cystitis)**

	Male		Female		Unknown		Total		Pct.
	Freq.	Pct.	Freq.	Pct.	Freq.	Pct.	Freq.	Pct.	
1 No	240	100	439	97	1	100	703	98.2	
2 Yes	1	0	12	3	0	0	13	1.8	
Valid responses =	241	34	451	63	1	0	716	98.5	

Invalid responses include no response.

**65A40) Have you ever been diagnosed by a healthcare or mental health professional with any of the following ongoing or chronic conditions?
Other ongoing or chronic condition not listed above**

	Male		Female		Unknown		Total		Pct.
	Freq.	Pct.	Freq.	Pct.	Freq.	Pct.	Freq.	Pct.	
1 No	224	97	402	94	1	100	646	94.7	
2 Yes	7	3	24	6	0	0	36	5.3	
Valid responses =	231	34	426	62	1	0	682	93.8	

Invalid responses include no response.



AMERICAN COLLEGE HEALTH ASSOCIATION

American College Health Association-National College Health Assessment (ACHA-NCHA III)
Institutional Data Report - Fall 2020 UNIVERSITY OF IDAHO

American College Health Association
8455 Colesville Road, Suite 740
Silver Spring, MD 20910
(410) 859-1500
www.acha.org

December 1, 2020
FREQUENCY REPORT
Number of Surveys (n) =

727 Web Surveys

65B1) Please indicate in which of the following categories you have an other ongoing or chronic condition that has been diagnosed by a healthcare or mental health professional. (only includes students that selected having an other ongoing or chronic condition not listed above)
Allergic & immunologic disorder

	Male		Female		Unknown		Total		Pct.
	Freq.	Pct.	Freq.	Pct.	Freq.	Pct.	Freq.	Pct.	
1 No	6	86	19	79	0	0	28	77.8	
2 Yes	1	14	5	21	0	0	8	22.2	
Valid responses =	7	19	24	67	0	0	36	5.0	

Invalid responses include no response.

65B2) Please indicate in which of the following categories you have an other ongoing or chronic condition that has been diagnosed by a healthcare or mental health professional. (only includes students that selected having an other ongoing or chronic condition not listed above)
Autoimmune disorder

	Male		Female		Unknown		Total		Pct.
	Freq.	Pct.	Freq.	Pct.	Freq.	Pct.	Freq.	Pct.	
1 No	6	86	17	71	0	0	26	72.2	
2 Yes	1	14	7	29	0	0	10	27.8	
Valid responses =	7	19	24	67	0	0	36	5.0	

Invalid responses include no response.

65B3) Please indicate in which of the following categories you have an other ongoing or chronic condition that has been diagnosed by a healthcare or mental health professional. (only includes students that selected having an other ongoing or chronic condition not listed above)
Blood disorder

	Male		Female		Unknown		Total		Pct.
	Freq.	Pct.	Freq.	Pct.	Freq.	Pct.	Freq.	Pct.	
1 No	7	100	21	88	0	0	32	88.9	
2 Yes	0	0	3	13	0	0	4	11.1	
Valid responses =	7	19	24	67	0	0	36	5.0	

Invalid responses include no response.

65B4) Please indicate in which of the following categories you have an other ongoing or chronic condition that has been diagnosed by a healthcare or mental health professional. (only includes students that selected having an other ongoing or chronic condition not listed above)
Brain & nervous system disorder

	Male		Female		Unknown		Total		Pct.
	Freq.	Pct.	Freq.	Pct.	Freq.	Pct.	Freq.	Pct.	
1 No	7	100	20	83	0	0	31	86.1	
2 Yes	0	0	4	17	0	0	5	13.9	
Valid responses =	7	19	24	67	0	0	36	5.0	

Invalid responses include no response.

65B5) Please indicate in which of the following categories you have an other ongoing or chronic condition that has been diagnosed by a healthcare or mental health professional. (only includes students that selected having an other ongoing or chronic condition not listed above)
Hair, skin, nails disorder

	Male		Female		Unknown		Total		Pct.
	Freq.	Pct.	Freq.	Pct.	Freq.	Pct.	Freq.	Pct.	
1 No	7	100	23	96	0	0	35	97.2	
2 Yes	0	0	1	4	0	0	1	2.8	
Valid responses =	7	19	24	67	0	0	36	5.0	

Invalid responses include no response.

65B6) Please indicate in which of the following categories you have an other ongoing or chronic condition that has been diagnosed by a healthcare or mental health professional. (only includes students that selected having an other ongoing or chronic condition not listed above)
Digestive system disorder

	Male		Female		Unknown		Total		Pct.
	Freq.	Pct.	Freq.	Pct.	Freq.	Pct.	Freq.	Pct.	
1 No	6	86	21	88	0	0	31	86.1	
2 Yes	1	14	3	13	0	0	5	13.9	
Valid responses =	7	19	24	67	0	0	36	5.0	

Invalid responses include no response.

65B7) Please indicate in which of the following categories you have an other ongoing or chronic condition that has been diagnosed by a healthcare or mental health professional. (only includes students that selected having an other ongoing or chronic condition not listed above)
Endocrine system disorder

	Male		Female		Unknown		Total		Pct.
	Freq.	Pct.	Freq.	Pct.	Freq.	Pct.	Freq.	Pct.	
1 No	6	86	23	96	0	0	34	94.4	
2 Yes	1	14	1	4	0	0	2	5.6	
Valid responses =	7	19	24	67	0	0	36	5.0	

Invalid responses include no response.



AMERICAN COLLEGE HEALTH ASSOCIATION

American College Health Association-National College Health Assessment (ACHA-NCHA III)

Institutional Data Report - Fall 2020

UNIVERSITY OF IDAHO

American College Health Association

December 1, 2020

8455 Colesville Road, Suite 740

FREQUENCY REPORT

Silver Spring, MD 20910

Number of Surveys (n) =

(410) 859-1500

727

Web

Surveys

www.acha.org

65B8) Please indicate in which of the following categories you have an other ongoing or chronic condition that has been diagnosed by a healthcare or mental health professional. (only includes students that selected having an other ongoing or chronic condition not listed above)
Eye/ear/nose/throat disorder

	Male		Female		Unknown		Total		Pct.
	Freq.	Pct.	Freq.	Pct.	Freq.	Pct.	Freq.	Pct.	
1 No	6	86	23	96	0	0	34	94.4	
2 Yes	1	14	1	4	0	0	2	5.6	
Valid responses =	7	19	24	67	0	0	36	5.0	

Invalid responses include no response.

65B9) Please indicate in which of the following categories you have an other ongoing or chronic condition that has been diagnosed by a healthcare or mental health professional. (only includes students that selected having an other ongoing or chronic condition not listed above)
Heart & vascular disorder

	Male		Female		Unknown		Total		Pct.
	Freq.	Pct.	Freq.	Pct.	Freq.	Pct.	Freq.	Pct.	
1 No	6	86	24	100	0	0	35	97.2	
2 Yes	1	14	0	0	0	0	1	2.8	
Valid responses =	7	19	24	67	0	0	36	5.0	

Invalid responses include no response.

65B10) Please indicate in which of the following categories you have an other ongoing or chronic condition that has been diagnosed by a healthcare or mental health professional. (only includes students that selected having an other ongoing or chronic condition not listed above)
Infectious disease

	Male		Female		Unknown		Total		Pct.
	Freq.	Pct.	Freq.	Pct.	Freq.	Pct.	Freq.	Pct.	
1 No	7	100	24	100	0	0	36	100.0	
2 Yes	0	0	0	0	0	0	0	0.0	
Valid responses =	7	19	24	67	0	0	36	5.0	

Invalid responses include no response.

65B11) Please indicate in which of the following categories you have an other ongoing or chronic condition that has been diagnosed by a healthcare or mental health professional. (only includes students that selected having an other ongoing or chronic condition not listed above)
Mental health/psychological disorder

	Male		Female		Unknown		Total		Pct.
	Freq.	Pct.	Freq.	Pct.	Freq.	Pct.	Freq.	Pct.	
1 No	7	100	17	71	0	0	27	75.0	
2 Yes	0	0	7	29	0	0	9	25.0	
Valid responses =	7	19	24	67	0	0	36	5.0	

Invalid responses include no response.

65B12) Please indicate in which of the following categories you have an other ongoing or chronic condition that has been diagnosed by a healthcare or mental health professional. (only includes students that selected having an other ongoing or chronic condition not listed above)
Musculoskeletal disorder

	Male		Female		Unknown		Total		Pct.
	Freq.	Pct.	Freq.	Pct.	Freq.	Pct.	Freq.	Pct.	
1 No	7	100	22	92	0	0	33	91.7	
2 Yes	0	0	2	8	0	0	3	8.3	
Valid responses =	7	19	24	67	0	0	36	5.0	

Invalid responses include no response.

65B13) Please indicate in which of the following categories you have an other ongoing or chronic condition that has been diagnosed by a healthcare or mental health professional. (only includes students that selected having an other ongoing or chronic condition not listed above)
Reproductive system disorder

	Male		Female		Unknown		Total		Pct.
	Freq.	Pct.	Freq.	Pct.	Freq.	Pct.	Freq.	Pct.	
1 No	7	100	20	83	0	0	32	88.9	
2 Yes	0	0	4	17	0	0	4	11.1	
Valid responses =	7	19	24	67	0	0	36	5.0	

Invalid responses include no response.

65B14) Please indicate in which of the following categories you have an other ongoing or chronic condition that has been diagnosed by a healthcare or mental health professional. (only includes students that selected having an other ongoing or chronic condition not listed above)
Respiratory disorder

	Male		Female		Unknown		Total		Pct.
	Freq.	Pct.	Freq.	Pct.	Freq.	Pct.	Freq.	Pct.	
1 No	6	86	22	92	0	0	33	91.7	
2 Yes	1	14	2	8	0	0	3	8.3	
Valid responses =	7	19	24	67	0	0	36	5.0	

Invalid responses include no response.



AMERICAN COLLEGE HEALTH ASSOCIATION

American College Health Association-National College Health Assessment (ACHA-NCHA III)
Institutional Data Report - Fall 2020
 American College Health Association
 8455 Colesville Road, Suite 740
 Silver Spring, MD 20910
 (410) 859-1500
www.acha.org

UNIVERSITY OF IDAHO
 December 1, 2020
 FREQUENCY REPORT
 Number of Surveys (n) = 727 Web Surveys

65B15) Please indicate in which of the following categories you have an other ongoing or chronic condition that has been diagnosed by a healthcare or mental health professional. (only includes students that selected having an other ongoing or chronic condition not listed above)
Sleep-wake disorder

	Male		Female		Unknown		Total Freq.	Pct.
	Freq.	Pct.	Freq.	Pct.	Freq.	Pct.		
1 No	7	100	23	96	0	0	34	94.4
2 Yes	0	0	1	4	0	0	2	5.6
Valid responses =	7	19	24	67	0	0	36	5.0

Invalid responses include no response.

65B16) Please indicate in which of the following categories you have an other ongoing or chronic condition that has been diagnosed by a healthcare or mental health professional. (only includes students that selected having an other ongoing or chronic condition not listed above)
Urinary system disorder

	Male		Female		Unknown		Total Freq.	Pct.
	Freq.	Pct.	Freq.	Pct.	Freq.	Pct.		
1 No	7	100	23	96	0	0	35	97.2
2 Yes	0	0	1	4	0	0	1	2.8
Valid responses =	7	19	24	67	0	0	36	5.0

Invalid responses include no response.

65B17) Please indicate in which of the following categories you have an other ongoing or chronic condition that has been diagnosed by a healthcare or mental health professional. (only includes students that selected having an other ongoing or chronic condition not listed above)
Other ongoing or chronic condition not previously reported

	Male		Female		Unknown		Total Freq.	Pct.
	Freq.	Pct.	Freq.	Pct.	Freq.	Pct.		
1 No	3	60	15	71	0	0	22	73.3
2 Yes	2	40	6	29	0	0	8	26.7
Valid responses =	5	17	21	70	0	0	30	4.1

Invalid responses include no response.

65C1) Have you ever been diagnosed with any of the following ongoing or chronic allergic & immunologic disorders? (only includes students that selected having an ongoing/chronic allergic & immunologic disorder not listed above)
Anaphylaxis

	Male		Female		Unknown		Total Freq.	Pct.
	Freq.	Pct.	Freq.	Pct.	Freq.	Pct.		
1 No	1	100	5	100	0	0	8	100.0
2 Yes	0	0	0	0	0	0	0	0.0
Valid responses =	1	13	5	63	0	0	8	1.1

Invalid responses include no response.

65C2) Have you ever been diagnosed with any of the following ongoing or chronic allergic & immunologic disorders? (only includes students that selected having an ongoing/chronic allergic & immunologic disorder not listed above)
Medication allergy

	Male		Female		Unknown		Total Freq.	Pct.
	Freq.	Pct.	Freq.	Pct.	Freq.	Pct.		
1 No	0	0	5	100	0	0	7	87.5
2 Yes	1	100	0	0	0	0	1	12.5
Valid responses =	1	13	5	63	0	0	8	1.1

Invalid responses include no response.

65C3) Have you ever been diagnosed with any of the following ongoing or chronic allergic & immunologic disorders? (only includes students that selected having an ongoing/chronic allergic & immunologic disorder not listed above)
Latex allergy

	Male		Female		Unknown		Total Freq.	Pct.
	Freq.	Pct.	Freq.	Pct.	Freq.	Pct.		
1 No	1	100	5	100	0	0	8	100.0
2 Yes	0	0	0	0	0	0	0	0.0
Valid responses =	1	13	5	63	0	0	8	1.1

Invalid responses include no response.

65C4) Have you ever been diagnosed with any of the following ongoing or chronic allergic & immunologic disorders? (only includes students that selected having an ongoing/chronic allergic & immunologic disorder not listed above)
Insect/bee sting allergy

	Male		Female		Unknown		Total Freq.	Pct.
	Freq.	Pct.	Freq.	Pct.	Freq.	Pct.		
1 No	1	100	4	80	0	0	7	87.5
2 Yes	0	0	1	20	0	0	1	12.5
Valid responses =	1	13	5	63	0	0	8	1.1

Invalid responses include no response.



AMERICAN COLLEGE HEALTH ASSOCIATION

American College Health Association-National College Health Assessment (ACHA-NCHA III)
Institutional Data Report - Fall 2020
 American College Health Association
 8455 Colesville Road, Suite 740
 Silver Spring, MD 20910
 (410) 859-1500
www.acha.org

UNIVERSITY OF IDAHO
 December 1, 2020
 FREQUENCY REPORT
 Number of Surveys (n) = 727 Web Surveys

65C5) Have you ever been diagnosed with any of the following ongoing or chronic allergic & immunologic disorders?
 (only includes students that selected having an ongoing/chronic allergic & immunologic disorder not listed above)

Immune deficiency

	Male		Female		Unknown		Total Freq.	Pct.	
	Freq.	Pct.	Freq.	Pct.	Freq.	Pct.			
1 No	1	100	2	40	0	0	4	50.0	
2 Yes	0	0	3	60	0	0	4	50.0	
Valid responses =	1	13	5	63	0	0	8	1.1	

Invalid responses include no response.

65C6) Have you ever been diagnosed with any of the following ongoing or chronic allergic & immunologic disorders?
 (only includes students that selected having an ongoing/chronic allergic & immunologic disorder not listed above)

Other allergic or immunologic condition not previously reported

	Male		Female		Unknown		Total Freq.	Pct.	
	Freq.	Pct.	Freq.	Pct.	Freq.	Pct.			
1 No	1	100	4	80	0	0	7	87.5	
2 Yes	0	0	1	20	0	0	1	12.5	
Valid responses =	1	13	5	63	0	0	8	1.1	

Invalid responses include no response.

65D1) Have you ever been diagnosed with any of the following ongoing or chronic autoimmune disorders?
 (only includes students that selected having an ongoing/chronic autoimmune disorder not listed above)

Other allergic or immunologic condition

	Male		Female		Unknown		Total Freq.	Pct.	
	Freq.	Pct.	Freq.	Pct.	Freq.	Pct.			
1 No	1	100	6	86	0	0	9	90.0	
2 Yes	0	0	1	14	0	0	1	10.0	
Valid responses =	1	10	7	70	0	0	10	1.4	

Invalid responses include no response.

65D2) Have you ever been diagnosed with any of the following ongoing or chronic autoimmune disorders?
 (only includes students that selected having an ongoing/chronic autoimmune disorder not listed above)

Rheumatoid Arthritis

	Male		Female		Unknown		Total Freq.	Pct.	
	Freq.	Pct.	Freq.	Pct.	Freq.	Pct.			
1 No	1	100	7	100	0	0	9	90.0	
2 Yes	0	0	0	0	0	0	1	10.0	
Valid responses =	1	10	7	70	0	0	10	1.4	

Invalid responses include no response.

65D3) Have you ever been diagnosed with any of the following ongoing or chronic autoimmune disorders?
 (only includes students that selected having an ongoing/chronic autoimmune disorder not listed above)

Scleroderma

	Male		Female		Unknown		Total Freq.	Pct.	
	Freq.	Pct.	Freq.	Pct.	Freq.	Pct.			
1 No	1	100	7	100	0	0	10	100.0	
2 Yes	0	0	0	0	0	0	0	0.0	
Valid responses =	1	10	7	70	0	0	10	1.4	

Invalid responses include no response.

65D4) Have you ever been diagnosed with any of the following ongoing or chronic autoimmune disorders?
 (only includes students that selected having an ongoing/chronic autoimmune disorder not listed above)

Systemic Lupus Erythematosus

	Male		Female		Unknown		Total Freq.	Pct.	
	Freq.	Pct.	Freq.	Pct.	Freq.	Pct.			
1 No	1	100	7	100	0	0	10	100.0	
2 Yes	0	0	0	0	0	0	0	0.0	
Valid responses =	1	10	7	70	0	0	10	1.4	

Invalid responses include no response.

65D5) Have you ever been diagnosed with any of the following ongoing or chronic autoimmune disorders?
 (only includes students that selected having an ongoing/chronic autoimmune disorder not listed above)

Other autoimmune disorder not previously reported

	Male		Female		Unknown		Total Freq.	Pct.	
	Freq.	Pct.	Freq.	Pct.	Freq.	Pct.			
1 No	1	100	3	43	0	0	4	44.4	
2 Yes	0	0	4	57	0	0	5	55.6	
Valid responses =	1	11	7	78	0	0	9	1.2	

Invalid responses include no response.



AMERICAN COLLEGE HEALTH ASSOCIATION

American College Health Association-National College Health Assessment (ACHA-NCHA III)
Institutional Data Report - Fall 2020 UNIVERSITY OF IDAHO

American College Health Association
8455 Colesville Road, Suite 740
Silver Spring, MD 20910
(410) 859-1500
www.acha.org

December 1, 2020
FREQUENCY REPORT
Number of Surveys (n) =

727 Web Surveys

65E1) Have you ever been diagnosed with any of the following ongoing or chronic blood disorders?
(only includes students that selected having an ongoing/chronic blood disorder not listed above)

Anemia

	Male		Female		Unknown		Total Freq.	Pct.	
	Freq.	Pct.	Freq.	Pct.	Freq.	Pct.			
1 No	0	0	2	67	0	0	2	50.0	
2 Yes	0	0	1	33	0	0	2	50.0	
Valid responses =	0	0	3	75	0	0	4	0.6	

Invalid responses include no response.

65E2) Have you ever been diagnosed with any of the following ongoing or chronic blood disorders?
(only includes students that selected having an ongoing/chronic blood disorder not listed above)

Hemophilia

	Male		Female		Unknown		Total Freq.	Pct.	
	Freq.	Pct.	Freq.	Pct.	Freq.	Pct.			
1 No	0	0	3	100	0	0	4	100.0	
2 Yes	0	0	0	0	0	0	0	0.0	
Valid responses =	0	0	3	75	0	0	4	0.6	

Invalid responses include no response.

65E3) Have you ever been diagnosed with any of the following ongoing or chronic blood disorders?
(only includes students that selected having an ongoing/chronic blood disorder not listed above)

Hypercoagulable states

	Male		Female		Unknown		Total Freq.	Pct.	
	Freq.	Pct.	Freq.	Pct.	Freq.	Pct.			
1 No	0	0	3	100	0	0	4	100.0	
2 Yes	0	0	0	0	0	0	0	0.0	
Valid responses =	0	0	3	75	0	0	4	0.6	

Invalid responses include no response.

65E4) Have you ever been diagnosed with any of the following ongoing or chronic blood disorders?
(only includes students that selected having an ongoing/chronic blood disorder not listed above)

Platelet Conditions

	Male		Female		Unknown		Total Freq.	Pct.	
	Freq.	Pct.	Freq.	Pct.	Freq.	Pct.			
1 No	0	0	3	100	0	0	4	100.0	
2 Yes	0	0	0	0	0	0	0	0.0	
Valid responses =	0	0	3	75	0	0	4	0.6	

Invalid responses include no response.

65E5) Have you ever been diagnosed with any of the following ongoing or chronic blood disorders?
(only includes students that selected having an ongoing/chronic blood disorder not listed above)

Sickle Cell Disease

	Male		Female		Unknown		Total Freq.	Pct.	
	Freq.	Pct.	Freq.	Pct.	Freq.	Pct.			
1 No	0	0	3	100	0	0	4	100.0	
2 Yes	0	0	0	0	0	0	0	0.0	
Valid responses =	0	0	3	75	0	0	4	0.6	

Invalid responses include no response.

65E6) Have you ever been diagnosed with any of the following ongoing or chronic blood disorders?
(only includes students that selected having an ongoing/chronic blood disorder not listed above)

Other blood condition not previously reported

	Male		Female		Unknown		Total Freq.	Pct.	
	Freq.	Pct.	Freq.	Pct.	Freq.	Pct.			
1 No	0	0	1	33	0	0	2	50.0	
2 Yes	0	0	2	67	0	0	2	50.0	
Valid responses =	0	0	3	75	0	0	4	0.6	

Invalid responses include no response.

65F1) Have you ever been diagnosed with any of the following ongoing or chronic brain & nervous system disorders?
(only includes students that selected having an ongoing/chronic brain & nervous system disorder not listed above)

Cerebral Palsy

	Male		Female		Unknown		Total Freq.	Pct.	
	Freq.	Pct.	Freq.	Pct.	Freq.	Pct.			
1 No	0	0	4	100	0	0	5	100.0	
2 Yes	0	0	0	0	0	0	0	0.0	
Valid responses =	0	0	4	80	0	0	5	0.7	

Invalid responses include no response.



AMERICAN COLLEGE HEALTH ASSOCIATION

American College Health Association-National College Health Assessment (ACHA-NCHA III)
Institutional Data Report - Fall 2020 UNIVERSITY OF IDAHO

American College Health Association
8455 Colesville Road, Suite 740
Silver Spring, MD 20910
(410) 859-1500
www.acha.org

December 1, 2020
FREQUENCY REPORT
Number of Surveys (n) =

727 Web Surveys

65F2) Have you ever been diagnosed with any of the following ongoing or chronic brain & nervous system disorders?
(only includes students that selected having an ongoing/chronic brain & nervous system disorder not listed above)

Epilepsy

	Male		Female		Unknown		Total Freq.	Pct.
	Freq.	Pct.	Freq.	Pct.	Freq.	Pct.		
1 No	0	0	3	75	0	0	4	80.0
2 Yes	0	0	1	25	0	0	1	20.0
Valid responses =	0	0	4	80	0	0	5	0.7

Invalid responses include no response.

65F3) Have you ever been diagnosed with any of the following ongoing or chronic brain & nervous system disorders?
(only includes students that selected having an ongoing/chronic brain & nervous system disorder not listed above)

Seizure Conditions

	Male		Female		Unknown		Total Freq.	Pct.
	Freq.	Pct.	Freq.	Pct.	Freq.	Pct.		
1 No	0	0	3	75	0	0	4	80.0
2 Yes	0	0	1	25	0	0	1	20.0
Valid responses =	0	0	4	80	0	0	5	0.7

Invalid responses include no response.

65F4) Have you ever been diagnosed with any of the following ongoing or chronic brain & nervous system disorders?
(only includes students that selected having an ongoing/chronic brain & nervous system disorder not listed above)

Multiple Sclerosis

	Male		Female		Unknown		Total Freq.	Pct.
	Freq.	Pct.	Freq.	Pct.	Freq.	Pct.		
1 No	0	0	4	100	0	0	5	100.0
2 Yes	0	0	0	0	0	0	0	0.0
Valid responses =	0	0	4	80	0	0	5	0.7

Invalid responses include no response.

65F5) Have you ever been diagnosed with any of the following ongoing or chronic brain & nervous system disorders?
(only includes students that selected having an ongoing/chronic brain & nervous system disorder not listed above)

Other brain or nervous system condition not previously reported

	Male		Female		Unknown		Total Freq.	Pct.
	Freq.	Pct.	Freq.	Pct.	Freq.	Pct.		
1 No	0	0	2	67	0	0	3	75.0
2 Yes	0	0	1	33	0	0	1	25.0
Valid responses =	0	0	3	75	0	0	4	0.6

Invalid responses include no response.

65G1) Have you ever been diagnosed with any of the following ongoing or chronic hair, skin, nail disorders?
(only includes students that selected having an ongoing/chronic hair, skin, nail disorder not listed above)

Alopecia

	Male		Female		Unknown		Total Freq.	Pct.
	Freq.	Pct.	Freq.	Pct.	Freq.	Pct.		
1 No	0	0	1	100	0	0	1	100.0
2 Yes	0	0	0	0	0	0	0	0.0
Valid responses =	0	0	1	100	0	0	1	0.1

Invalid responses include no response.

65G2) Have you ever been diagnosed with any of the following ongoing or chronic hair, skin, nail disorders?
(only includes students that selected having an ongoing/chronic hair, skin, nail disorder not listed above)

Eczema

	Male		Female		Unknown		Total Freq.	Pct.
	Freq.	Pct.	Freq.	Pct.	Freq.	Pct.		
1 No	0	0	0	0	0	0	0	0.0
2 Yes	0	0	1	100	0	0	1	100.0
Valid responses =	0	0	1	100	0	0	1	0.1

Invalid responses include no response.

65G3) Have you ever been diagnosed with any of the following ongoing or chronic hair, skin, nail disorders?
(only includes students that selected having an ongoing/chronic hair, skin, nail disorder not listed above)

Hirsutism

	Male		Female		Unknown		Total Freq.	Pct.
	Freq.	Pct.	Freq.	Pct.	Freq.	Pct.		
1 No	0	0	1	100	0	0	1	100.0
2 Yes	0	0	0	0	0	0	0	0.0
Valid responses =	0	0	1	100	0	0	1	0.1

Invalid responses include no response.



AMERICAN COLLEGE HEALTH ASSOCIATION

American College Health Association-National College Health Assessment (ACHA-NCHA III)
Institutional Data Report - Fall 2020
 American College Health Association
 8455 Colesville Road, Suite 740
 Silver Spring, MD 20910
 (410) 859-1500
www.acha.org

UNIVERSITY OF IDAHO
 December 1, 2020
 FREQUENCY REPORT
 Number of Surveys (n) = 727 Web Surveys

65G4) Have you ever been diagnosed with any of the following ongoing or chronic hair, skin, nail disorders?
 (only includes students that selected having an ongoing/chronic hair, skin, nail disorder not listed above)
Hyperhidrosis

	Male		Female		Unknown		Total Freq.	Pct.
	Freq.	Pct.	Freq.	Pct.	Freq.	Pct.		
1 No	0	0	1	100	0	0	1	100.0
2 Yes	0	0	0	0	0	0	0	0.0
Valid responses =	0	0	1	100	0	0	1	0.1

Invalid responses include no response.

65G5) Have you ever been diagnosed with any of the following ongoing or chronic hair, skin, nail disorders?
 (only includes students that selected having an ongoing/chronic hair, skin, nail disorder not listed above)
Photodermatitis

	Male		Female		Unknown		Total Freq.	Pct.
	Freq.	Pct.	Freq.	Pct.	Freq.	Pct.		
1 No	0	0	1	100	0	0	1	100.0
2 Yes	0	0	0	0	0	0	0	0.0
Valid responses =	0	0	1	100	0	0	1	0.1

Invalid responses include no response.

65G6) Have you ever been diagnosed with any of the following ongoing or chronic hair, skin, nail disorders?
 (only includes students that selected having an ongoing/chronic hair, skin, nail disorder not listed above)
Psoriasis

	Male		Female		Unknown		Total Freq.	Pct.
	Freq.	Pct.	Freq.	Pct.	Freq.	Pct.		
1 No	0	0	0	0	0	0	0	0.0
2 Yes	0	0	1	100	0	0	1	100.0
Valid responses =	0	0	1	100	0	0	1	0.1

Invalid responses include no response.

65G7) Have you ever been diagnosed with any of the following ongoing or chronic hair, skin, nail disorders?
 (only includes students that selected having an ongoing/chronic hair, skin, nail disorder not listed above)
Vitiligo

	Male		Female		Unknown		Total Freq.	Pct.
	Freq.	Pct.	Freq.	Pct.	Freq.	Pct.		
1 No	0	0	1	100	0	0	1	100.0
2 Yes	0	0	0	0	0	0	0	0.0
Valid responses =	0	0	1	100	0	0	1	0.1

Invalid responses include no response.

65G8) Have you ever been diagnosed with any of the following ongoing or chronic hair, skin, nail disorders?
 (only includes students that selected having an ongoing/chronic hair, skin, nail disorder not listed above)
Other hair, skin, or nail condition not previously reported

	Male		Female		Unknown		Total Freq.	Pct.
	Freq.	Pct.	Freq.	Pct.	Freq.	Pct.		
1 No	0	0	1	100	0	0	1	100.0
2 Yes	0	0	0	0	0	0	0	0.0
Valid responses =	0	0	1	100	0	0	1	0.1

Invalid responses include no response.

65H1) Have you ever been diagnosed with any of the following ongoing or chronic digestive system disorders?
 (only includes students that selected having an ongoing/chronic digestive system disorder not listed above)
Crohn's Disease

	Male		Female		Unknown		Total Freq.	Pct.
	Freq.	Pct.	Freq.	Pct.	Freq.	Pct.		
1 No	1	100	3	100	0	0	4	80.0
2 Yes	0	0	0	0	0	0	1	20.0
Valid responses =	1	20	3	60	0	0	5	0.7

Invalid responses include no response.

65H2) Have you ever been diagnosed with any of the following ongoing or chronic digestive system disorders?
 (only includes students that selected having an ongoing/chronic digestive system disorder not listed above)
Diverticular Disease

	Male		Female		Unknown		Total Freq.	Pct.
	Freq.	Pct.	Freq.	Pct.	Freq.	Pct.		
1 No	1	100	3	100	0	0	5	100.0
2 Yes	0	0	0	0	0	0	0	0.0
Valid responses =	1	20	3	60	0	0	5	0.7

Invalid responses include no response.



AMERICAN COLLEGE HEALTH ASSOCIATION

American College Health Association-National College Health Assessment (ACHA-NCHA III)
Institutional Data Report - Fall 2020 UNIVERSITY OF IDAHO

American College Health Association
8455 Colesville Road, Suite 740
Silver Spring, MD 20910
(410) 859-1500
www.acha.org

December 1, 2020
FREQUENCY REPORT
Number of Surveys (n) =

727 Web Surveys

65H3) Have you ever been diagnosed with any of the following ongoing or chronic digestive system disorders?
(only includes students that selected having an ongoing/chronic digestive system disorder not listed above)

Esophageal Disease

	Male		Female		Unknown		Total Freq.	Pct.	
	Freq.	Pct.	Freq.	Pct.	Freq.	Pct.			
1 No	0	0	3	100	0	0	4	80.0	
2 Yes	1	100	0	0	0	0	1	20.0	
Valid responses =	1	20	3	60	0	0	5	0.7	

Invalid responses include no response.

65H4) Have you ever been diagnosed with any of the following ongoing or chronic digestive system disorders?
(only includes students that selected having an ongoing/chronic digestive system disorder not listed above)

Gallbladder Disease

	Male		Female		Unknown		Total Freq.	Pct.	
	Freq.	Pct.	Freq.	Pct.	Freq.	Pct.			
1 No	1	100	2	67	0	0	3	60.0	
2 Yes	0	0	1	33	0	0	2	40.0	
Valid responses =	1	20	3	60	0	0	5	0.7	

Invalid responses include no response.

65H5) Have you ever been diagnosed with any of the following ongoing or chronic digestive system disorders?
(only includes students that selected having an ongoing/chronic digestive system disorder not listed above)

Ulcerative Colitis

	Male		Female		Unknown		Total Freq.	Pct.	
	Freq.	Pct.	Freq.	Pct.	Freq.	Pct.			
1 No	1	100	2	67	0	0	3	60.0	
2 Yes	0	0	1	33	0	0	2	40.0	
Valid responses =	1	20	3	60	0	0	5	0.7	

Invalid responses include no response.

65H6) Have you ever been diagnosed with any of the following ongoing or chronic digestive system disorders?
(only includes students that selected having an ongoing/chronic digestive system disorder not listed above)

Other digestive system condition not previously reported

	Male		Female		Unknown		Total Freq.	Pct.	
	Freq.	Pct.	Freq.	Pct.	Freq.	Pct.			
1 No	1	100	3	100	0	0	5	100.0	
2 Yes	0	0	0	0	0	0	0	0.0	
Valid responses =	1	20	3	60	0	0	5	0.7	

Invalid responses include no response.

65J1) Have you ever been diagnosed with any of the following ongoing or chronic eye, ear, nose, throat disorders?
(only includes students that selected having an ongoing/chronic eye, ear, nose, throat disorder not listed above)

Hearing loss

	Male		Female		Unknown		Total Freq.	Pct.	
	Freq.	Pct.	Freq.	Pct.	Freq.	Pct.			
1 No	0	0	1	100	0	0	1	50.0	
2 Yes	1	100	0	0	0	0	1	50.0	
Valid responses =	1	50	1	50	0	0	2	0.3	

Invalid responses include no response.

65J2) Have you ever been diagnosed with any of the following ongoing or chronic eye, ear, nose, throat disorders?
(only includes students that selected having an ongoing/chronic eye, ear, nose, throat disorder not listed above)

Uveitis

	Male		Female		Unknown		Total Freq.	Pct.	
	Freq.	Pct.	Freq.	Pct.	Freq.	Pct.			
1 No	1	100	1	100	0	0	2	100.0	
2 Yes	0	0	0	0	0	0	0	0.0	
Valid responses =	1	50	1	50	0	0	2	0.3	

Invalid responses include no response.

65J3) Have you ever been diagnosed with any of the following ongoing or chronic eye, ear, nose, throat disorders?
(only includes students that selected having an ongoing/chronic eye, ear, nose, throat disorder not listed above)

Vertigo

	Male		Female		Unknown		Total Freq.	Pct.	
	Freq.	Pct.	Freq.	Pct.	Freq.	Pct.			
1 No	1	100	1	100	0	0	2	100.0	
2 Yes	0	0	0	0	0	0	0	0.0	
Valid responses =	1	50	1	50	0	0	2	0.3	

Invalid responses include no response.



AMERICAN COLLEGE HEALTH ASSOCIATION

American College Health Association-National College Health Assessment (ACHA-NCHA III)
Institutional Data Report - Fall 2020 UNIVERSITY OF IDAHO

American College Health Association
8455 Colesville Road, Suite 740
Silver Spring, MD 20910
(410) 859-1500
www.acha.org

December 1, 2020
FREQUENCY REPORT
Number of Surveys (n) =

727 Web Surveys

65J4) Have you ever been diagnosed with any of the following ongoing or chronic eye, ear, nose, throat disorders?
(only includes students that selected having an ongoing/chronic eye, ear, nose, throat disorder not listed above)
Other eye/ear/nose/throat condition not previously reported

	Male		Female		Unknown		Total Freq.	Pct.
	Freq.	Pct.	Freq.	Pct.	Freq.	Pct.		
1 No	1	100	0	0	0	0	1	50.0
2 Yes	0	0	1	100	0	0	1	50.0
Valid responses =	1	50	1	50	0	0	2	0.3

Invalid responses include no response.

65K1) Have you ever been diagnosed with any of the following ongoing or chronic heart & vascular system disorders?
(only includes students that selected having an ongoing/chronic heart & vascular system disorder not listed above)
Cardiac Arrhythmia

	Male		Female		Unknown		Total Freq.	Pct.
	Freq.	Pct.	Freq.	Pct.	Freq.	Pct.		
1 No	1	100	0	0	0	0	1	100.0
2 Yes	0	0	0	0	0	0	0	0.0
Valid responses =	1	100	0	0	0	0	1	0.1

Invalid responses include no response.

65K2) Have you ever been diagnosed with any of the following ongoing or chronic heart & vascular system disorders?
(only includes students that selected having an ongoing/chronic heart & vascular system disorder not listed above)
Coronary Artery Disease

	Male		Female		Unknown		Total Freq.	Pct.
	Freq.	Pct.	Freq.	Pct.	Freq.	Pct.		
1 No	1	100	0	0	0	0	1	100.0
2 Yes	0	0	0	0	0	0	0	0.0
Valid responses =	1	100	0	0	0	0	1	0.1

Invalid responses include no response.

65K3) Have you ever been diagnosed with any of the following ongoing or chronic heart & vascular system disorders?
(only includes students that selected having an ongoing/chronic heart & vascular system disorder not listed above)
Congenital Heart Condition

	Male		Female		Unknown		Total Freq.	Pct.
	Freq.	Pct.	Freq.	Pct.	Freq.	Pct.		
1 No	1	100	0	0	0	0	1	100.0
2 Yes	0	0	0	0	0	0	0	0.0
Valid responses =	1	100	0	0	0	0	1	0.1

Invalid responses include no response.

65K4) Have you ever been diagnosed with any of the following ongoing or chronic heart & vascular system disorders?
(only includes students that selected having an ongoing/chronic heart & vascular system disorder not listed above)
Congestive Heart Failure

	Male		Female		Unknown		Total Freq.	Pct.
	Freq.	Pct.	Freq.	Pct.	Freq.	Pct.		
1 No	1	100	0	0	0	0	1	100.0
2 Yes	0	0	0	0	0	0	0	0.0
Valid responses =	1	100	0	0	0	0	1	0.1

Invalid responses include no response.

65K5) Have you ever been diagnosed with any of the following ongoing or chronic heart & vascular system disorders?
(only includes students that selected having an ongoing/chronic heart & vascular system disorder not listed above)
Heart Murmur

	Male		Female		Unknown		Total Freq.	Pct.
	Freq.	Pct.	Freq.	Pct.	Freq.	Pct.		
1 No	0	0	0	0	0	0	0	0.0
2 Yes	1	100	0	0	0	0	1	100.0
Valid responses =	1	100	0	0	0	0	1	0.1

Invalid responses include no response.

65K6) Have you ever been diagnosed with any of the following ongoing or chronic heart & vascular system disorders?
(only includes students that selected having an ongoing/chronic heart & vascular system disorder not listed above)
Valvular Heart Disease (for example: Mitral valve prolapse)

	Male		Female		Unknown		Total Freq.	Pct.
	Freq.	Pct.	Freq.	Pct.	Freq.	Pct.		
1 No	1	100	0	0	0	0	1	100.0
2 Yes	0	0	0	0	0	0	0	0.0
Valid responses =	1	100	0	0	0	0	1	0.1

Invalid responses include no response.



AMERICAN COLLEGE HEALTH ASSOCIATION

American College Health Association-National College Health Assessment (ACHA-NCHA III)
Institutional Data Report - Fall 2020 UNIVERSITY OF IDAHO

American College Health Association
8455 Colesville Road, Suite 740
Silver Spring, MD 20910
(410) 859-1500
www.acha.org

December 1, 2020
FREQUENCY REPORT
Number of Surveys (n) =

727 Web Surveys

65K7) Have you ever been diagnosed with any of the following ongoing or chronic heart & vascular system disorders?
(only includes students that selected having an ongoing/chronic heart & vascular system disorder not listed above)
Other heart or vascular condition not previously reported

	Male		Female		Unknown		Total Freq.	Pct.
	Freq.	Pct.	Freq.	Pct.	Freq.	Pct.		
1 No	1	100	0	0	0	0	1	100.0
2 Yes	0	0	0	0	0	0	0	0.0
Valid responses =	1	100	0	0	0	0	1	0.1

Invalid responses include no response.

65L1) Have you ever been diagnosed with any of the following ongoing or chronic infectious diseases?
(only includes students that selected having an ongoing/chronic infectious disease not listed above)
Lyme Disease

	Male		Female		Unknown		Total Freq.	Pct.
	Freq.	Pct.	Freq.	Pct.	Freq.	Pct.		
1 No	0	0	0	0	0	0	0	0.0
2 Yes	0	0	0	0	0	0	0	0.0
Valid responses =	0	0	0	0	0	0	0	0.0

Invalid responses include no response.

65L2) Have you ever been diagnosed with any of the following ongoing or chronic infectious diseases?
(only includes students that selected having an ongoing/chronic infectious disease not listed above)
Other infectious disease not previously reported

	Male		Female		Unknown		Total Freq.	Pct.
	Freq.	Pct.	Freq.	Pct.	Freq.	Pct.		
1 No	0	0	0	0	0	0	0	0.0
2 Yes	0	0	0	0	0	0	0	0.0
Valid responses =	0	0	0	0	0	0	0	0.0

Invalid responses include no response.

65N1) Have you ever been diagnosed with any of the following ongoing or chronic musculoskeletal disorders?
(only includes students that selected having an ongoing/chronic musculoskeletal disorders not listed above)
Carpal Tunnel Syndrome

	Male		Female		Unknown		Total Freq.	Pct.
	Freq.	Pct.	Freq.	Pct.	Freq.	Pct.		
1 No	0	0	2	100	0	0	3	100.0
2 Yes	0	0	0	0	0	0	0	0.0
Valid responses =	0	0	2	67	0	0	3	0.4

Invalid responses include no response.

65N2) Have you ever been diagnosed with any of the following ongoing or chronic musculoskeletal disorders?
(only includes students that selected having an ongoing/chronic musculoskeletal disorders not listed above)
Fibromyalgia

	Male		Female		Unknown		Total Freq.	Pct.
	Freq.	Pct.	Freq.	Pct.	Freq.	Pct.		
1 No	0	0	2	100	0	0	3	100.0
2 Yes	0	0	0	0	0	0	0	0.0
Valid responses =	0	0	2	67	0	0	3	0.4

Invalid responses include no response.

65N3) Have you ever been diagnosed with any of the following ongoing or chronic musculoskeletal disorders?
(only includes students that selected having an ongoing/chronic musculoskeletal disorders not listed above)
Gout

	Male		Female		Unknown		Total Freq.	Pct.
	Freq.	Pct.	Freq.	Pct.	Freq.	Pct.		
1 No	0	0	2	100	0	0	3	100.0
2 Yes	0	0	0	0	0	0	0	0.0
Valid responses =	0	0	2	67	0	0	3	0.4

Invalid responses include no response.

65N4) Have you ever been diagnosed with any of the following ongoing or chronic musculoskeletal disorders?
(only includes students that selected having an ongoing/chronic musculoskeletal disorders not listed above)
Muscular Dystrophy

	Male		Female		Unknown		Total Freq.	Pct.
	Freq.	Pct.	Freq.	Pct.	Freq.	Pct.		
1 No	0	0	2	100	0	0	3	100.0
2 Yes	0	0	0	0	0	0	0	0.0
Valid responses =	0	0	2	67	0	0	3	0.4

Invalid responses include no response.



AMERICAN COLLEGE HEALTH ASSOCIATION

American College Health Association-National College Health Assessment (ACHA-NCHA III)
Institutional Data Report - Fall 2020 UNIVERSITY OF IDAHO

American College Health Association
8455 Colesville Road, Suite 740
Silver Spring, MD 20910
(410) 859-1500
www.acha.org

December 1, 2020
FREQUENCY REPORT
Number of Surveys (n) =

727 Web Surveys

65N5) Have you ever been diagnosed with any of the following ongoing or chronic musculoskeletal disorders?
(only includes students that selected having an ongoing/chronic musculoskeletal disorders not listed above)
Osteoarthritis

	Male		Female		Unknown		Total Freq.	Pct.
	Freq.	Pct.	Freq.	Pct.	Freq.	Pct.		
1 No	0	0	2	100	0	0	3	100.0
2 Yes	0	0	0	0	0	0	0	0.0
Valid responses =	0	0	2	67	0	0	3	0.4

Invalid responses include no response.

65N6) Have you ever been diagnosed with any of the following ongoing or chronic musculoskeletal disorders?
(only includes students that selected having an ongoing/chronic musculoskeletal disorders not listed above)
Osteoporosis

	Male		Female		Unknown		Total Freq.	Pct.
	Freq.	Pct.	Freq.	Pct.	Freq.	Pct.		
1 No	0	0	2	100	0	0	3	100.0
2 Yes	0	0	0	0	0	0	0	0.0
Valid responses =	0	0	2	67	0	0	3	0.4

Invalid responses include no response.

65N7) Have you ever been diagnosed with any of the following ongoing or chronic musculoskeletal disorders?
(only includes students that selected having an ongoing/chronic musculoskeletal disorders not listed above)
Temporomandibular Joint Dysfunction

	Male		Female		Unknown		Total Freq.	Pct.
	Freq.	Pct.	Freq.	Pct.	Freq.	Pct.		
1 No	0	0	2	100	0	0	2	66.7
2 Yes	0	0	0	0	0	0	1	33.3
Valid responses =	0	0	2	67	0	0	3	0.4

Invalid responses include no response.

65N8) Have you ever been diagnosed with any of the following ongoing or chronic musculoskeletal disorders?
(only includes students that selected having an ongoing/chronic musculoskeletal disorders not listed above)
Other musculoskeletal condition not previously reported

	Male		Female		Unknown		Total Freq.	Pct.
	Freq.	Pct.	Freq.	Pct.	Freq.	Pct.		
1 No	0	0	1	50	0	0	2	66.7
2 Yes	0	0	1	50	0	0	1	33.3
Valid responses =	0	0	2	67	0	0	3	0.4

Invalid responses include no response.

65O1) Have you ever been diagnosed with any of the following ongoing or chronic reproductive system disorders?
(only includes students that selected having an ongoing/chronic reproductive system disorders not listed above)
Amenorrhea

	Male		Female		Unknown		Total Freq.	Pct.
	Freq.	Pct.	Freq.	Pct.	Freq.	Pct.		
1 No	0	0	4	100	0	0	4	100.0
2 Yes	0	0	0	0	0	0	0	0.0
Valid responses =	0	0	4	100	0	0	4	0.6

Invalid responses include no response.

65O2) Have you ever been diagnosed with any of the following ongoing or chronic reproductive system disorders?
(only includes students that selected having an ongoing/chronic reproductive system disorders not listed above)
Cervical Dysplasia

	Male		Female		Unknown		Total Freq.	Pct.
	Freq.	Pct.	Freq.	Pct.	Freq.	Pct.		
1 No	0	0	4	100	0	0	4	100.0
2 Yes	0	0	0	0	0	0	0	0.0
Valid responses =	0	0	4	100	0	0	4	0.6

Invalid responses include no response.

65O3) Have you ever been diagnosed with any of the following ongoing or chronic reproductive system disorders?
(only includes students that selected having an ongoing/chronic reproductive system disorders not listed above)
Premenstrual Syndrome (PMS), Premenstrual Dysphoric Disorder (PMDD), or painful periods (Dysmenorrhea)

	Male		Female		Unknown		Total Freq.	Pct.
	Freq.	Pct.	Freq.	Pct.	Freq.	Pct.		
1 No	0	0	2	50	0	0	2	50.0
2 Yes	0	0	2	50	0	0	2	50.0
Valid responses =	0	0	4	100	0	0	4	0.6

Invalid responses include no response.




AMERICAN COLLEGE HEALTH ASSOCIATION

American College Health Association-National College Health Assessment (ACHA-NCHA III)
Institutional Data Report - Fall 2020
 American College Health Association
 8455 Colesville Road, Suite 740
 Silver Spring, MD 20910
 (410) 859-1500
www.acha.org

December 1, 2020
FREQUENCY REPORT
 Number of Surveys (n) = 727 Web Surveys

65O4) Have you ever been diagnosed with any of the following ongoing or chronic reproductive system disorders?
 (only includes students that selected having an ongoing/chronic reproductive system disorders not listed above)



Prostatitis

	Male		Female		Unknown		Total Freq.	Pct.
	Freq.	Pct.	Freq.	Pct.	Freq.	Pct.		
1 No	0	0	4	100	0	0	4	100.0 
2 Yes	0	0	0	0	0	0	0	0.0
Valid responses =	0	0	4	100	0	0	4	0.6

Invalid responses include no response.

65O5) Have you ever been diagnosed with any of the following ongoing or chronic reproductive system disorders?
 (only includes students that selected having an ongoing/chronic reproductive system disorders not listed above)



Sexual Dysfunction

	Male		Female		Unknown		Total Freq.	Pct.
	Freq.	Pct.	Freq.	Pct.	Freq.	Pct.		
1 No	0	0	3	75	0	0	3	75.0 
2 Yes	0	0	1	25	0	0	1	25.0 
Valid responses =	0	0	4	100	0	0	4	0.6

Invalid responses include no response.

65O6) Have you ever been diagnosed with any of the following ongoing or chronic reproductive system disorders?
 (only includes students that selected having an ongoing/chronic reproductive system disorders not listed above)



Other reproductive system condition not previously reported

	Male		Female		Unknown		Total Freq.	Pct.
	Freq.	Pct.	Freq.	Pct.	Freq.	Pct.		
1 No	0	0	2	50	0	0	2	50.0 
2 Yes	0	0	2	50	0	0	2	50.0 
Valid responses =	0	0	4	100	0	0	4	0.6

Invalid responses include no response.

65P1) Have you ever been diagnosed with any of the following ongoing or chronic respiratory system disorders?
 (only includes students that selected having an ongoing/chronic respiratory system disorders not listed above)


Cystic Fibrosis

	Male		Female		Unknown		Total Freq.	Pct.
	Freq.	Pct.	Freq.	Pct.	Freq.	Pct.		
1 No	0	0	2	100	0	0	2	66.7 
2 Yes	1	100	0	0	0	0	1	33.3 
Valid responses =	1	33	2	67	0	0	3	0.4

Invalid responses include no response.

65P2) Have you ever been diagnosed with any of the following ongoing or chronic respiratory system disorders?
 (only includes students that selected having an ongoing/chronic respiratory system disorders not listed above)


Sarcoidosis

	Male		Female		Unknown		Total Freq.	Pct.
	Freq.	Pct.	Freq.	Pct.	Freq.	Pct.		
1 No	1	100	2	100	0	0	3	100.0 
2 Yes	0	0	0	0	0	0	0	0.0
Valid responses =	1	33	2	67	0	0	3	0.4

Invalid responses include no response.

65P3) Have you ever been diagnosed with any of the following ongoing or chronic respiratory system disorders?
 (only includes students that selected having an ongoing/chronic respiratory system disorders not listed above)


Active Tuberculous

	Male		Female		Unknown		Total Freq.	Pct.
	Freq.	Pct.	Freq.	Pct.	Freq.	Pct.		
1 No	1	100	2	100	0	0	3	100.0 
2 Yes	0	0	0	0	0	0	0	0.0
Valid responses =	1	33	2	67	0	0	3	0.4

Invalid responses include no response.

65P4) Have you ever been diagnosed with any of the following ongoing or chronic respiratory system disorders?
 (only includes students that selected having an ongoing/chronic respiratory system disorders not listed above)

Other respiratory system condition not previously reported

	Male		Female		Unknown		Total Freq.	Pct.
	Freq.	Pct.	Freq.	Pct.	Freq.	Pct.		
1 No	1	100	1	100	0	0	2	100.0 
2 Yes	0	0	0	0	0	0	0	0.0
Valid responses =	1	50	1	50	0	0	2	0.3

Invalid responses include no response.



AMERICAN COLLEGE HEALTH ASSOCIATION

American College Health Association-National College Health Assessment (ACHA-NCHA III)
Institutional Data Report - Fall 2020 UNIVERSITY OF IDAHO


American College Health Association
8455 Colesville Road, Suite 740
Silver Spring, MD 20910
(410) 859-1500
www.acha.org

December 1, 2020
FREQUENCY REPORT
Number of Surveys (n) =

727 Web Surveys

65Q1) Have you ever been diagnosed with any of the following ongoing or chronic sleep-wake disorders?
(only includes students that selected having an ongoing/chronic sleep-wake disorders not listed above)


Hypersomnolence

	Male		Female		Unknown		Total Freq.	Pct.
	Freq.	Pct.	Freq.	Pct.	Freq.	Pct.		
1 No	0	0	1	100	0	0	2	100.0 
2 Yes	0	0	0	0	0	0	0	0.0
Valid responses =	0	0	1	50	0	0	2	0.3

Invalid responses include no response.

65Q2) Have you ever been diagnosed with any of the following ongoing or chronic sleep-wake disorders?
(only includes students that selected having an ongoing/chronic sleep-wake disorders not listed above)


Narcolepsy

	Male		Female		Unknown		Total Freq.	Pct.
	Freq.	Pct.	Freq.	Pct.	Freq.	Pct.		
1 No	0	0	1	100	0	0	2	100.0 
2 Yes	0	0	0	0	0	0	0	0.0
Valid responses =	0	0	1	50	0	0	2	0.3

Invalid responses include no response.

65Q3) Have you ever been diagnosed with any of the following ongoing or chronic sleep-wake disorders?
(only includes students that selected having an ongoing/chronic sleep-wake disorders not listed above)


Restless Leg Syndrome

	Male		Female		Unknown		Total Freq.	Pct.
	Freq.	Pct.	Freq.	Pct.	Freq.	Pct.		
1 No	0	0	1	100	0	0	2	100.0 
2 Yes	0	0	0	0	0	0	0	0.0
Valid responses =	0	0	1	50	0	0	2	0.3

Invalid responses include no response.

65Q4) Have you ever been diagnosed with any of the following ongoing or chronic sleep-wake disorders?
(only includes students that selected having an ongoing/chronic sleep-wake disorders not listed above)


Sleep Paralysis

	Male		Female		Unknown		Total Freq.	Pct.
	Freq.	Pct.	Freq.	Pct.	Freq.	Pct.		
1 No	0	0	1	100	0	0	2	100.0 
2 Yes	0	0	0	0	0	0	0	0.0
Valid responses =	0	0	1	50	0	0	2	0.3

Invalid responses include no response.

65Q5) Have you ever been diagnosed with any of the following ongoing or chronic sleep-wake disorders?
(only includes students that selected having an ongoing/chronic sleep-wake disorders not listed above)



Sleep Terrors (or night terrors)

	Male		Female		Unknown		Total Freq.	Pct.
	Freq.	Pct.	Freq.	Pct.	Freq.	Pct.		
1 No	0	0	1	100	0	0	2	100.0 
2 Yes	0	0	0	0	0	0	0	0.0
Valid responses =	0	0	1	50	0	0	2	0.3

Invalid responses include no response.

65Q6) Have you ever been diagnosed with any of the following ongoing or chronic sleep-wake disorders?
(only includes students that selected having an ongoing/chronic sleep-wake disorders not listed above)



Sleep Walking

	Male		Female		Unknown		Total Freq.	Pct.
	Freq.	Pct.	Freq.	Pct.	Freq.	Pct.		
1 No	0	0	0	0	0	0	1	50.0 
2 Yes	0	0	1	100	0	0	1	50.0 
Valid responses =	0	0	1	50	0	0	2	0.3

Invalid responses include no response.

65Q7) Have you ever been diagnosed with any of the following ongoing or chronic sleep-wake disorders?
(only includes students that selected having an ongoing/chronic sleep-wake disorders not listed above)

Other sleep-wake condition not previously reported

	Male		Female		Unknown		Total Freq.	Pct.
	Freq.	Pct.	Freq.	Pct.	Freq.	Pct.		
1 No	0	0	1	100	0	0	1	50.0 
2 Yes	0	0	0	0	0	0	1	50.0 
Valid responses =	0	0	1	50	0	0	2	0.3

Invalid responses include no response.



AMERICAN COLLEGE HEALTH ASSOCIATION

American College Health Association-National College Health Assessment (ACHA-NCHA III)
Institutional Data Report - Fall 2020 UNIVERSITY OF IDAHO

American College Health Association
8455 Colesville Road, Suite 740
Silver Spring, MD 20910
(410) 859-1500
www.acha.org

December 1, 2020
FREQUENCY REPORT
Number of Surveys (n) =

727 Web Surveys

65R1) Have you ever been diagnosed with any of the following ongoing or chronic urinary system disorders?
(only includes students that selected having an ongoing/chronic urinary system disorders not listed above)

Bladder disease

	Male		Female		Unknown		Total Freq.	Pct.
	Freq.	Pct.	Freq.	Pct.	Freq.	Pct.		
1 No	0	0	1	100	0	0	1	100.0
2 Yes	0	0	0	0	0	0	0	0.0
Valid responses =	0	0	1	100	0	0	1	0.1

Invalid responses include no response.

65R2) Have you ever been diagnosed with any of the following ongoing or chronic urinary system disorders?
(only includes students that selected having an ongoing/chronic urinary system disorders not listed above)

Kidney disease

	Male		Female		Unknown		Total Freq.	Pct.
	Freq.	Pct.	Freq.	Pct.	Freq.	Pct.		
1 No	0	0	0	0	0	0	0	0.0
2 Yes	0	0	1	100	0	0	1	100.0
Valid responses =	0	0	1	100	0	0	1	0.1

Invalid responses include no response.

65R3) Have you ever been diagnosed with any of the following ongoing or chronic urinary system disorders?
(only includes students that selected having an ongoing/chronic urinary system disorders not listed above)

Kidney stone

	Male		Female		Unknown		Total Freq.	Pct.
	Freq.	Pct.	Freq.	Pct.	Freq.	Pct.		
1 No	0	0	0	0	0	0	0	0.0
2 Yes	0	0	1	100	0	0	1	100.0
Valid responses =	0	0	1	100	0	0	1	0.1

Invalid responses include no response.

65R4) Have you ever been diagnosed with any of the following ongoing or chronic urinary system disorders?
(only includes students that selected having an ongoing/chronic urinary system disorders not listed above)

Urinary incontinence

	Male		Female		Unknown		Total Freq.	Pct.
	Freq.	Pct.	Freq.	Pct.	Freq.	Pct.		
1 No	0	0	1	100	0	0	1	100.0
2 Yes	0	0	0	0	0	0	0	0.0
Valid responses =	0	0	1	100	0	0	1	0.1

Invalid responses include no response.

65R5) Have you ever been diagnosed with any of the following ongoing or chronic urinary system disorders?
(only includes students that selected having an ongoing/chronic urinary system disorders not listed above)

Other urinary system condition not previously reported

	Male		Female		Unknown		Total Freq.	Pct.
	Freq.	Pct.	Freq.	Pct.	Freq.	Pct.		
1 No	0	0	1	100	0	0	1	100.0
2 Yes	0	0	0	0	0	0	0	0.0
Valid responses =	0	0	1	100	0	0	1	0.1

Invalid responses include no response.

65S1) You indicated that you had been diagnosed with Diabetes or Pre-Diabetes. Were you told that you had:
(only includes students that have been diagnosed with Diabetes or Pre-Diabetes)

Type 1 Diabetes

	Male		Female		Unknown		Total Freq.	Pct.
	Freq.	Pct.	Freq.	Pct.	Freq.	Pct.		
1 No	2	67	6	67	0	0	9	69.2
2 Yes	1	33	3	33	0	0	4	30.8
Valid responses =	3	23	9	69	0	0	13	1.8

Invalid responses include no response.

65S2) You indicated that you had been diagnosed with Diabetes or Pre-Diabetes. Were you told that you had:
(only includes students that have been diagnosed with Diabetes or Pre-Diabetes)

Type 2 Diabetes

	Male		Female		Unknown		Total Freq.	Pct.
	Freq.	Pct.	Freq.	Pct.	Freq.	Pct.		
1 No	3	100	9	100	0	0	13	100.0
2 Yes	0	0	0	0	0	0	0	0.0
Valid responses =	3	23	9	69	0	0	13	1.8

Invalid responses include no response.



AMERICAN COLLEGE HEALTH ASSOCIATION

American College Health Association-National College Health Assessment (ACHA-NCHA III)
Institutional Data Report - Fall 2020
 American College Health Association
 8455 Colesville Road, Suite 740
 Silver Spring, MD 20910
 (410) 859-1500
www.acha.org

UNIVERSITY OF IDAHO
 December 1, 2020
 FREQUENCY REPORT
 Number of Surveys (n) = 727 Web Surveys

65S3) You indicated that you had been diagnosed with Diabetes or Pre-Diabetes. Were you told that you had:

(only includes students that have been diagnosed with Diabetes or Pre-Diabetes)

Pre-diabetes or insulin resistance

	Male		Female		Unknown		Total Freq.	Pct.
	Freq.	Pct.	Freq.	Pct.	Freq.	Pct.		
1 No	0	0	3	33	0	0	3	23.1
2 Yes	3	100	6	67	0	0	10	76.9
Valid responses =	3	23	9	69	0	0	13	1.8

Invalid responses include no response.

65S4) You indicated that you had been diagnosed with Diabetes or Pre-Diabetes. Were you told that you had:

(only includes students that have been diagnosed with Diabetes or Pre-Diabetes)

Gestational Diabetes

	Male		Female		Unknown		Total Freq.	Pct.
	Freq.	Pct.	Freq.	Pct.	Freq.	Pct.		
1 No	3	100	9	100	0	0	13	100.0
2 Yes	0	0	0	0	0	0	0	0.0
Valid responses =	3	23	9	69	0	0	13	1.8

Invalid responses include no response.

65T1) Have you had an appointment and/or discussion with a healthcare or mental health professional for the following condition(s) within the last 12 months?

(only includes students that have been diagnosed with this condition)

Acne

	Male		Female		Unknown		Total Freq.	Pct.
	Freq.	Pct.	Freq.	Pct.	Freq.	Pct.		
1 No	30	65	72	50	0	0	107	54.9
2 Yes	16	35	72	50	0	0	88	45.1
Valid responses =	46	24	144	74	0	0	195	26.8

Invalid responses include no response.

65T2) Have you had an appointment and/or discussion with a healthcare or mental health professional for the following condition(s) within the last 12 months?

(only includes students that have been diagnosed with this condition)

ADD/ADHD - Attention Deficit/Hyperactivity Disorder

	Male		Female		Unknown		Total Freq.	Pct.
	Freq.	Pct.	Freq.	Pct.	Freq.	Pct.		
1 No	6	43	18	50	0	0	25	45.5
2 Yes	8	57	18	50	0	0	30	54.5
Valid responses =	14	25	36	65	0	0	55	7.6

Invalid responses include no response.

65T3) Have you had an appointment and/or discussion with a healthcare or mental health professional for the following condition(s) within the last 12 months?

(only includes students that have been diagnosed with this condition)

Alcohol or Other Drug-Related Abuse or Addiction

	Male		Female		Unknown		Total Freq.	Pct.
	Freq.	Pct.	Freq.	Pct.	Freq.	Pct.		
1 No	2	50	4	100	0	0	6	75.0
2 Yes	2	50	0	0	0	0	2	25.0
Valid responses =	4	50	4	50	0	0	8	1.1

Invalid responses include no response.

65T4) Have you had an appointment and/or discussion with a healthcare or mental health professional for the following condition(s) within the last 12 months?

(only includes students that have been diagnosed with this condition)

Allergies - food allergy

	Male		Female		Unknown		Total Freq.	Pct.
	Freq.	Pct.	Freq.	Pct.	Freq.	Pct.		
1 No	10	77	53	76	0	0	66	76.7
2 Yes	3	23	17	24	0	0	20	23.3
Valid responses =	13	15	70	81	0	0	86	11.8

Invalid responses include no response.

65T5) Have you had an appointment and/or discussion with a healthcare or mental health professional for the following condition(s) within the last 12 months?

(only includes students that have been diagnosed with this condition)

Allergies - animals/pets

	Male		Female		Unknown		Total Freq.	Pct.
	Freq.	Pct.	Freq.	Pct.	Freq.	Pct.		
1 No	16	76	46	81	0	0	64	80.0
2 Yes	5	24	11	19	0	0	16	20.0
Valid responses =	21	26	57	71	0	0	80	11.0

Invalid responses include no response.



AMERICAN COLLEGE HEALTH ASSOCIATION

American College Health Association-National College Health Assessment (ACHA-NCHA III)
Institutional Data Report - Fall 2020

UNIVERSITY OF IDAHO

American College Health Association
8455 Colesville Road, Suite 740
Silver Spring, MD 20910
(410) 859-1500
www.acha.org

December 1, 2020
FREQUENCY REPORT
Number of Surveys (n) =

727 Web Surveys

65T6) Have you had an appointment and/or discussion with a healthcare or mental health professional for the following condition(s) within the last 12 months?
(only includes students that have been diagnosed with this condition)
Allergies - environmental (for example: pollen, grass, dust, mold)

	Male		Female		Unknown		Total		Pct.
	Freq.	Pct.	Freq.	Pct.	Freq.	Pct.	Freq.	Pct.	
1 No	44	83	103	72	0	0	155	75.2	
2 Yes	9	17	40	28	0	0	51	24.8	
Valid responses =	53	26	143	69	0	0	206	28.3	

Invalid responses include no response.

65T7) Have you had an appointment and/or discussion with a healthcare or mental health professional for the following condition(s) within the last 12 months?
(only includes students that have been diagnosed with this condition)
Anxiety (for example: Generalized Anxiety, Social Anxiety, Panic Disorder, Specific Phobia)

	Male		Female		Unknown		Total		Pct.
	Freq.	Pct.	Freq.	Pct.	Freq.	Pct.	Freq.	Pct.	
1 No	12	35	45	29	0	0	61	29.5	
2 Yes	22	65	111	71	0	0	146	70.5	
Valid responses =	34	16	156	75	0	0	207	28.5	

Invalid responses include no response.

65T8) Have you had an appointment and/or discussion with a healthcare or mental health professional for the following condition(s) within the last 12 months?
(only includes students that have been diagnosed with this condition)
Asthma

	Male		Female		Unknown		Total		Pct.
	Freq.	Pct.	Freq.	Pct.	Freq.	Pct.	Freq.	Pct.	
1 No	19	68	45	67	0	0	69	68.3	
2 Yes	9	32	22	33	0	0	32	31.7	
Valid responses =	28	28	67	66	0	0	101	13.9	

Invalid responses include no response.

65T9) Have you had an appointment and/or discussion with a healthcare or mental health professional for the following condition(s) within the last 12 months?
(only includes students that have been diagnosed with this condition)
Autism Spectrum

	Male		Female		Unknown		Total		Pct.
	Freq.	Pct.	Freq.	Pct.	Freq.	Pct.	Freq.	Pct.	
1 No	4	80	2	40	0	0	8	57.1	
2 Yes	1	20	3	60	0	0	6	42.9	
Valid responses =	5	36	5	36	0	0	14	1.9	

Invalid responses include no response.

65T10) Have you had an appointment and/or discussion with a healthcare or mental health professional for the following condition(s) within the last 12 months?
(only includes students that have been diagnosed with this condition)
Bipolar and Related Conditions (for example: Bipolar I, II, Hypomanic Episode)

	Male		Female		Unknown		Total		Pct.
	Freq.	Pct.	Freq.	Pct.	Freq.	Pct.	Freq.	Pct.	
1 No	2	67	3	30	0	0	8	47.1	
2 Yes	1	33	7	70	0	0	9	52.9	
Valid responses =	3	18	10	59	0	0	17	2.3	

Invalid responses include no response.

65T11) Have you had an appointment and/or discussion with a healthcare or mental health professional for the following condition(s) within the last 12 months?
(only includes students that have been diagnosed with this condition)
Borderline Personality Disorder (BPD), Avoidant Personality, Dependent Personality, or another personality disorder

	Male		Female		Unknown		Total		Pct.
	Freq.	Pct.	Freq.	Pct.	Freq.	Pct.	Freq.	Pct.	
1 No	0	0	5	100	0	0	7	87.5	
2 Yes	1	100	0	0	0	0	1	12.5	
Valid responses =	1	13	5	63	0	0	8	1.1	

Invalid responses include no response.

65T12) Have you had an appointment and/or discussion with a healthcare or mental health professional for the following condition(s) within the last 12 months?
(only includes students that have been diagnosed with this condition)
Cancer

	Male		Female		Unknown		Total		Pct.
	Freq.	Pct.	Freq.	Pct.	Freq.	Pct.	Freq.	Pct.	
1 No	0	0	1	50	0	0	1	33.3	
2 Yes	1	100	1	50	0	0	2	66.7	
Valid responses =	1	33	2	67	0	0	3	0.4	

Invalid responses include no response.



AMERICAN COLLEGE HEALTH ASSOCIATION

American College Health Association-National College Health Assessment (ACHA-NCHA III)
Institutional Data Report - Fall 2020 UNIVERSITY OF IDAHO

American College Health Association
8455 Colesville Road, Suite 740
Silver Spring, MD 20910
(410) 859-1500
www.acha.org

December 1, 2020
FREQUENCY REPORT
Number of Surveys (n) =

727 Web Surveys

65T13) Have you had an appointment and/or discussion with a healthcare or mental health professional for the following condition(s) within the last 12 months?
(only includes students that have been diagnosed with this condition)

Celiac disease

	Male		Female		Unknown		Total		Pct.
	Freq.	Pct.	Freq.	Pct.	Freq.	Pct.	Freq.	Pct.	
1 No	0	0	3	50	0	0	4	57.1	
2 Yes	0	0	3	50	0	0	3	42.9	
Valid responses =	0	0	6	86	0	0	7	1.0	

Invalid responses include no response.

65T14) Have you had an appointment and/or discussion with a healthcare or mental health professional for the following condition(s) within the last 12 months?
(only includes students that have been diagnosed with this condition)

Chronic pain (for example: back or joint pain, arthritis, nerve pain)

	Male		Female		Unknown		Total		Pct.
	Freq.	Pct.	Freq.	Pct.	Freq.	Pct.	Freq.	Pct.	
1 No	2	29	11	31	0	0	14	28.6	
2 Yes	5	71	25	69	0	0	35	71.4	
Valid responses =	7	14	36	73	0	0	49	6.7	

Invalid responses include no response.

65T15) Have you had an appointment and/or discussion with a healthcare or mental health professional for the following condition(s) within the last 12 months?
(only includes students that have been diagnosed with this condition)

Depression (for example: Major depression, persistent depressive disorder, disruptive mood disorder)

	Male		Female		Unknown		Total		Pct.
	Freq.	Pct.	Freq.	Pct.	Freq.	Pct.	Freq.	Pct.	
1 No	14	40	32	27	0	0	49	28.3	
2 Yes	21	60	88	73	0	0	124	71.7	
Valid responses =	35	20	120	69	0	0	173	23.8	

Invalid responses include no response.

65T16) Have you had an appointment and/or discussion with a healthcare or mental health professional for the following condition(s) within the last 12 months?
(only includes students that have been diagnosed with this condition)

Diabetes or pre-diabetes/insulin resistance

	Male		Female		Unknown		Total		Pct.
	Freq.	Pct.	Freq.	Pct.	Freq.	Pct.	Freq.	Pct.	
1 No	2	50	4	44	0	0	7	50.0	
2 Yes	2	50	5	56	0	0	7	50.0	
Valid responses =	4	29	9	64	0	0	14	1.9	

Invalid responses include no response.

65T17) Have you had an appointment and/or discussion with a healthcare or mental health professional for the following condition(s) within the last 12 months?
(only includes students that have been diagnosed with this condition)

Eating Disorders (for example: Anorexia Nervosa, Bulimia Nervosa, Binge-Eating)

	Male		Female		Unknown		Total		Pct.
	Freq.	Pct.	Freq.	Pct.	Freq.	Pct.	Freq.	Pct.	
1 No	1	50	10	56	0	0	12	50.0	
2 Yes	1	50	8	44	0	0	12	50.0	
Valid responses =	2	8	18	75	0	0	24	3.3	

Invalid responses include no response.

65T18) Have you had an appointment and/or discussion with a healthcare or mental health professional for the following condition(s) within the last 12 months?
(only includes students that have been diagnosed with this condition)

Endometriosis

	Male		Female		Unknown		Total		Pct.
	Freq.	Pct.	Freq.	Pct.	Freq.	Pct.	Freq.	Pct.	
1 No	0	0	6	30	0	0	7	33.3	
2 Yes	0	0	14	70	0	0	14	66.7	
Valid responses =	0	0	20	95	0	0	21	2.9	

Invalid responses include no response.

65T19) Have you had an appointment and/or discussion with a healthcare or mental health professional for the following condition(s) within the last 12 months?
(only includes students that have been diagnosed with this condition)

Gambling Disorder

	Male		Female		Unknown		Total		Pct.
	Freq.	Pct.	Freq.	Pct.	Freq.	Pct.	Freq.	Pct.	
1 No	0	0	0	0	0	0	0	0.0	
2 Yes	0	0	0	0	0	0	0	0.0	
Valid responses =	0	0	0	0	0	0	0	0.0	

Invalid responses include no response.



AMERICAN COLLEGE HEALTH ASSOCIATION

American College Health Association-National College Health Assessment (ACHA-NCHA III)
Institutional Data Report - Fall 2020
 American College Health Association
 8455 Colesville Road, Suite 740
 Silver Spring, MD 20910
 (410) 859-1500
www.acha.org

UNIVERSITY OF IDAHO
 December 1, 2020
 FREQUENCY REPORT
 Number of Surveys (n) = 727 Web Surveys

65T20) Have you had an appointment and/or discussion with a healthcare or mental health professional for the following condition(s) within the last 12 months?
 (only includes students that have been diagnosed with this condition)

Genital herpes

	Male		Female		Unknown		Total		Pct.
	Freq.	Pct.	Freq.	Pct.	Freq.	Pct.	Freq.	Pct.	
1 No	1	100	2	67	0	0	3	75.0	
2 Yes	0	0	1	33	0	0	1	25.0	
Valid responses =	1	25	3	75	0	0	4	0.6	

Invalid responses include no response.

65T21) Have you had an appointment and/or discussion with a healthcare or mental health professional for the following condition(s) within the last 12 months?
 (only includes students that have been diagnosed with this condition)

Gastroesophageal Reflux Disease (GERD) or acid reflux

	Male		Female		Unknown		Total		Pct.
	Freq.	Pct.	Freq.	Pct.	Freq.	Pct.	Freq.	Pct.	
1 No	5	56	13	62	0	0	18	60.0	
2 Yes	4	44	8	38	0	0	12	40.0	
Valid responses =	9	30	21	70	0	0	30	4.1	

Invalid responses include no response.

65T22) Have you had an appointment and/or discussion with a healthcare or mental health professional for the following condition(s) within the last 12 months?
 (only includes students that have been diagnosed with this condition)

Heart & vascular disorders (for example: atrial fibrillation or other cardiac arrhythmia, mitral valve prolapse or other valvular heart disease, congenital heart condition)

	Male		Female		Unknown		Total		Pct.
	Freq.	Pct.	Freq.	Pct.	Freq.	Pct.	Freq.	Pct.	
1 No	5	83	5	56	0	0	11	68.8	
2 Yes	1	17	4	44	0	0	5	31.3	
Valid responses =	6	38	9	56	0	0	16	2.2	

Invalid responses include no response.

65T23) Have you had an appointment and/or discussion with a healthcare or mental health professional for the following condition(s) within the last 12 months?
 (only includes students that have been diagnosed with this condition)

Hepatitis B or C

	Male		Female		Unknown		Total		Pct.
	Freq.	Pct.	Freq.	Pct.	Freq.	Pct.	Freq.	Pct.	
1 No	0	0	0	0	0	0	1	50.0	
2 Yes	0	0	1	100	0	0	1	50.0	
Valid responses =	0	0	1	50	0	0	2	0.3	

Invalid responses include no response.

65T24) Have you had an appointment and/or discussion with a healthcare or mental health professional for the following condition(s) within the last 12 months?
 (only includes students that have been diagnosed with this condition)

High blood pressure (hypertension)

	Male		Female		Unknown		Total		Pct.
	Freq.	Pct.	Freq.	Pct.	Freq.	Pct.	Freq.	Pct.	
1 No	1	25	2	29	0	0	6	42.9	
2 Yes	3	75	5	71	0	0	8	57.1	
Valid responses =	4	29	7	50	0	0	14	1.9	

Invalid responses include no response.

65T25) Have you had an appointment and/or discussion with a healthcare or mental health professional for the following condition(s) within the last 12 months?
 (only includes students that have been diagnosed with this condition)

High cholesterol (hyperlipidemia)

	Male		Female		Unknown		Total		Pct.
	Freq.	Pct.	Freq.	Pct.	Freq.	Pct.	Freq.	Pct.	
1 No	4	80	1	17	0	0	6	50.0	
2 Yes	1	20	5	83	0	0	6	50.0	
Valid responses =	5	42	6	50	0	0	12	1.7	

Invalid responses include no response.

65T26) Have you had an appointment and/or discussion with a healthcare or mental health professional for the following condition(s) within the last 12 months?
 (only includes students that have been diagnosed with this condition)

HIV or AIDS

	Male		Female		Unknown		Total		Pct.
	Freq.	Pct.	Freq.	Pct.	Freq.	Pct.	Freq.	Pct.	
1 No	0	0	1	100	0	0	1	100.0	
2 Yes	0	0	0	0	0	0	0	0.0	
Valid responses =	0	0	1	100	0	0	1	0.1	

Invalid responses include no response.



AMERICAN COLLEGE HEALTH ASSOCIATION

American College Health Association-National College Health Assessment (ACHA-NCHA III)

Institutional Data Report - Fall 2020

UNIVERSITY OF IDAHO

American College Health Association
8455 Colesville Road, Suite 740
Silver Spring, MD 20910
(410) 859-1500
www.acha.org

December 1, 2020
FREQUENCY REPORT
Number of Surveys (n) =

727 Web Surveys

65T27) Have you had an appointment and/or discussion with a healthcare or mental health professional for the following condition(s) within the last 12 months?
(only includes students that have been diagnosed with this condition)
Human papillomavirus (HPV) or genital warts

	Male		Female		Unknown		Total	
	Freq.	Pct.	Freq.	Pct.	Freq.	Pct.	Freq.	Pct.
1 No	0	0	2	33	0	0	2	25.0
2 Yes	2	100	4	67	0	0	6	75.0
Valid responses =	2	25	6	75	0	0	8	1.1

Invalid responses include no response.

65T28) Have you had an appointment and/or discussion with a healthcare or mental health professional for the following condition(s) within the last 12 months?
(only includes students that have been diagnosed with this condition)
Insomnia

	Male		Female		Unknown		Total	
	Freq.	Pct.	Freq.	Pct.	Freq.	Pct.	Freq.	Pct.
1 No	3	43	13	46	0	0	18	41.9
2 Yes	4	57	15	54	0	0	25	58.1
Valid responses =	7	16	28	65	0	0	43	5.9

Invalid responses include no response.

65T29) Have you had an appointment and/or discussion with a healthcare or mental health professional for the following condition(s) within the last 12 months?
(only includes students that have been diagnosed with this condition)
Irritable bowel syndrome (spastic colon or spastic bowel)

	Male		Female		Unknown		Total	
	Freq.	Pct.	Freq.	Pct.	Freq.	Pct.	Freq.	Pct.
1 No	2	67	12	57	0	0	14	56.0
2 Yes	1	33	9	43	0	0	11	44.0
Valid responses =	3	12	21	84	0	0	25	3.4

Invalid responses include no response.

65T30) Have you had an appointment and/or discussion with a healthcare or mental health professional for the following condition(s) within the last 12 months?
(only includes students that have been diagnosed with this condition)
Migraine headaches

	Male		Female		Unknown		Total	
	Freq.	Pct.	Freq.	Pct.	Freq.	Pct.	Freq.	Pct.
1 No	7	58	31	48	0	0	42	50.6
2 Yes	5	42	33	52	0	0	41	49.4
Valid responses =	12	14	64	77	0	0	83	11.4

Invalid responses include no response.

65T31) Have you had an appointment and/or discussion with a healthcare or mental health professional for the following condition(s) within the last 12 months?
(only includes students that have been diagnosed with this condition)
Obsessive-Compulsive and Related Conditions (for example: OCD, Body Dysmorphia, Hoarding, Trichotillomania and other body-focused repetitive behavior disorders)

	Male		Female		Unknown		Total	
	Freq.	Pct.	Freq.	Pct.	Freq.	Pct.	Freq.	Pct.
1 No	2	40	12	55	0	0	14	50.0
2 Yes	3	60	10	46	0	0	14	50.0
Valid responses =	5	18	22	79	0	0	28	3.9

Invalid responses include no response.

65T32) Have you had an appointment and/or discussion with a healthcare or mental health professional for the following condition(s) within the last 12 months?
(only includes students that have been diagnosed with this condition)
Polycystic Ovarian Syndrome (PCOS)

	Male		Female		Unknown		Total	
	Freq.	Pct.	Freq.	Pct.	Freq.	Pct.	Freq.	Pct.
1 No	0	0	5	29	0	0	7	36.8
2 Yes	0	0	12	71	0	0	12	63.2
Valid responses =	0	0	17	89	0	0	19	2.6

Invalid responses include no response.

65T33) Have you had an appointment and/or discussion with a healthcare or mental health professional for the following condition(s) within the last 12 months?
(only includes students that have been diagnosed with this condition)
PTSD (Posttraumatic Stress Disorder), Adjustment Disorder, or another trauma- or stressor-related condition

	Male		Female		Unknown		Total	
	Freq.	Pct.	Freq.	Pct.	Freq.	Pct.	Freq.	Pct.
1 No	2	50	17	50	0	0	21	48.8
2 Yes	2	50	17	50	0	0	22	51.2
Valid responses =	4	9	34	79	0	0	43	5.9

Invalid responses include no response.



AMERICAN COLLEGE HEALTH ASSOCIATION

American College Health Association-National College Health Assessment (ACHA-NCHA III)

Institutional Data Report - Fall 2020

UNIVERSITY OF IDAHO

American College Health Association

December 1, 2020

8455 Colesville Road, Suite 740

FREQUENCY REPORT

Silver Spring, MD 20910

Number of Surveys (n) =

727 Web Surveys

(410) 859-1500

www.acha.org

65T34) Have you had an appointment and/or discussion with a healthcare or mental health professional for the following condition(s) within the last 12 months?
(only includes students that have been diagnosed with this condition)

Schizophrenia and Other Psychotic Conditions (for example: Schizophrenia, Schizoaffective Disorder, Schizophreniform Disorder, Delusional Disorder)

	Male		Female		Unknown		Total	
	Freq.	Pct.	Freq.	Pct.	Freq.	Pct.	Freq.	Pct.
1 No	0	0	2	100	0	0	4	100.0
2 Yes	0	0	0	0	0	0	0	0.0
Valid responses =	0	0	2	50	0	0	4	0.6

Invalid responses include no response.

65T35) Have you had an appointment and/or discussion with a healthcare or mental health professional for the following condition(s) within the last 12 months?
(only includes students that have been diagnosed with this condition)

Sleep Apnea

	Male		Female		Unknown		Total	
	Freq.	Pct.	Freq.	Pct.	Freq.	Pct.	Freq.	Pct.
1 No	2	67	4	80	0	0	6	60.0
2 Yes	1	33	1	20	0	0	4	40.0
Valid responses =	3	30	5	50	0	0	10	1.4

Invalid responses include no response.

65T36) Have you had an appointment and/or discussion with a healthcare or mental health professional for the following condition(s) within the last 12 months?
(only includes students that have been diagnosed with this condition)

Thyroid condition or disorder

	Male		Female		Unknown		Total	
	Freq.	Pct.	Freq.	Pct.	Freq.	Pct.	Freq.	Pct.
1 No	0	0	1	8	0	0	2	13.3
2 Yes	1	100	12	92	0	0	13	86.7
Valid responses =	1	7	13	87	0	0	15	2.1

Invalid responses include no response.

65T37) Have you had an appointment and/or discussion with a healthcare or mental health professional for the following condition(s) within the last 12 months?
(only includes students that have been diagnosed with this condition)

Tourette's or other neurodevelopmental condition not already listed

	Male		Female		Unknown		Total	
	Freq.	Pct.	Freq.	Pct.	Freq.	Pct.	Freq.	Pct.
1 No	0	0	0	0	0	0	0	0.0
2 Yes	0	0	0	0	0	0	0	0.0
Valid responses =	0	0	0	0	0	0	0	0.0

Invalid responses include no response.

65T38) Have you had an appointment and/or discussion with a healthcare or mental health professional for the following condition(s) within the last 12 months?
(only includes students that have been diagnosed with this condition)

Traumatic brain injury (TBI)

	Male		Female		Unknown		Total	
	Freq.	Pct.	Freq.	Pct.	Freq.	Pct.	Freq.	Pct.
1 No	2	67	4	57	0	0	6	54.5
2 Yes	1	33	3	43	0	0	5	45.5
Valid responses =	3	27	7	64	0	0	11	1.5

Invalid responses include no response.

65T39) Have you had an appointment and/or discussion with a healthcare or mental health professional for the following condition(s) within the last 12 months?
(only includes students that have been diagnosed with this condition)

Urinary system disorder (for example: bladder or kidney disease, urinary reflux, interstitial cystitis)

	Male		Female		Unknown		Total	
	Freq.	Pct.	Freq.	Pct.	Freq.	Pct.	Freq.	Pct.
1 No	1	100	6	50	0	0	7	53.8
2 Yes	0	0	6	50	0	0	6	46.2
Valid responses =	1	8	12	92	0	0	13	1.8

Invalid responses include no response.

65T40) Have you had an appointment and/or discussion with a healthcare or mental health professional for the following condition(s) within the last 12 months?
(only includes students that have been diagnosed with this condition)

Other ongoing or chronic condition not listed above

	Male		Female		Unknown		Total	
	Freq.	Pct.	Freq.	Pct.	Freq.	Pct.	Freq.	Pct.
1 No	4	100	9	43	0	0	17	56.7
2 Yes	0	0	12	57	0	0	13	43.3
Valid responses =	4	13	21	70	0	0	30	4.1

Invalid responses include no response.



AMERICAN COLLEGE HEALTH ASSOCIATION

American College Health Association-National College Health Assessment (ACHA-NCHA III)
Institutional Data Report - Fall 2020 UNIVERSITY OF IDAHO

American College Health Association
8455 Colesville Road, Suite 740
Silver Spring, MD 20910
(410) 859-1500
www.acha.org

December 1, 2020
FREQUENCY REPORT
Number of Surveys (n) =

727 Web Surveys

65U2) In the last 12 months, what treatment(s), if any, have you used for the following conditions?
(only includes students that have had an appointment/discussion with a healthcare/mental health professional for the condition within the last 12 months)
ADD/ADHD - Attention Deficit/Hyperactivity Disorder

	Male		Female		Unknown		Total	
	Freq.	Pct.	Freq.	Pct.	Freq.	Pct.	Freq.	Pct.
1 No treatment	1	13	1	6	0	0	2	6.7
2 Medicine only	4	50	9	50	0	0	15	50.0
3 Therapy only	1	13	3	17	0	0	4	13.3
4 Both medicine and therapy	2	25	5	28	0	0	9	30.0
5 Other Treatment	0	0	0	0	0	0	0	0.0
Valid responses =	8	27	18	60	0	0	30	4.1

Invalid responses include no response.

65U3) In the last 12 months, what treatment(s), if any, have you used for the following conditions?
(only includes students that have had an appointment/discussion with a healthcare/mental health professional for the condition within the last 12 months)
Alcohol or Other Drug-Related Abuse or Addiction

	Male		Female		Unknown		Total	
	Freq.	Pct.	Freq.	Pct.	Freq.	Pct.	Freq.	Pct.
1 No treatment	0	0	0	0	0	0	0	0.0
2 Medicine only	0	0	0	0	0	0	0	0.0
3 Therapy only	2	100	0	0	0	0	2	100.0
4 Both medicine and therapy	0	0	0	0	0	0	0	0.0
5 Other Treatment	0	0	0	0	0	0	0	0.0
Valid responses =	2	100	0	0	0	0	2	0.3

Invalid responses include no response.

65U7) In the last 12 months, what treatment(s), if any, have you used for the following conditions?
(only includes students that have had an appointment/discussion with a healthcare/mental health professional for the condition within the last 12 months)
Anxiety (for example: Generalized Anxiety, Social Anxiety, Panic Disorder, Specific Phobia)

	Male		Female		Unknown		Total	
	Freq.	Pct.	Freq.	Pct.	Freq.	Pct.	Freq.	Pct.
1 No treatment	0	0	5	5	0	0	5	3.4
2 Medicine only	5	23	28	25	0	0	37	25.3
3 Therapy only	3	14	30	27	0	0	36	24.7
4 Both medicine and therapy	14	64	47	42	0	0	67	45.9
5 Other Treatment	0	0	1	1	0	0	1	0.7
Valid responses =	22	15	111	76	0	0	146	20.1

Invalid responses include no response.

65U9) In the last 12 months, what treatment(s), if any, have you used for the following conditions?
(only includes students that have had an appointment/discussion with a healthcare/mental health professional for the condition within the last 12 months)
Autism spectrum

	Male		Female		Unknown		Total	
	Freq.	Pct.	Freq.	Pct.	Freq.	Pct.	Freq.	Pct.
1 No treatment	0	0	0	0	0	0	1	16.7
2 Medicine only	0	0	0	0	0	0	0	0.0
3 Therapy only	0	0	2	67	0	0	3	50.0
4 Both medicine and therapy	1	100	1	33	0	0	2	33.3
5 Other Treatment	0	0	0	0	0	0	0	0.0
Valid responses =	1	17	3	50	0	0	6	0.8

Invalid responses include no response.

65U10) In the last 12 months, what treatment(s), if any, have you used for the following conditions?
(only includes students that have had an appointment/discussion with a healthcare/mental health professional for the condition within the last 12 months)
Bipolar and Related Conditions (for example: Bipolar I, II, Hypomanic Episode)

	Male		Female		Unknown		Total	
	Freq.	Pct.	Freq.	Pct.	Freq.	Pct.	Freq.	Pct.
1 No treatment	0	0	0	0	0	0	0	0.0
2 Medicine only	0	0	2	29	0	0	2	22.2
3 Therapy only	0	0	0	0	0	0	0	0.0
4 Both medicine and therapy	1	100	5	71	0	0	7	77.8
5 Other Treatment	0	0	0	0	0	0	0	0.0
Valid responses =	1	11	7	78	0	0	9	1.2

Invalid responses include no response.

65U11) In the last 12 months, what treatment(s), if any, have you used for the following conditions?
(only includes students that have had an appointment/discussion with a healthcare/mental health professional for the condition within the last 12 months)
Borderline Personality Disorder (BPD), Avoidant Personality, Dependent Personality, or another personality disorder

	Male		Female		Unknown		Total	
	Freq.	Pct.	Freq.	Pct.	Freq.	Pct.	Freq.	Pct.
1 No treatment	0	0	0	0	0	0	0	0.0
2 Medicine only	0	0	0	0	0	0	0	0.0
3 Therapy only	0	0	0	0	0	0	0	0.0
4 Both medicine and therapy	1	100	0	0	0	0	1	100.0
5 Other Treatment	0	0	0	0	0	0	0	0.0
Valid responses =	1	100	0	0	0	0	1	0.1

Invalid responses include no response.

65U15) In the last 12 months, what treatment(s), if any, have you used for the following conditions?
(only includes students that have had an appointment/discussion with a healthcare/mental health professional for the condition within the last 12 months)



AMERICAN COLLEGE HEALTH ASSOCIATION

American College Health Association-National College Health Assessment (ACHA-NCHA III)
Institutional Data Report - Fall 2020 UNIVERSITY OF IDAHO

American College Health Association
8455 Colesville Road, Suite 740
Silver Spring, MD 20910
(410) 859-1500
www.acha.org

December 1, 2020
FREQUENCY REPORT
Number of Surveys (n) =

727 Web Surveys

Depression (for example: Major depression, persistent depressive disorder, disruptive mood disorder)

	Male		Female		Unknown		Total	
	Freq.	Pct.	Freq.	Pct.	Freq.	Pct.	Freq.	Pct.
1 No treatment	1	5	4	5	0	0	6	4.8
2 Medicine only	3	14	20	23	0	0	27	21.8
3 Therapy only	4	19	22	25	0	0	31	25.0
4 Both medicine and therapy	13	62	41	47	0	0	59	47.6
5 Other Treatment	0	0	1	1	0	0	1	0.8
Valid responses =	21	17	88	71	0	0	124	17.1

Invalid responses include no response.

65U17) In the last 12 months, what treatment(s), if any, have you used for the following conditions?

(only includes students that have had an appointment/discussion with a healthcare/mental health professional for the condition within the last 12 months)

Eating Disorders (for example: Anorexia Nervosa, Bulimia Nervosa, Binge-Eating)

	Male		Female		Unknown		Total	
	Freq.	Pct.	Freq.	Pct.	Freq.	Pct.	Freq.	Pct.
1 No treatment	1	100	1	13	0	0	2	16.7
2 Medicine only	0	0	0	0	0	0	0	0.0
3 Therapy only	0	0	4	50	0	0	7	58.3
4 Both medicine and therapy	0	0	2	25	0	0	2	16.7
5 Other Treatment	0	0	1	13	0	0	1	8.3
Valid responses =	1	8	8	67	0	0	12	1.7

Invalid responses include no response.

65U19) In the last 12 months, what treatment(s), if any, have you used for the following conditions?

(only includes students that have had an appointment/discussion with a healthcare/mental health professional for the condition within the last 12 months)

Gambling Disorder

	Male		Female		Unknown		Total	
	Freq.	Pct.	Freq.	Pct.	Freq.	Pct.	Freq.	Pct.
1 No treatment	0	0	0	0	0	0	0	0.0
2 Medicine only	0	0	0	0	0	0	0	0.0
3 Therapy only	0	0	0	0	0	0	0	0.0
4 Both medicine and therapy	0	0	0	0	0	0	0	0.0
5 Other Treatment	0	0	0	0	0	0	0	0.0
Valid responses =	0	0	0	0	0	0	0	0.0

Invalid responses include no response.

65U28) In the last 12 months, what treatment(s), if any, have you used for the following conditions?

(only includes students that have had an appointment/discussion with a healthcare/mental health professional for the condition within the last 12 months)

Insomnia

	Male		Female		Unknown		Total	
	Freq.	Pct.	Freq.	Pct.	Freq.	Pct.	Freq.	Pct.
1 No treatment	0	0	3	21	0	0	4	16.7
2 Medicine only	4	100	8	57	0	0	13	54.2
3 Therapy only	0	0	1	7	0	0	3	12.5
4 Both medicine and therapy	0	0	2	14	0	0	3	12.5
5 Other Treatment	0	0	0	0	0	0	1	4.2
Valid responses =	4	17	14	58	0	0	24	3.3

Invalid responses include no response.

65U31) In the last 12 months, what treatment(s), if any, have you used for the following conditions?

(only includes students that have had an appointment/discussion with a healthcare/mental health professional for the condition within the last 12 months)

Obsessive-Compulsive and Related Conditions (for example: OCD, Body Dysmorphia, Hoarding, Trichotillomania and other body-focused repetitive behavior disorders)

	Male		Female		Unknown		Total	
	Freq.	Pct.	Freq.	Pct.	Freq.	Pct.	Freq.	Pct.
1 No treatment	1	33	0	0	0	0	2	14.3
2 Medicine only	2	67	3	30	0	0	5	35.7
3 Therapy only	0	0	3	30	0	0	3	21.4
4 Both medicine and therapy	0	0	4	40	0	0	4	28.6
5 Other Treatment	0	0	0	0	0	0	0	0.0
Valid responses =	3	21	10	71	0	0	14	1.9

Invalid responses include no response.

65U33) In the last 12 months, what treatment(s), if any, have you used for the following conditions?

(only includes students that have had an appointment/discussion with a healthcare/mental health professional for the condition within the last 12 months)

PTSD (Posttraumatic Stress Disorder), Acute Stress Disorder, Adjustment Disorder, or another trauma- or stressor- related condition

	Male		Female		Unknown		Total	
	Freq.	Pct.	Freq.	Pct.	Freq.	Pct.	Freq.	Pct.
1 No treatment	2	100	1	6	0	0	3	13.6
2 Medicine only	0	0	2	12	0	0	2	9.1
3 Therapy only	0	0	8	47	0	0	11	50.0
4 Both medicine and therapy	0	0	6	35	0	0	6	27.3
5 Other Treatment	0	0	0	0	0	0	0	0.0
Valid responses =	2	9	17	77	0	0	22	3.0

Invalid responses include no response.

65U34) In the last 12 months, what treatment(s), if any, have you used for the following conditions?

(only includes students that have had an appointment/discussion with a healthcare/mental health professional for the condition within the last 12 months)

Schizophrenia and Other Psychotic Conditions (for example: Schizophrenia, Schizoaffective Disorder, Schizophreniform Disorder, Delusional Disorder)

	Male		Female		Unknown		Total	
	Freq.	Pct.	Freq.	Pct.	Freq.	Pct.	Freq.	Pct.



AMERICAN COLLEGE HEALTH ASSOCIATION

American College Health Association-National College Health Assessment (ACHA-NCHA III) Institutional Data Report - Fall 2020 UNIVERSITY OF IDAHO

American College Health Association
8455 Colesville Road, Suite 740
Silver Spring, MD 20910
(410) 859-1500
www.acha.org

December 1, 2020
FREQUENCY REPORT
Number of Surveys (n) = 727 Web Surveys

1 No treatment	0	0	0	0	0	0	0	0.0
2 Medicine only	0	0	0	0	0	0	0	0.0
3 Therapy only	0	0	0	0	0	0	0	0.0
4 Both medicine and therapy	0	0	0	0	0	0	0	0.0
5 Other Treatment	0	0	0	0	0	0	0	0.0
Valid responses =	0	0	0	0	0	0	0	0.0

Invalid responses include no response.

65U37) In the last 12 months, what treatment(s), if any, have you used for the following conditions?
(only includes students that have had an appointment/discussion with a healthcare/mental health professional for the condition within the last 12 months)
Tourette's or other neurodevelopmental condition not already listed

	Male		Female		Unknown		Total	
	Freq.	Pct.	Freq.	Pct.	Freq.	Pct.	Freq.	Pct.
1 No treatment	0	0	0	0	0	0	0	0.0
2 Medicine only	0	0	0	0	0	0	0	0.0
3 Therapy only	0	0	0	0	0	0	0	0.0
4 Both medicine and therapy	0	0	0	0	0	0	0	0.0
5 Other Treatment	0	0	0	0	0	0	0	0.0
Valid responses =	0	0	0	0	0	0	0	0.0

Invalid responses include no response.

65U38) In the last 12 months, what treatment(s), if any, have you used for the following conditions?
(only includes students that have had an appointment/discussion with a healthcare/mental health professional for the condition within the last 12 months)
Traumatic brain injury (TBI)

	Male		Female		Unknown		Total	
	Freq.	Pct.	Freq.	Pct.	Freq.	Pct.	Freq.	Pct.
1 No treatment	1	100	1	33	0	0	2	40.0
2 Medicine only	0	0	0	0	0	0	0	0.0
3 Therapy only	0	0	1	33	0	0	1	20.0
4 Both medicine and therapy	0	0	0	0	0	0	1	20.0
5 Other Treatment	0	0	1	33	0	0	1	20.0
Valid responses =	1	20	3	60	0	0	5	0.7

Invalid responses include no response.

65W1) Have you received treatment for the following condition(s) by a healthcare or mental health professional within the last 12 months?
(only includes students that have had an appointment/discussion with a healthcare/mental health professional for the condition within the last 12 months)
Acne

	Male		Female		Unknown		Total	
	Freq.	Pct.	Freq.	Pct.	Freq.	Pct.	Freq.	Pct.
1 No	0	0	7	10	0	0	7	8.0
2 Yes	16	100	65	90	0	0	81	92.0
Valid responses =	16	18	72	82	0	0	88	12.1

Invalid responses include no response.

65W4) Have you received treatment for the following condition(s) by a healthcare or mental health professional within the last 12 months?
(only includes students that have had an appointment/discussion with a healthcare/mental health professional for the condition within the last 12 months)
Allergies - food allergy

	Male		Female		Unknown		Total	
	Freq.	Pct.	Freq.	Pct.	Freq.	Pct.	Freq.	Pct.
1 No	1	33	9	53	0	0	10	50.0
2 Yes	2	67	8	47	0	0	10	50.0
Valid responses =	3	15	17	85	0	0	20	2.8

Invalid responses include no response.

65W5) Have you received treatment for the following condition(s) by a healthcare or mental health professional within the last 12 months?
(only includes students that have had an appointment/discussion with a healthcare/mental health professional for the condition within the last 12 months)
Allergies - animals/pets

	Male		Female		Unknown		Total	
	Freq.	Pct.	Freq.	Pct.	Freq.	Pct.	Freq.	Pct.
1 No	4	44	25	63	0	0	31	60.8
2 Yes	5	56	15	38	0	0	20	39.2
Valid responses =	9	18	40	78	0	0	51	7.0

Invalid responses include no response.



AMERICAN COLLEGE HEALTH ASSOCIATION

American College Health Association-National College Health Assessment (ACHA-NCHA III)
Institutional Data Report - Fall 2020 UNIVERSITY OF IDAHO

American College Health Association
8455 Colesville Road, Suite 740
Silver Spring, MD 20910
(410) 859-1500
www.acha.org

December 1, 2020
FREQUENCY REPORT
Number of Surveys (n) =

727 Web Surveys

65W6) Have you received treatment for the following condition(s) by a healthcare or mental health professional within the last 12 months?
(only includes students that have had an appointment/discussion with a healthcare/mental health professional for the condition within the last 12 months)
Allergies - environmental (for example: pollen, grass, dust, mold)

	Male		Female		Unknown		Total	
	Freq.	Pct.	Freq.	Pct.	Freq.	Pct.	Freq.	Pct.
1 No	0	0	0	0	0	0	0	0.0
2 Yes	0	0	0	0	0	0	0	0.0
Valid responses =	0	0	0	0	0	0	0	0.0

Invalid responses include no response.

65W8) Have you received treatment for the following condition(s) by a healthcare or mental health professional within the last 12 months?
(only includes students that have had an appointment/discussion with a healthcare/mental health professional for the condition within the last 12 months)
Asthma

	Male		Female		Unknown		Total	
	Freq.	Pct.	Freq.	Pct.	Freq.	Pct.	Freq.	Pct.
1 No	1	11	3	14	0	0	4	12.5
2 Yes	8	89	19	86	0	0	28	87.5
Valid responses =	9	28	22	69	0	0	32	4.4

Invalid responses include no response.

65W12) Have you received treatment for the following condition(s) by a healthcare or mental health professional within the last 12 months?
(only includes students that have had an appointment/discussion with a healthcare/mental health professional for the condition within the last 12 months)
Cancer

	Male		Female		Unknown		Total	
	Freq.	Pct.	Freq.	Pct.	Freq.	Pct.	Freq.	Pct.
1 No	1	100	0	0	0	0	1	50.0
2 Yes	0	0	1	100	0	0	1	50.0
Valid responses =	1	50	1	50	0	0	2	0.3

Invalid responses include no response.

65W13) Have you received treatment for the following condition(s) by a healthcare or mental health professional within the last 12 months?
(only includes students that have had an appointment/discussion with a healthcare/mental health professional for the condition within the last 12 months)
Celiac disease

	Male		Female		Unknown		Total	
	Freq.	Pct.	Freq.	Pct.	Freq.	Pct.	Freq.	Pct.
1 No	0	0	1	33	0	0	1	33.3
2 Yes	0	0	2	67	0	0	2	66.7
Valid responses =	0	0	3	100	0	0	3	0.4

Invalid responses include no response.

65W14) Have you received treatment for the following condition(s) by a healthcare or mental health professional within the last 12 months?
(only includes students that have had an appointment/discussion with a healthcare/mental health professional for the condition within the last 12 months)
Chronic pain (for example: back or joint pain, arthritis, nerve pain)

	Male		Female		Unknown		Total	
	Freq.	Pct.	Freq.	Pct.	Freq.	Pct.	Freq.	Pct.
1 No	3	60	6	24	0	0	10	28.6
2 Yes	2	40	19	76	0	0	25	71.4
Valid responses =	5	14	25	71	0	0	35	4.8

Invalid responses include no response.

65W16) Have you received treatment for the following condition(s) by a healthcare or mental health professional within the last 12 months?
(only includes students that have had an appointment/discussion with a healthcare/mental health professional for the condition within the last 12 months)
Diabetes or pre-diabetes/insulin resistance

	Male		Female		Unknown		Total	
	Freq.	Pct.	Freq.	Pct.	Freq.	Pct.	Freq.	Pct.
1 No	0	0	1	20	0	0	1	14.3
2 Yes	2	100	4	80	0	0	6	85.7
Valid responses =	2	29	5	71	0	0	7	1.0

Invalid responses include no response.

65W18) Have you received treatment for the following condition(s) by a healthcare or mental health professional within the last 12 months?
(only includes students that have had an appointment/discussion with a healthcare/mental health professional for the condition within the last 12 months)
Endometriosis

	Male		Female		Unknown		Total	
	Freq.	Pct.	Freq.	Pct.	Freq.	Pct.	Freq.	Pct.
1 No	0	0	5	36	0	0	5	35.7
2 Yes	0	0	9	64	0	0	9	64.3
Valid responses =	0	0	14	100	0	0	14	1.9

Invalid responses include no response.



AMERICAN COLLEGE HEALTH ASSOCIATION

American College Health Association-National College Health Assessment (ACHA-NCHA III)
Institutional Data Report - Fall 2020 UNIVERSITY OF IDAHO

American College Health Association
8455 Colesville Road, Suite 740
Silver Spring, MD 20910
(410) 859-1500
www.acha.org

December 1, 2020
FREQUENCY REPORT
Number of Surveys (n) =

727 Web Surveys

65W20) Have you received treatment for the following condition(s) by a healthcare or mental health professional within the last 12 months?
(only includes students that have had an appointment/discussion with a healthcare/mental health professional for the condition within the last 12 months)
Genital herpes

	Male		Female		Unknown		Total	
	Freq.	Pct.	Freq.	Pct.	Freq.	Pct.	Freq.	Pct.
1 No	0	0	0	0	0	0	0	0.0
2 Yes	0	0	1	100	0	0	1	100.0
Valid responses =	0	0	1	100	0	0	1	0.1

Invalid responses include no response.

65W21) Have you received treatment for the following condition(s) by a healthcare or mental health professional within the last 12 months?
(only includes students that have had an appointment/discussion with a healthcare/mental health professional for the condition within the last 12 months)
Gastroesophageal Reflux Disease (GERD) or acid reflux

	Male		Female		Unknown		Total	
	Freq.	Pct.	Freq.	Pct.	Freq.	Pct.	Freq.	Pct.
1 No	2	50	2	25	0	0	4	33.3
2 Yes	2	50	6	75	0	0	8	66.7
Valid responses =	4	33	8	67	0	0	12	1.7

Invalid responses include no response.

65W22) Have you received treatment for the following condition(s) by a healthcare or mental health professional within the last 12 months?
(only includes students that have had an appointment/discussion with a healthcare/mental health professional for the condition within the last 12 months)
Heart & vascular disorders (for example: atrial fibrillation or other cardiac arrhythmia, mitral valve prolapse or other valvular heart disease, congenital heart condition)

	Male		Female		Unknown		Total	
	Freq.	Pct.	Freq.	Pct.	Freq.	Pct.	Freq.	Pct.
1 No	0	0	3	75	0	0	3	60.0
2 Yes	1	100	1	25	0	0	2	40.0
Valid responses =	1	20	4	80	0	0	5	0.7

Invalid responses include no response.

65W23) Have you received treatment for the following condition(s) by a healthcare or mental health professional within the last 12 months?
(only includes students that have had an appointment/discussion with a healthcare/mental health professional for the condition within the last 12 months)
Hepatitis B or C

	Male		Female		Unknown		Total	
	Freq.	Pct.	Freq.	Pct.	Freq.	Pct.	Freq.	Pct.
1 No	0	0	1	100	0	0	1	100.0
2 Yes	0	0	0	0	0	0	0	0.0
Valid responses =	0	0	1	100	0	0	1	0.1

Invalid responses include no response.

65W24) Have you received treatment for the following condition(s) by a healthcare or mental health professional within the last 12 months?
(only includes students that have had an appointment/discussion with a healthcare/mental health professional for the condition within the last 12 months)
High blood pressure (hypertension)

	Male		Female		Unknown		Total	
	Freq.	Pct.	Freq.	Pct.	Freq.	Pct.	Freq.	Pct.
1 No	1	33	3	60	0	0	4	50.0
2 Yes	2	67	2	40	0	0	4	50.0
Valid responses =	3	38	5	63	0	0	8	1.1

Invalid responses include no response.

65W25) Have you received treatment for the following condition(s) by a healthcare or mental health professional within the last 12 months?
(only includes students that have had an appointment/discussion with a healthcare/mental health professional for the condition within the last 12 months)
High cholesterol (hyperlipidemia)

	Male		Female		Unknown		Total	
	Freq.	Pct.	Freq.	Pct.	Freq.	Pct.	Freq.	Pct.
1 No	1	100	3	60	0	0	4	66.7
2 Yes	0	0	2	40	0	0	2	33.3
Valid responses =	1	17	5	83	0	0	6	0.8

Invalid responses include no response.

65W26) Have you received treatment for the following condition(s) by a healthcare or mental health professional within the last 12 months?
(only includes students that have had an appointment/discussion with a healthcare/mental health professional for the condition within the last 12 months)
HIV or AIDS

	Male		Female		Unknown		Total	
	Freq.	Pct.	Freq.	Pct.	Freq.	Pct.	Freq.	Pct.
1 No	0	0	0	0	0	0	0	0.0
2 Yes	0	0	0	0	0	0	0	0.0
Valid responses =	0	0	0	0	0	0	0	0.0

Invalid responses include no response.



AMERICAN COLLEGE HEALTH ASSOCIATION

American College Health Association-National College Health Assessment (ACHA-NCHA III)
Institutional Data Report - Fall 2020 UNIVERSITY OF IDAHO

American College Health Association
8455 Colesville Road, Suite 740
Silver Spring, MD 20910
(410) 859-1500
www.acha.org

December 1, 2020
FREQUENCY REPORT
Number of Surveys (n) =

727 Web Surveys

65W27) Have you received treatment for the following condition(s) by a healthcare or mental health professional within the last 12 months?
(only includes students that have had an appointment/discussion with a healthcare/mental health professional for the condition within the last 12 months)
Human papillomavirus (HPV) or genital warts

	Male		Female		Unknown		Total	
	Freq.	Pct.	Freq.	Pct.	Freq.	Pct.	Freq.	Pct.
1 No	0	0	1	25	0	0	1	16.7
2 Yes	2	100	3	75	0	0	5	83.3
Valid responses =	2	33	4	67	0	0	6	0.8

Invalid responses include no response.

65W29) Have you received treatment for the following condition(s) by a healthcare or mental health professional within the last 12 months?
(only includes students that have had an appointment/discussion with a healthcare/mental health professional for the condition within the last 12 months)
Irritable bowel syndrome (spastic colon or spastic bowel)

	Male		Female		Unknown		Total	
	Freq.	Pct.	Freq.	Pct.	Freq.	Pct.	Freq.	Pct.
1 No	1	100	4	44	0	0	5	45.5
2 Yes	0	0	5	56	0	0	6	54.5
Valid responses =	1	9	9	82	0	0	11	1.5

Invalid responses include no response.

65W30) Have you received treatment for the following condition(s) by a healthcare or mental health professional within the last 12 months?
(only includes students that have had an appointment/discussion with a healthcare/mental health professional for the condition within the last 12 months)
Migraine headaches

	Male		Female		Unknown		Total	
	Freq.	Pct.	Freq.	Pct.	Freq.	Pct.	Freq.	Pct.
1 No	1	20	7	21	0	0	10	24.4
2 Yes	4	80	26	79	0	0	31	75.6
Valid responses =	5	12	33	80	0	0	41	5.6

Invalid responses include no response.

65W32) Have you received treatment for the following condition(s) by a healthcare or mental health professional within the last 12 months?
(only includes students that have had an appointment/discussion with a healthcare/mental health professional for the condition within the last 12 months)
Polycystic Ovarian Syndrome (PCOS)

	Male		Female		Unknown		Total	
	Freq.	Pct.	Freq.	Pct.	Freq.	Pct.	Freq.	Pct.
1 No	0	0	1	8	0	0	1	8.3
2 Yes	0	0	11	92	0	0	11	91.7
Valid responses =	0	0	12	100	0	0	12	1.7

Invalid responses include no response.

65W35) Have you received treatment for the following condition(s) by a healthcare or mental health professional within the last 12 months?
(only includes students that have had an appointment/discussion with a healthcare/mental health professional for the condition within the last 12 months)
Sleep Apnea

	Male		Female		Unknown		Total	
	Freq.	Pct.	Freq.	Pct.	Freq.	Pct.	Freq.	Pct.
1 No	0	0	0	0	0	0	2	50.0
2 Yes	1	100	1	100	0	0	2	50.0
Valid responses =	1	25	1	25	0	0	4	0.6

Invalid responses include no response.

65W36) Have you received treatment for the following condition(s) by a healthcare or mental health professional within the last 12 months?
(only includes students that have had an appointment/discussion with a healthcare/mental health professional for the condition within the last 12 months)
Thyroid condition or disorder

	Male		Female		Unknown		Total	
	Freq.	Pct.	Freq.	Pct.	Freq.	Pct.	Freq.	Pct.
1 No	0	0	0	0	0	0	0	0.0
2 Yes	1	100	12	100	0	0	13	100.0
Valid responses =	1	8	12	92	0	0	13	1.8

Invalid responses include no response.

65W39) Have you received treatment for the following condition(s) by a healthcare or mental health professional within the last 12 months?
(only includes students that have had an appointment/discussion with a healthcare/mental health professional for the condition within the last 12 months)
Urinary system disorder (for example: bladder or kidney disease, urinary reflux, interstitial cystitis)

	Male		Female		Unknown		Total	
	Freq.	Pct.	Freq.	Pct.	Freq.	Pct.	Freq.	Pct.
1 No	0	0	2	33	0	0	2	33.3
2 Yes	0	0	4	67	0	0	4	66.7
Valid responses =	0	0	6	100	0	0	6	0.8

Invalid responses include no response.



AMERICAN COLLEGE HEALTH ASSOCIATION

American College Health Association-National College Health Assessment (ACHA-NCHA III)
Institutional Data Report - Fall 2020
 American College Health Association
 8455 Colesville Road, Suite 740
 Silver Spring, MD 20910
 (410) 859-1500
www.acha.org

UNIVERSITY OF IDAHO
 December 1, 2020
 FREQUENCY REPORT
 Number of Surveys (n) = 727 Web Surveys

65X1) Did a healthcare or mental health professional tell you that you do not need treatment, or that you can stop treatment, for the following conditions?
 (only includes students that have had an appointment/discussion, but have not received treatment for the condition within the last 12 months)

Acne

	Male		Female		Unknown		Total	
	Freq.	Pct.	Freq.	Pct.	Freq.	Pct.	Freq.	Pct.
1 No	0	0	4	57	0	0	4	57.1
2 Yes	0	0	3	43	0	0	3	42.9
Valid responses =	0	0	7	100	0	0	7	1.0

Invalid responses include no response.

65X2) Did a healthcare or mental health professional tell you that you do not need treatment, or that you can stop treatment, for the following conditions?
 (only includes students that have had an appointment/discussion, but have not received treatment for the condition within the last 12 months)

ADD/ADHD - Attention Deficit/Hyperactivity Disorder

	Male		Female		Unknown		Total	
	Freq.	Pct.	Freq.	Pct.	Freq.	Pct.	Freq.	Pct.
1 No	0	0	0	0	0	0	0	0.0
2 Yes	0	0	0	0	0	0	0	0.0
Valid responses =	0	0	0	0	0	0	0	0.0

Invalid responses include no response.

65X3) Did a healthcare or mental health professional tell you that you do not need treatment, or that you can stop treatment, for the following conditions?
 (only includes students that have had an appointment/discussion, but have not received treatment for the condition within the last 12 months)

Alcohol or Other Drug-Related Abuse or Addiction

	Male		Female		Unknown		Total	
	Freq.	Pct.	Freq.	Pct.	Freq.	Pct.	Freq.	Pct.
1 No	0	0	0	0	0	0	0	0.0
2 Yes	0	0	0	0	0	0	0	0.0
Valid responses =	0	0	0	0	0	0	0	0.0

Invalid responses include no response.

65X4) Did a healthcare or mental health professional tell you that you do not need treatment, or that you can stop treatment, for the following conditions?
 (only includes students that have had an appointment/discussion, but have not received treatment for the condition within the last 12 months)

Allergies - food allergy

	Male		Female		Unknown		Total	
	Freq.	Pct.	Freq.	Pct.	Freq.	Pct.	Freq.	Pct.
1 No	1	100	5	63	0	0	6	66.7
2 Yes	0	0	3	38	0	0	3	33.3
Valid responses =	1	11	8	89	0	0	9	1.2

Invalid responses include no response.

65X5) Did a healthcare or mental health professional tell you that you do not need treatment, or that you can stop treatment, for the following conditions?
 (only includes students that have had an appointment/discussion, but have not received treatment for the condition within the last 12 months)

Allergies - animals/pets

	Male		Female		Unknown		Total	
	Freq.	Pct.	Freq.	Pct.	Freq.	Pct.	Freq.	Pct.
1 No	3	75	16	67	0	0	20	66.7
2 Yes	1	25	8	33	0	0	10	33.3
Valid responses =	4	13	24	80	0	0	30	4.1

Invalid responses include no response.

65X6) Did a healthcare or mental health professional tell you that you do not need treatment, or that you can stop treatment, for the following conditions?
 (only includes students that have had an appointment/discussion, but have not received treatment for the condition within the last 12 months)

Allergies - environmental (for example: pollen, grass, dust, mold)

	Male		Female		Unknown		Total	
	Freq.	Pct.	Freq.	Pct.	Freq.	Pct.	Freq.	Pct.
1 No	0	0	0	0	0	0	0	0.0
2 Yes	0	0	0	0	0	0	0	0.0
Valid responses =	0	0	0	0	0	0	0	0.0

Invalid responses include no response.

65X7) Did a healthcare or mental health professional tell you that you do not need treatment, or that you can stop treatment, for the following conditions?
 (only includes students that have had an appointment/discussion, but have not received treatment for the condition within the last 12 months)

Anxiety (for example: Generalized Anxiety, Social Anxiety, Panic Disorder, Specific Phobia)

	Male		Female		Unknown		Total	
	Freq.	Pct.	Freq.	Pct.	Freq.	Pct.	Freq.	Pct.
1 No	0	0	1	50	0	0	1	50.0
2 Yes	0	0	1	50	0	0	1	50.0
Valid responses =	0	0	2	100	0	0	2	0.3

Invalid responses include no response.



AMERICAN COLLEGE HEALTH ASSOCIATION

American College Health Association-National College Health Assessment (ACHA-NCHA III)
Institutional Data Report - Fall 2020 UNIVERSITY OF IDAHO

American College Health Association
8455 Colesville Road, Suite 740
Silver Spring, MD 20910
(410) 859-1500
www.acha.org

December 1, 2020
FREQUENCY REPORT
Number of Surveys (n) =

727 Web Surveys

65X8) Did a healthcare or mental health professional tell you that you do not need treatment, or that you can stop treatment, for the following conditions?
(only includes students that have had an appointment/discussion, but have not received treatment for the condition within the last 12 months)

Asthma

	Male		Female		Unknown		Total		Pct.
	Freq.	Pct.	Freq.	Pct.	Freq.	Pct.	Freq.	Pct.	
1 No	1	100	2	67	0	0	3	75.0	
2 Yes	0	0	1	33	0	0	1	25.0	
Valid responses =	1	25	3	75	0	0	4	0.6	

Invalid responses include no response.

65X9) Did a healthcare or mental health professional tell you that you do not need treatment, or that you can stop treatment, for the following conditions?
(only includes students that have had an appointment/discussion, but have not received treatment for the condition within the last 12 months)

Autism spectrum

	Male		Female		Unknown		Total		Pct.
	Freq.	Pct.	Freq.	Pct.	Freq.	Pct.	Freq.	Pct.	
1 No	0	0	0	0	0	0	0	0.0	
2 Yes	0	0	0	0	0	0	0	0.0	
Valid responses =	0	0	0	0	0	0	0	0.0	

Invalid responses include no response.

65X10) Did a healthcare or mental health professional tell you that you do not need treatment, or that you can stop treatment, for the following conditions?
(only includes students that have had an appointment/discussion, but have not received treatment for the condition within the last 12 months)

Bipolar and Related Conditions (for example: Bipolar I, II, Hypomanic Episode)

	Male		Female		Unknown		Total		Pct.
	Freq.	Pct.	Freq.	Pct.	Freq.	Pct.	Freq.	Pct.	
1 No	0	0	0	0	0	0	0	0.0	
2 Yes	0	0	0	0	0	0	0	0.0	
Valid responses =	0	0	0	0	0	0	0	0.0	

Invalid responses include no response.

65X11) Did a healthcare or mental health professional tell you that you do not need treatment, or that you can stop treatment, for the following conditions?
(only includes students that have had an appointment/discussion, but have not received treatment for the condition within the last 12 months)

Borderline Personality Disorder (BPD), Avoidant Personality, Dependent Personality, or another personality disorder

	Male		Female		Unknown		Total		Pct.
	Freq.	Pct.	Freq.	Pct.	Freq.	Pct.	Freq.	Pct.	
1 No	0	0	0	0	0	0	0	0.0	
2 Yes	0	0	0	0	0	0	0	0.0	
Valid responses =	0	0	0	0	0	0	0	0.0	

Invalid responses include no response.

65X12) Did a healthcare or mental health professional tell you that you do not need treatment, or that you can stop treatment, for the following conditions?
(only includes students that have had an appointment/discussion, but have not received treatment for the condition within the last 12 months)

Cancer

	Male		Female		Unknown		Total		Pct.
	Freq.	Pct.	Freq.	Pct.	Freq.	Pct.	Freq.	Pct.	
1 No	0	0	0	0	0	0	0	0.0	
2 Yes	1	100	0	0	0	0	1	100.0	
Valid responses =	1	100	0	0	0	0	1	0.1	

Invalid responses include no response.

65X13) Did a healthcare or mental health professional tell you that you do not need treatment, or that you can stop treatment, for the following conditions?
(only includes students that have had an appointment/discussion, but have not received treatment for the condition within the last 12 months)

Celiac disease

	Male		Female		Unknown		Total		Pct.
	Freq.	Pct.	Freq.	Pct.	Freq.	Pct.	Freq.	Pct.	
1 No	0	0	1	100	0	0	1	100.0	
2 Yes	0	0	0	0	0	0	0	0.0	
Valid responses =	0	0	1	100	0	0	1	0.1	

Invalid responses include no response.

65X14) Did a healthcare or mental health professional tell you that you do not need treatment, or that you can stop treatment, for the following conditions?
(only includes students that have had an appointment/discussion, but have not received treatment for the condition within the last 12 months)

Chronic pain (for example: back or joint pain, arthritis, nerve pain)

	Male		Female		Unknown		Total		Pct.
	Freq.	Pct.	Freq.	Pct.	Freq.	Pct.	Freq.	Pct.	
1 No	1	33	5	100	0	0	7	77.8	
2 Yes	2	67	0	0	0	0	2	22.2	
Valid responses =	3	33	5	56	0	0	9	1.2	

Invalid responses include no response.



AMERICAN COLLEGE HEALTH ASSOCIATION

American College Health Association-National College Health Assessment (ACHA-NCHA III)
Institutional Data Report - Fall 2020 UNIVERSITY OF IDAHO

American College Health Association
8455 Colesville Road, Suite 740
Silver Spring, MD 20910
(410) 859-1500
www.acha.org

December 1, 2020
FREQUENCY REPORT
Number of Surveys (n) =

727 Web Surveys

65X15) Did a healthcare or mental health professional tell you that you do not need treatment, or that you can stop treatment, for the following conditions?
(only includes students that have had an appointment/discussion, but have not received treatment for the condition within the last 12 months)
Depression (for example: Major depression, persistent depressive disorder, disruptive mood disorder)

	Male		Female		Unknown		Total		Pct.
	Freq.	Pct.	Freq.	Pct.	Freq.	Pct.	Freq.	Pct.	
1 No	0	0	1	50	0	0	1	50.0	
2 Yes	0	0	1	50	0	0	1	50.0	
Valid responses =	0	0	2	100	0	0	2	0.3	

Invalid responses include no response.

65X16) Did a healthcare or mental health professional tell you that you do not need treatment, or that you can stop treatment, for the following conditions?
(only includes students that have had an appointment/discussion, but have not received treatment for the condition within the last 12 months)
Diabetes or pre-diabetes/insulin resistance

	Male		Female		Unknown		Total		Pct.
	Freq.	Pct.	Freq.	Pct.	Freq.	Pct.	Freq.	Pct.	
1 No	0	0	1	100	0	0	1	100.0	
2 Yes	0	0	0	0	0	0	0	0.0	
Valid responses =	0	0	1	100	0	0	1	0.1	

Invalid responses include no response.

65X17) Did a healthcare or mental health professional tell you that you do not need treatment, or that you can stop treatment, for the following conditions?
(only includes students that have had an appointment/discussion, but have not received treatment for the condition within the last 12 months)
Eating Disorders (for example: Anorexia Nervosa, Bulimia Nervosa, Binge-Eating)

	Male		Female		Unknown		Total		Pct.
	Freq.	Pct.	Freq.	Pct.	Freq.	Pct.	Freq.	Pct.	
1 No	0	0	0	0	0	0	0	0.0	
2 Yes	0	0	0	0	0	0	0	0.0	
Valid responses =	0	0	0	0	0	0	0	0.0	

Invalid responses include no response.

65X18) Did a healthcare or mental health professional tell you that you do not need treatment, or that you can stop treatment, for the following conditions?
(only includes students that have had an appointment/discussion, but have not received treatment for the condition within the last 12 months)
Endometriosis

	Male		Female		Unknown		Total		Pct.
	Freq.	Pct.	Freq.	Pct.	Freq.	Pct.	Freq.	Pct.	
1 No	0	0	2	40	0	0	2	40.0	
2 Yes	0	0	3	60	0	0	3	60.0	
Valid responses =	0	0	5	100	0	0	5	0.7	

Invalid responses include no response.

65X19) Did a healthcare or mental health professional tell you that you do not need treatment, or that you can stop treatment, for the following conditions?
(only includes students that have had an appointment/discussion, but have not received treatment for the condition within the last 12 months)
Gambling Disorder

	Male		Female		Unknown		Total		Pct.
	Freq.	Pct.	Freq.	Pct.	Freq.	Pct.	Freq.	Pct.	
1 No	0	0	0	0	0	0	0	0.0	
2 Yes	0	0	0	0	0	0	0	0.0	
Valid responses =	0	0	0	0	0	0	0	0.0	

Invalid responses include no response.

65X20) Did a healthcare or mental health professional tell you that you do not need treatment, or that you can stop treatment, for the following conditions?
(only includes students that have had an appointment/discussion, but have not received treatment for the condition within the last 12 months)
Genital herpes

	Male		Female		Unknown		Total		Pct.
	Freq.	Pct.	Freq.	Pct.	Freq.	Pct.	Freq.	Pct.	
1 No	0	0	0	0	0	0	0	0.0	
2 Yes	0	0	0	0	0	0	0	0.0	
Valid responses =	0	0	0	0	0	0	0	0.0	

Invalid responses include no response.

65X21) Did a healthcare or mental health professional tell you that you do not need treatment, or that you can stop treatment, for the following conditions?
(only includes students that have had an appointment/discussion, but have not received treatment for the condition within the last 12 months)
Gastroesophageal Reflux Disease (GERD) or acid reflux

	Male		Female		Unknown		Total		Pct.
	Freq.	Pct.	Freq.	Pct.	Freq.	Pct.	Freq.	Pct.	
1 No	0	0	1	100	0	0	1	33.3	
2 Yes	2	100	0	0	0	0	2	66.7	
Valid responses =	2	67	1	33	0	0	3	0.4	

Invalid responses include no response.



AMERICAN COLLEGE HEALTH ASSOCIATION

American College Health Association-National College Health Assessment (ACHA-NCHA III)
Institutional Data Report - Fall 2020 UNIVERSITY OF IDAHO

American College Health Association
8455 Colesville Road, Suite 740
Silver Spring, MD 20910
(410) 859-1500
www.acha.org

December 1, 2020
FREQUENCY REPORT
Number of Surveys (n) =

727 Web Surveys

65X22) Did a healthcare or mental health professional tell you that you do not need treatment, or that you can stop treatment, for the following conditions?

(only includes students that have had an appointment/discussion, but have not received treatment for the condition within the last 12 months)

Heart & vascular disorders (for example: atrial fibrillation or other cardiac arrhythmia, mitral valve prolapse or other valvular heart disease, congenital heart condition)

	Male		Female		Unknown		Total	
	Freq.	Pct.	Freq.	Pct.	Freq.	Pct.	Freq.	Pct.
1 No	0	0	0	0	0	0	0	0.0
2 Yes	0	0	3	100	0	0	3	100.0
Valid responses =	0	0	3	100	0	0	3	0.4

Invalid responses include no response.

65X23) Did a healthcare or mental health professional tell you that you do not need treatment, or that you can stop treatment, for the following conditions?

(only includes students that have had an appointment/discussion, but have not received treatment for the condition within the last 12 months)

Hepatitis B or C

	Male		Female		Unknown		Total	
	Freq.	Pct.	Freq.	Pct.	Freq.	Pct.	Freq.	Pct.
1 No	0	0	1	100	0	0	1	100.0
2 Yes	0	0	0	0	0	0	0	0.0
Valid responses =	0	0	1	100	0	0	1	0.1

Invalid responses include no response.

65X24) Did a healthcare or mental health professional tell you that you do not need treatment, or that you can stop treatment, for the following conditions?

(only includes students that have had an appointment/discussion, but have not received treatment for the condition within the last 12 months)

High blood pressure (hypertension)

	Male		Female		Unknown		Total	
	Freq.	Pct.	Freq.	Pct.	Freq.	Pct.	Freq.	Pct.
1 No	0	0	1	33	0	0	1	33.3
2 Yes	0	0	2	67	0	0	2	66.7
Valid responses =	0	0	3	100	0	0	3	0.4

Invalid responses include no response.

65X25) Did a healthcare or mental health professional tell you that you do not need treatment, or that you can stop treatment, for the following conditions?

(only includes students that have had an appointment/discussion, but have not received treatment for the condition within the last 12 months)

High cholesterol (hyperlipidemia)

	Male		Female		Unknown		Total	
	Freq.	Pct.	Freq.	Pct.	Freq.	Pct.	Freq.	Pct.
1 No	0	0	1	33	0	0	1	33.3
2 Yes	0	0	2	67	0	0	2	66.7
Valid responses =	0	0	3	100	0	0	3	0.4

Invalid responses include no response.

65X26) Did a healthcare or mental health professional tell you that you do not need treatment, or that you can stop treatment, for the following conditions?

or that you can stop treatment, for the following conditions?

(only includes students that have had an appointment/discussion, but have not received treatment for the condition within the last 12 months)

HIV or AIDS

	Male		Female		Unknown		Total	
	Freq.	Pct.	Freq.	Pct.	Freq.	Pct.	Freq.	Pct.
1 No	0	0	0	0	0	0	0	0.0
2 Yes	0	0	0	0	0	0	0	0.0
Valid responses =	0	0	0	0	0	0	0	0.0

Invalid responses include no response.

65X27) Did a healthcare or mental health professional tell you that you do not need treatment, or that you can stop treatment, for the following conditions?

or that you can stop treatment, for the following conditions?

(only includes students that have had an appointment/discussion, but have not received treatment for the condition within the last 12 months)

Human papillomavirus (HPV) or genital warts

	Male		Female		Unknown		Total	
	Freq.	Pct.	Freq.	Pct.	Freq.	Pct.	Freq.	Pct.
1 No	0	0	0	0	0	0	0	0.0
2 Yes	0	0	1	100	0	0	1	100.0
Valid responses =	0	0	1	100	0	0	1	0.1

Invalid responses include no response.

65X28) Did a healthcare or mental health professional tell you that you do not need treatment, or that you can stop treatment, for the following conditions?

(only includes students that have had an appointment/discussion, but have not received treatment for the condition within the last 12 months)

Insomnia

	Male		Female		Unknown		Total	
	Freq.	Pct.	Freq.	Pct.	Freq.	Pct.	Freq.	Pct.
1 No	0	0	1	100	0	0	2	100.0
2 Yes	0	0	0	0	0	0	0	0.0
Valid responses =	0	0	1	50	0	0	2	0.3

Invalid responses include no response.



AMERICAN COLLEGE HEALTH ASSOCIATION

American College Health Association-National College Health Assessment (ACHA-NCHA III)
Institutional Data Report - Fall 2020 UNIVERSITY OF IDAHO

American College Health Association
8455 Colesville Road, Suite 740
Silver Spring, MD 20910
(410) 859-1500
www.acha.org

December 1, 2020
FREQUENCY REPORT
Number of Surveys (n) = 727 Web Surveys

65X29) Did a healthcare or mental health professional tell you that you do not need treatment, or that you can stop treatment, for the following conditions?
(only includes students that have had an appointment/discussion, but have not received treatment for the condition within the last 12 months)
Irritable bowel syndrome (spastic colon or spastic bowel)

	Male		Female		Unknown		Total		Pct.
	Freq.	Pct.	Freq.	Pct.	Freq.	Pct.	Freq.	Pct.	
1 No	0	0	3	75	0	0	3	60.0	
2 Yes	1	100	1	25	0	0	2	40.0	
Valid responses =	1	20	4	80	0	0	5	0.7	

Invalid responses include no response.

65X30) Did a healthcare or mental health professional tell you that you do not need treatment, or that you can stop treatment, for the following conditions?
(only includes students that have had an appointment/discussion, but have not received treatment for the condition within the last 12 months)
Migraine headaches

	Male		Female		Unknown		Total		Pct.
	Freq.	Pct.	Freq.	Pct.	Freq.	Pct.	Freq.	Pct.	
1 No	0	0	2	33	0	0	4	44.4	
2 Yes	1	100	4	67	0	0	5	55.6	
Valid responses =	1	11	6	67	0	0	9	1.2	

Invalid responses include no response.

65X31) Did a healthcare or mental health professional tell you that you do not need treatment, or that you can stop treatment, for the following conditions?
(only includes students that have had an appointment/discussion, but have not received treatment for the condition within the last 12 months)
Obsessive-Compulsive and Related Conditions (for example: OCD, Body Dysmorphia, Hoarding, Trichotillomania and other body-focused repetitive behavior disorders)

	Male		Female		Unknown		Total		Pct.
	Freq.	Pct.	Freq.	Pct.	Freq.	Pct.	Freq.	Pct.	
1 No	0	0	0	0	0	0	1	100.0	
2 Yes	0	0	0	0	0	0	0	0.0	
Valid responses =	0	0	0	0	0	0	1	0.1	

Invalid responses include no response.

65X32) Did a healthcare or mental health professional tell you that you do not need treatment, or that you can stop treatment, for the following conditions?
(only includes students that have had an appointment/discussion, but have not received treatment for the condition within the last 12 months)
Polycystic Ovarian Syndrome (PCOS)

	Male		Female		Unknown		Total		Pct.
	Freq.	Pct.	Freq.	Pct.	Freq.	Pct.	Freq.	Pct.	
1 No	0	0	1	100	0	0	1	100.0	
2 Yes	0	0	0	0	0	0	0	0.0	
Valid responses =	0	0	1	100	0	0	1	0.1	

Invalid responses include no response.

65X33) Did a healthcare or mental health professional tell you that you do not need treatment, or that you can stop treatment, for the following conditions?
(only includes students that have had an appointment/discussion, but have not received treatment for the condition within the last 12 months)
PTSD (Posttraumatic Stress Disorder), Acute Stress Disorder, Adjustment Disorder, or another trauma- or stressor-related condition

	Male		Female		Unknown		Total		Pct.
	Freq.	Pct.	Freq.	Pct.	Freq.	Pct.	Freq.	Pct.	
1 No	0	0	1	100	0	0	1	50.0	
2 Yes	1	100	0	0	0	0	1	50.0	
Valid responses =	1	50	1	50	0	0	2	0.3	

Invalid responses include no response.

65X34) Did a healthcare or mental health professional tell you that you do not need treatment, or that you can stop treatment, for the following conditions?
(only includes students that have had an appointment/discussion, but have not received treatment for the condition within the last 12 months)
Schizophrenia and Other Psychotic Conditions (for example: Schizophrenia, Schizoaffective Disorder, Schizophreniform Disorder, Delusional Disorder)

	Male		Female		Unknown		Total		Pct.
	Freq.	Pct.	Freq.	Pct.	Freq.	Pct.	Freq.	Pct.	
1 No	0	0	0	0	0	0	0	0.0	
2 Yes	0	0	0	0	0	0	0	0.0	
Valid responses =	0	0	0	0	0	0	0	0.0	

Invalid responses include no response.

65X35) Did a healthcare or mental health professional tell you that you do not need treatment, or that you can stop treatment, for the following conditions?
(only includes students that have had an appointment/discussion, but have not received treatment for the condition within the last 12 months)
Sleep Apnea

	Male		Female		Unknown		Total		Pct.
	Freq.	Pct.	Freq.	Pct.	Freq.	Pct.	Freq.	Pct.	
1 No	0	0	0	0	0	0	2	100.0	
2 Yes	0	0	0	0	0	0	0	0.0	
Valid responses =	0	0	0	0	0	0	2	0.3	

Invalid responses include no response.



AMERICAN COLLEGE HEALTH ASSOCIATION

American College Health Association-National College Health Assessment (ACHA-NCHA III)
Institutional Data Report - Fall 2020 UNIVERSITY OF IDAHO

American College Health Association
8455 Colesville Road, Suite 740
Silver Spring, MD 20910
(410) 859-1500
www.acha.org

December 1, 2020
FREQUENCY REPORT
Number of Surveys (n) =

727 Web Surveys

65X36) Did a healthcare or mental health professional tell you that you do not need treatment, or that you can stop treatment, for the following conditions?
(only includes students that have had an appointment/discussion, but have not received treatment for the condition within the last 12 months)

Thyroid condition or disorder

	Male		Female		Unknown		Total	
	Freq.	Pct.	Freq.	Pct.	Freq.	Pct.	Freq.	Pct.
1 No	0	0	0	0	0	0	0	0.0
2 Yes	0	0	0	0	0	0	0	0.0
Valid responses =	0	0	0	0	0	0	0	0.0

Invalid responses include no response.

65X37) Did a healthcare or mental health professional tell you that you do not need treatment, or that you can stop treatment, for the following conditions?
(only includes students that have had an appointment/discussion, but have not received treatment for the condition within the last 12 months)

Tourette's or other neurodevelopmental condition not already listed

	Male		Female		Unknown		Total	
	Freq.	Pct.	Freq.	Pct.	Freq.	Pct.	Freq.	Pct.
1 No	0	0	0	0	0	0	0	0.0
2 Yes	0	0	0	0	0	0	0	0.0
Valid responses =	0	0	0	0	0	0	0	0.0

Invalid responses include no response.

65X38) Did a healthcare or mental health professional tell you that you do not need treatment, or that you can stop treatment, for the following conditions?
(only includes students that have had an appointment/discussion, but have not received treatment for the condition within the last 12 months)

Traumatic brain injury (TBI)

	Male		Female		Unknown		Total	
	Freq.	Pct.	Freq.	Pct.	Freq.	Pct.	Freq.	Pct.
1 No	0	0	0	0	0	0	0	0.0
2 Yes	1	100	1	100	0	0	2	100.0
Valid responses =	1	50	1	50	0	0	2	0.3

Invalid responses include no response.

65X39) Did a healthcare or mental health professional tell you that you do not need treatment, or that you can stop treatment, for the following conditions?
(only includes students that have had an appointment/discussion, but have not received treatment for the condition within the last 12 months)

Urinary system disorder (for example: bladder or kidney disease, urinary reflux, interstitial cystitis)

	Male		Female		Unknown		Total	
	Freq.	Pct.	Freq.	Pct.	Freq.	Pct.	Freq.	Pct.
1 No	0	0	0	0	0	0	0	0.0
2 Yes	0	0	2	100	0	0	2	100.0
Valid responses =	0	0	2	100	0	0	2	0.3

Invalid responses include no response.

65Y) Within the last 12 months, to what extent did your ongoing or chronic condition(s) negatively affect your academic performance?
(only includes students with an ongoing or chronic condition)

	Male		Female		Unknown		Total	
	Freq.	Pct.	Freq.	Pct.	Freq.	Pct.	Freq.	Pct.
1 Did not affect academic performance	101	72	197	56	0	0	303	59.1
2 Negatively impacted performance in a class	29	21	133	38	0	0	172	33.5
3 Delayed progress towards degree	10	7	21	6	0	0	38	7.4
Valid responses =	140	27	351	68	0	0	513	70.6

Invalid responses include no response.

66A) Within the last 12 months, have any of the following affected your academic performance?

Assault (physical)

	Male		Female		Unknown		Total	
	Freq.	Pct.	Freq.	Pct.	Freq.	Pct.	Freq.	Pct.
1 Did not experience this issue	233	97	444	98	1	100	700	97.1
2 Did not affect academic performance	8	3	9	2	0	0	18	2.5
3 Negatively impacted performance in a class	0	0	1	0	0	0	2	0.3
4 Delayed progress towards degree	0	0	1	0	0	0	1	0.1
Valid responses =	241	33	455	63	1	0	721	99.2

Invalid responses include no response.

66B) Within the last 12 months, have any of the following affected your academic performance?

Assault (sexual)

	Male		Female		Unknown		Total	
	Freq.	Pct.	Freq.	Pct.	Freq.	Pct.	Freq.	Pct.
1 Did not experience this issue	235	98	418	92	1	100	676	93.9
2 Did not affect academic performance	4	2	30	7	0	0	35	4.9
3 Negatively impacted performance in a class	2	1	4	1	0	0	6	0.8
4 Delayed progress towards degree	0	0	2	0	0	0	3	0.4
Valid responses =	241	33	454	63	1	0	720	99.0

Invalid responses include no response.



AMERICAN COLLEGE HEALTH ASSOCIATION

American College Health Association-National College Health Assessment (ACHA-NCHA III)
Institutional Data Report - Fall 2020 UNIVERSITY OF IDAHO

American College Health Association
8455 Colesville Road, Suite 740
Silver Spring, MD 20910
(410) 859-1500
www.acha.org

December 1, 2020
FREQUENCY REPORT
Number of Surveys (n) =

727 Web Surveys

66C) Within the last 12 months, have any of the following affected your academic performance? Allergies

	Male		Female		Unknown		Total		Pct.
	Freq.	Pct.	Freq.	Pct.	Freq.	Pct.	Freq.	Pct.	
1 Did not experience this issue	161	67	265	59	1	100	442	61.6	
2 Did not affect academic performance	77	32	174	39	0	0	259	36.1	
3 Negatively impacted performance in a class	3	1	12	3	0	0	15	2.1	
4 Delayed progress towards degree	0	0	1	0	0	0	1	0.1	
Valid responses =	241	34	452	63	1	0	717	98.6	

Invalid responses include no response.

66D) Within the last 12 months, have any of the following affected your academic performance? Anxiety

	Male		Female		Unknown		Total		Pct.
	Freq.	Pct.	Freq.	Pct.	Freq.	Pct.	Freq.	Pct.	
1 Did not experience this issue	107	45	110	24	1	100	219	30.5	
2 Did not affect academic performance	71	30	161	36	0	0	238	33.2	
3 Negatively impacted performance in a class	49	21	160	35	0	0	222	31.0	
4 Delayed progress towards degree	12	5	22	5	0	0	38	5.3	
Valid responses =	239	33	453	63	1	0	717	98.6	

Invalid responses include no response.

66E) Within the last 12 months, have any of the following affected your academic performance? Attention-Deficit/Hyperactivity Disorder (ADHD) or Attention-Deficit Disorder (ADD)

	Male		Female		Unknown		Total		Pct.
	Freq.	Pct.	Freq.	Pct.	Freq.	Pct.	Freq.	Pct.	
1 Did not experience this issue	209	87	399	88	1	100	622	86.3	
2 Did not affect academic performance	14	6	10	2	0	0	26	3.6	
3 Negatively impacted performance in a class	14	6	33	7	0	0	51	7.1	
4 Delayed progress towards degree	4	2	13	3	0	0	22	3.1	
Valid responses =	241	33	455	63	1	0	721	99.2	

Invalid responses include no response.

66F) Within the last 12 months, have any of the following affected your academic performance? Concussion or Traumatic Brain Injury (TBI)

	Male		Female		Unknown		Total		Pct.
	Freq.	Pct.	Freq.	Pct.	Freq.	Pct.	Freq.	Pct.	
1 Did not experience this issue	232	97	431	95	1	100	687	95.5	
2 Did not affect academic performance	6	3	9	2	0	0	15	2.1	
3 Negatively impacted performance in a class	2	1	12	3	0	0	14	1.9	
4 Delayed progress towards degree	0	0	2	0	0	0	3	0.4	
Valid responses =	240	33	454	63	1	0	719	98.9	

Invalid responses include no response.

66G) Within the last 12 months, have any of the following affected your academic performance? Depression

	Male		Female		Unknown		Total		Pct.
	Freq.	Pct.	Freq.	Pct.	Freq.	Pct.	Freq.	Pct.	
1 Did not experience this issue	139	58	210	46	1	100	353	49.2	
2 Did not affect academic performance	48	20	99	22	0	0	151	21.0	
3 Negatively impacted performance in a class	43	18	123	27	0	0	177	24.7	
4 Delayed progress towards degree	9	4	22	5	0	0	37	5.2	
Valid responses =	239	33	454	63	1	0	718	98.8	

Invalid responses include no response.

66H) Within the last 12 months, have any of the following affected your academic performance? Eating disorder/problem

	Male		Female		Unknown		Total		Pct.
	Freq.	Pct.	Freq.	Pct.	Freq.	Pct.	Freq.	Pct.	
1 Did not experience this issue	222	93	384	85	1	100	623	87.1	
2 Did not affect academic performance	12	5	48	11	0	0	66	9.2	
3 Negatively impacted performance in a class	3	1	20	4	0	0	25	3.5	
4 Delayed progress towards degree	1	0	0	0	0	0	1	0.1	
Valid responses =	238	33	452	63	1	0	715	98.3	

Invalid responses include no response.

66I) Within the last 12 months, have any of the following affected your academic performance? Headaches/migraines

	Male		Female		Unknown		Total		Pct.
	Freq.	Pct.	Freq.	Pct.	Freq.	Pct.	Freq.	Pct.	
1 Did not experience this issue	180	75	220	49	1	100	409	56.9	
2 Did not affect academic performance	49	20	139	31	0	0	198	27.5	
3 Negatively impacted performance in a class	11	5	91	20	0	0	108	15.0	
4 Delayed progress towards degree	0	0	4	1	0	0	4	0.6	
Valid responses =	240	33	454	63	1	0	719	98.9	

Invalid responses include no response.



AMERICAN COLLEGE HEALTH ASSOCIATION

American College Health Association-National College Health Assessment (ACHA-NCHA III)
Institutional Data Report - Fall 2020 UNIVERSITY OF IDAHO

American College Health Association
8455 Colesville Road, Suite 740
Silver Spring, MD 20910
(410) 859-1500
www.acha.org

December 1, 2020
FREQUENCY REPORT
Number of Surveys (n) =

727 Web Surveys

66J) Within the last 12 months, have any of the following affected your academic performance? Influenza or influenza like illness (the flu)

	Male		Female		Unknown		Total		Pct.
	Freq.	Pct.	Freq.	Pct.	Freq.	Pct.	Freq.	Pct.	
1 Did not experience this issue	207	86	393	87	1	100	619	86.2	
2 Did not affect academic performance	25	10	42	9	0	0	69	9.6	
3 Negatively impacted performance in a class	8	3	18	4	0	0	30	4.2	
4 Delayed progress towards degree	0	0	0	0	0	0	0	0.0	
Valid responses =	240	33	453	63	1	0	718	98.8	

Invalid responses include no response.

66K) Within the last 12 months, have any of the following affected your academic performance? Injury (for example: burn, sprain, or broken bone) excluding concussion or TBI

	Male		Female		Unknown		Total		Pct.
	Freq.	Pct.	Freq.	Pct.	Freq.	Pct.	Freq.	Pct.	
1 Did not experience this issue	217	90	392	87	1	100	628	87.5	
2 Did not affect academic performance	19	8	47	10	0	0	69	9.6	
3 Negatively impacted performance in a class	3	1	13	3	0	0	18	2.5	
4 Delayed progress towards degree	1	0	1	0	0	0	3	0.4	
Valid responses =	240	33	453	63	1	0	718	98.8	

Invalid responses include no response.

66L) Within the last 12 months, have any of the following affected your academic performance? PMS (Premenstrual Syndrome), painful periods, or menstrual cramping

	Male		Female		Unknown		Total		Pct.
	Freq.	Pct.	Freq.	Pct.	Freq.	Pct.	Freq.	Pct.	
1 Did not experience this issue	239	100	201	44	1	100	450	62.5	
2 Did not affect academic performance	1	0	192	42	0	0	200	27.8	
3 Negatively impacted performance in a class	0	0	57	13	0	0	65	9.0	
4 Delayed progress towards degree	0	0	5	1	0	0	5	0.7	
Valid responses =	240	33	455	63	1	0	720	99.0	

Invalid responses include no response.

66M) Within the last 12 months, have any of the following affected your academic performance? Post Traumatic Stress Disorder (PTSD)

	Male		Female		Unknown		Total		Pct.
	Freq.	Pct.	Freq.	Pct.	Freq.	Pct.	Freq.	Pct.	
1 Did not experience this issue	233	97	410	91	1	100	664	92.5	
2 Did not affect academic performance	5	2	25	6	0	0	32	4.5	
3 Negatively impacted performance in a class	2	1	14	3	0	0	16	2.2	
4 Delayed progress towards degree	0	0	4	1	0	0	6	0.8	
Valid responses =	240	33	453	63	1	0	718	98.8	

Invalid responses include no response.

66N) Within the last 12 months, have any of the following affected your academic performance? Short-term illness, excluding upper respiratory illness and influenza

	Male		Female		Unknown		Total		Pct.
	Freq.	Pct.	Freq.	Pct.	Freq.	Pct.	Freq.	Pct.	
1 Did not experience this issue	214	89	370	82	1	100	604	84.1	
2 Did not affect academic performance	23	10	64	14	0	0	89	12.4	
3 Negatively impacted performance in a class	4	2	17	4	0	0	24	3.3	
4 Delayed progress towards degree	0	0	1	0	0	0	1	0.1	
Valid responses =	241	34	452	63	1	0	718	98.8	

Invalid responses include no response.

66O) Within the last 12 months, have any of the following affected your academic performance? Upper respiratory illness (for example: sinus infection, colds, or sore throat, etc.)

	Male		Female		Unknown		Total		Pct.
	Freq.	Pct.	Freq.	Pct.	Freq.	Pct.	Freq.	Pct.	
1 Did not experience this issue	187	78	304	67	1	100	505	70.1	
2 Did not affect academic performance	45	19	115	25	0	0	166	23.1	
3 Negatively impacted performance in a class	8	3	36	8	0	0	49	6.8	
4 Delayed progress towards degree	0	0	0	0	0	0	0	0.0	
Valid responses =	240	33	455	63	1	0	720	99.0	

Invalid responses include no response.

66P) Within the last 12 months, have any of the following affected your academic performance? Sleep difficulties

	Male		Female		Unknown		Total		Pct.
	Freq.	Pct.	Freq.	Pct.	Freq.	Pct.	Freq.	Pct.	
1 Did not experience this issue	114	48	165	36	1	100	282	39.2	
2 Did not affect academic performance	72	30	135	30	0	0	212	29.5	
3 Negatively impacted performance in a class	47	20	147	32	0	0	210	29.2	
4 Delayed progress towards degree	7	3	7	2	0	0	15	2.1	
Valid responses =	240	33	454	63	1	0	719	98.9	

Invalid responses include no response.



AMERICAN COLLEGE HEALTH ASSOCIATION

American College Health Association-National College Health Assessment (ACHA-NCHA III)
Institutional Data Report - Fall 2020

UNIVERSITY OF IDAHO

American College Health Association
8455 Colesville Road, Suite 740
Silver Spring, MD 20910
(410) 859-1500
www.acha.org

December 1, 2020
FREQUENCY REPORT
Number of Surveys (n) =

727 Web Surveys

66Q) Within the last 12 months, have any of the following affected your academic performance? Stress

	Male		Female		Unknown		Total		Pct.
	Freq.	Pct.	Freq.	Pct.	Freq.	Pct.	Freq.		
1 Did not experience this issue	68	29	56	12	1	100	126	17.5	
2 Did not affect academic performance	100	42	156	34	0	0	259	36.1	
3 Negatively impacted performance in a class	61	26	218	48	0	0	294	40.9	
4 Delayed progress towards degree	10	4	24	5	0	0	39	5.4	
Valid responses =	239	33	454	63	1	0	718	98.8	

Invalid responses include no response.

66R) Within the last 12 months, have any of the following affected your academic performance? Other issue not previously reported

	Male		Female		Unknown		Total		Pct.
	Freq.	Pct.	Freq.	Pct.	Freq.	Pct.	Freq.		
1 Did not experience this issue	203	99	374	98	1	100	598	98.4	
2 Did not affect academic performance	1	1	2	1	0	0	3	0.5	
3 Negatively impacted performance in a class	1	1	2	1	0	0	5	0.8	
4 Delayed progress towards degree	0	0	2	1	0	0	2	0.3	
Valid responses =	205	34	380	63	1	0	608	83.6	

Invalid responses include no response.

67A) What sex were you assigned at birth?

	Male		Female		Unknown		Total		Pct.
	Freq.	Pct.	Freq.	Pct.	Freq.	Pct.	Freq.		
1 Female	0	0	455	100	0	0	472	65.5	
2 Male	242	100	0	0	0	0	249	34.5	
3 Intersex	0	0	0	0	0	0	0	0.0	
Valid responses =	242	34	455	63	0	0	721	99.2	

Invalid responses include no response.

67B) Do you identify as transgender?

	Male		Female		Unknown		Total		Pct.
	Freq.	Pct.	Freq.	Pct.	Freq.	Pct.	Freq.		
1 No	242	100	455	100	0	0	711	98.6	
2 Yes	0	0	0	0	0	0	10	1.4	
Valid responses =	242	34	455	63	0	0	721	99.2	

Invalid responses include no response.

67C) Which term do you use to describe your gender identity?

	Male		Female		Unknown		Total		Pct.
	Freq.	Pct.	Freq.	Pct.	Freq.	Pct.	Freq.		
1 Woman or female	0	0	455	100	0	0	457	63.3	
2 Man or male	242	100	0	0	1	100	244	33.8	
3 Trans woman	0	0	0	0	0	0	1	0.1	
4 Trans man	0	0	0	0	0	0	1	0.1	
5 Genderqueer	0	0	0	0	0	0	4	0.6	
6 My identity is not listed	0	0	0	0	0	0	2	0.3	
7 Agender	0	0	0	0	0	0	1	0.1	
8 Genderfluid	0	0	0	0	0	0	3	0.4	
9 Non-binary	0	0	0	0	0	0	9	1.2	
10 Intersex	0	0	0	0	0	0	0	0.0	
Valid responses =	242	34	455	63	1	0	722	99.3	

Invalid responses include no response.

68) What term best describes your sexual orientation?

	Male		Female		Unknown		Total		Pct.
	Freq.	Pct.	Freq.	Pct.	Freq.	Pct.	Freq.		
1 Asexual (from write-ins)	0	0	10	2	0	0	11	1.5	
2 Bisexual	12	5	64	14	0	0	83	11.5	
3 Gay	8	3	1	0	0	0	9	1.2	
4 Lesbian	0	0	6	1	0	0	8	1.1	
5 Pansexual	2	1	4	1	0	0	9	1.2	
6 Queer	1	0	8	2	0	0	13	1.8	
7 Questioning	3	1	12	3	0	0	18	2.5	
9 Straight/Heterosexual	216	89	349	77	1	100	569	78.8	
10 My identity not listed above	0	0	1	0	0	0	2	0.3	
Valid responses =	242	34	455	63	1	0	722	99.3	

Invalid responses include no response.



AMERICAN COLLEGE HEALTH ASSOCIATION

American College Health Association-National College Health Assessment (ACHA-NCHA III) Institutional Data Report - Fall 2020 UNIVERSITY OF IDAHO

American College Health Association
8455 Colesville Road, Suite 740
Silver Spring, MD 20910
(410) 859-1500
www.acha.org

December 1, 2020
FREQUENCY REPORT
Number of Surveys (n) =

727 Web Surveys

69) How old are you?

	Male		Female		Unknown		Total		Pct.
	Freq.	Pct.	Freq.	Pct.	Freq.	Pct.	Freq.		
1 18 Years	35	15	75	17	0	0	115	16.0	
2 19 Years	37	15	87	19	0	0	126	17.5	
3 20 Years	27	11	71	16	0	0	101	14.0	
4 21 Years	37	15	80	18	0	0	123	17.1	
5 22 Years	21	9	39	9	0	0	62	8.6	
6 23 Years	15	6	20	4	0	0	35	4.9	
7 24 Years	10	4	10	2	0	0	20	2.8	
8 25 Years	6	3	16	4	0	0	22	3.1	
9 26 to 30 Years	30	13	30	7	0	0	62	8.6	
10 31 to 40 Years	20	8	16	4	1	100	40	5.6	
11 41 or More Years	2	1	10	2	0	0	13	1.8	
Valid responses =	240	33	454	63	1	0	719	98.9	

Invalid responses include no response.

	Mean	Median	Std Dev	Min	Max
Male	22.64	21.00	4.96	18	49
Female	21.84	20.00	5.35	18	53
Overall	22.27	21.00	6.01	18	98

71) What is your weight in pounds?

	Male		Female		Unknown		Total		Pct.
	Freq.	Pct.	Freq.	Pct.	Freq.	Pct.	Freq.		
1 151 to 100 Pounds	0	0	8	2	0	0	8	1.1	
2 101 to 150 Pounds	55	23	269	60	0	0	330	46.3	
3 151 to 200 Pounds	128	54	139	31	0	0	278	39.0	
4 201 to 250 Pounds	45	19	23	5	1	100	73	10.3	
5 251 to 300 Pounds	7	3	5	1	0	0	13	1.8	
6 301 or More Pounds	4	2	4	1	0	0	10	1.4	
Valid responses =	239	34	448	63	1	0	712	97.9	

Invalid responses include no response.

	Mean	Median	Std Dev	Min	Max
Male	182.88	175.00	40.54	117	360
Female	152.17	145.00	36.12	90	360
Overall	164.16	155.00	42.99	90	499

72) What is your year in school?

	Male		Female		Unknown		Total		Pct.
	Freq.	Pct.	Freq.	Pct.	Freq.	Pct.	Freq.		
1 1st year undergraduate	47	19	89	20	0	0	143	19.8	
2 2nd year undergraduate	40	17	82	18	0	0	125	17.3	
3 3rd year undergraduate	43	18	90	20	0	0	136	18.9	
4 4th year undergraduate	40	17	81	18	1	100	128	17.8	
5 5th year or more undergraduate	20	8	29	6	0	0	49	6.8	
6 Master's (MA, MS, etc.)	26	11	46	10	0	0	74	10.3	
7 Doctorate (PhD, EdD, MD, JD, etc.)	26	11	34	8	0	0	63	8.7	
8 Not seeking a degree	0	0	0	0	0	0	0	0.0	
9 Other (please specify):	0	0	3	1	0	0	3	0.4	
Valid responses =	242	34	454	63	1	0	721	99.2	

Invalid responses include no response.

73) What is your enrollment status?

	Male		Female		Unknown		Total		Pct.
	Freq.	Pct.	Freq.	Pct.	Freq.	Pct.	Freq.		
1 Full-time	240	100	447	99	1	100	712	99.0	
2 Part-time	1	0	4	1	0	0	5	0.7	
3 Other	0	0	2	0	0	0	2	0.3	
Valid responses =	241	34	453	63	1	0	719	98.9	

Invalid responses include no response.

73A) I am taking classes this term:

	Male		Female		Unknown		Total		Pct.
	Freq.	Pct.	Freq.	Pct.	Freq.	Pct.	Freq.		
1 Entirely in-person	11	5	16	4	0	0	27	3.7	
2 Entirely online	36	15	84	19	0	0	130	18.0	
3 A mix of in-person and online classes	195	81	355	78	1	100	565	78.3	
Valid responses =	242	34	455	63	1	0	722	99.3	

Invalid responses include no response.



AMERICAN COLLEGE HEALTH ASSOCIATION

American College Health Association-National College Health Assessment (ACHA-NCHA III)
Institutional Data Report - Fall 2020 UNIVERSITY OF IDAHO

American College Health Association
8455 Colesville Road, Suite 740
Silver Spring, MD 20910
(410) 859-1500
www.acha.org

December 1, 2020
FREQUENCY REPORT
Number of Surveys (n) =

727 Web Surveys

74) Do you have a visa (for example: F-1, J-1, or M-1) to study or work in the United States?

	Male		Female		Unknown		Total	
	Freq.	Pct.	Freq.	Pct.	Freq.	Pct.	Freq.	Pct.
1 No	223	93	431	95	1	100	679	94.3
2 Yes	17	7	24	5	0	0	41	5.7
Valid responses =	240	33	455	63	1	0	720	99.0

Invalid responses include no response.

75A1) How do you usually describe yourself? (Please select ALL that apply) American Indian or Native Alaskan

	Male		Female		Unknown		Total	
	Freq.	Pct.	Freq.	Pct.	Freq.	Pct.	Freq.	Pct.
0 Not selected	237	98	434	95	6	100	700	96.3
1 Selected	5	2	21	5	0	0	27	3.7
Valid responses =	242	33	455	63	6	1	727	100.0

Invalid responses include no response.

75A2) How do you usually describe yourself? (Please select ALL that apply) Asian or Asian American

	Male		Female		Unknown		Total	
	Freq.	Pct.	Freq.	Pct.	Freq.	Pct.	Freq.	Pct.
0 Not selected	225	93	432	95	6	100	687	94.5
1 Selected	17	7	23	5	0	0	40	5.5
Valid responses =	242	33	455	63	6	1	727	100.0

Invalid responses include no response.

75A3) How do you usually describe yourself? (Please select ALL that apply) Black or African American

	Male		Female		Unknown		Total	
	Freq.	Pct.	Freq.	Pct.	Freq.	Pct.	Freq.	Pct.
0 Not selected	238	98	449	99	6	100	716	98.5
1 Selected	4	2	6	1	0	0	11	1.5
Valid responses =	242	33	455	63	6	1	727	100.0

Invalid responses include no response.

75A4) How do you usually describe yourself? (Please select ALL that apply) Hispanic or Latino/a/x

	Male		Female		Unknown		Total	
	Freq.	Pct.	Freq.	Pct.	Freq.	Pct.	Freq.	Pct.
0 Not selected	221	91	404	89	6	100	653	89.8
1 Selected	21	9	51	11	0	0	74	10.2
Valid responses =	242	33	455	63	6	1	727	100.0

Invalid responses include no response.

75A5) How do you usually describe yourself? (Please select ALL that apply) Middle Eastern/North African (MENA) or Arab Origin

	Male		Female		Unknown		Total	
	Freq.	Pct.	Freq.	Pct.	Freq.	Pct.	Freq.	Pct.
0 Not selected	237	98	454	100	6	100	721	99.2
1 Selected	5	2	1	0	0	0	6	0.8
Valid responses =	242	33	455	63	6	1	727	100.0

Invalid responses include no response.

75A6) How do you usually describe yourself? (Please select ALL that apply) Native Hawaiian or Other Pacific Islander Native

	Male		Female		Unknown		Total	
	Freq.	Pct.	Freq.	Pct.	Freq.	Pct.	Freq.	Pct.
0 Not selected	239	99	449	99	6	100	718	98.8
1 Selected	3	1	6	1	0	0	9	1.2
Valid responses =	242	33	455	63	6	1	727	100.0

Invalid responses include no response.

75A7) How do you usually describe yourself? (Please select ALL that apply) White

	Male		Female		Unknown		Total	
	Freq.	Pct.	Freq.	Pct.	Freq.	Pct.	Freq.	Pct.
0 Not selected	37	15	71	16	5	83	116	16.0
1 Selected	205	85	384	84	1	17	611	84.0
Valid responses =	242	33	455	63	6	1	727	100.0

Invalid responses include no response.



AMERICAN COLLEGE HEALTH ASSOCIATION

American College Health Association-National College Health Assessment (ACHA-NCHA III)
Institutional Data Report - Fall 2020
 American College Health Association
 8455 Colesville Road, Suite 740
 Silver Spring, MD 20910
 (410) 859-1500
www.acha.org

UNIVERSITY OF IDAHO
 December 1, 2020
 FREQUENCY REPORT
 Number of Surveys (n) = 727 Web Surveys

75A8) How do you usually describe yourself? (Please select ALL that apply)

Biracial or Multiracial

	Male		Female		Unknown		Total Freq.	Pct.
	Freq.	Pct.	Freq.	Pct.	Freq.	Pct.		
0 Not selected	234	97	438	96	6	100	701	96.4
1 Selected	8	3	17	4	0	0	26	3.6
Valid responses =	242	33	455	63	6	1	727	100.0

Invalid responses include no response.

75A9) How do you usually describe yourself? (Please select ALL that apply)

Another Identity

	Male		Female		Unknown		Total Freq.	Pct.
	Freq.	Pct.	Freq.	Pct.	Freq.	Pct.		
0 Not selected	236	98	451	99	6	100	717	98.6
1 Selected	6	3	4	1	0	0	10	1.4
Valid responses =	242	33	455	63	6	1	727	100.0

Invalid responses include no response.

75B1) Are you? (Please select ALL that apply) (only includes students that describe themselves as Hispanic or Latino/a/x)

Mexican, Mexican American, Chicano

	Male		Female		Unknown		Total Freq.	Pct.
	Freq.	Pct.	Freq.	Pct.	Freq.	Pct.		
0 Not selected	8	38	11	22	0	0	19	25.7
1 Selected	13	62	40	78	0	0	55	74.3
Valid responses =	21	28	51	69	0	0	74	10.2

Invalid responses include no response.

75B2) Are you? (Please select ALL that apply) (only includes students that describe themselves as Hispanic or Latino/a/x)

Puerto Rican

	Male		Female		Unknown		Total Freq.	Pct.
	Freq.	Pct.	Freq.	Pct.	Freq.	Pct.		
0 Not selected	20	95	49	96	0	0	71	95.9
1 Selected	1	5	2	4	0	0	3	4.1
Valid responses =	21	28	51	69	0	0	74	10.2

Invalid responses include no response.

75B3) Are you? (Please select ALL that apply) (only includes students that describe themselves as Hispanic or Latino/a/x)

Cuban

	Male		Female		Unknown		Total Freq.	Pct.
	Freq.	Pct.	Freq.	Pct.	Freq.	Pct.		
0 Not selected	21	100	51	100	0	0	74	100.0
1 Selected	0	0	0	0	0	0	0	0.0
Valid responses =	21	28	51	69	0	0	74	10.2

Invalid responses include no response.

75B4) Are you? (Please select ALL that apply) (only includes students that describe themselves as Hispanic or Latino/a/x)

Another Hispanic, Latino/a/x, or Spanish origin

	Male		Female		Unknown		Total Freq.	Pct.
	Freq.	Pct.	Freq.	Pct.	Freq.	Pct.		
0 Not selected	13	62	40	78	0	0	55	74.3
1 Selected	8	38	11	22	0	0	19	25.7
Valid responses =	21	28	51	69	0	0	74	10.2

Invalid responses include no response.

75C1) Are you? (Please select ALL that apply) (only includes students that describe themselves as Asian or Asian American)

East Asian (for example: Chinese, Japanese, or Korean)

	Male		Female		Unknown		Total Freq.	Pct.
	Freq.	Pct.	Freq.	Pct.	Freq.	Pct.		
0 Not selected	8	47	9	39	0	0	17	42.5
1 Selected	9	53	14	61	0	0	23	57.5
Valid responses =	17	43	23	58	0	0	40	5.5

Invalid responses include no response.

75C2) Are you? (Please select ALL that apply) (only includes students that describe themselves as Asian or Asian American)

Southeast Asian (for example: Cambodian, Vietnamese, Hmong, or Filipino)

	Male		Female		Unknown		Total Freq.	Pct.
	Freq.	Pct.	Freq.	Pct.	Freq.	Pct.		
0 Not selected	12	71	18	78	0	0	30	75.0
1 Selected	5	29	5	22	0	0	10	25.0
Valid responses =	17	43	23	58	0	0	40	5.5

Invalid responses include no response.



AMERICAN COLLEGE HEALTH ASSOCIATION

American College Health Association-National College Health Assessment (ACHA-NCHA III)

Institutional Data Report - Fall 2020

UNIVERSITY OF IDAHO

American College Health Association

December 1, 2020

8455 Colesville Road, Suite 740

FREQUENCY REPORT

Silver Spring, MD 20910

Number of Surveys (n) =

(410) 859-1500

727

Web

Surveys

www.acha.org

75C3) Are you? (Please select ALL that apply) (only includes students that describe themselves as Asian or Asian American)
South Asian (for example: Indian, Pakistani, Nepalese, or Sri Lankan)

	Male		Female		Unknown		Total Freq.	Total Pct.
	Freq.	Pct.	Freq.	Pct.	Freq.	Pct.		
0 Not selected	14	82	18	78	0	0	32	80.0
1 Selected	3	18	5	22	0	0	8	20.0
Valid responses =	17	43	23	58	0	0	40	5.5

Invalid responses include no response.

75C4) Are you? (Please select ALL that apply) (only includes students that describe themselves as Asian or Asian American)
Other Asian

	Male		Female		Unknown		Total Freq.	Total Pct.
	Freq.	Pct.	Freq.	Pct.	Freq.	Pct.		
0 Not selected	17	100	22	96	0	0	39	97.5
1 Selected	0	0	1	4	0	0	1	2.5
Valid responses =	17	43	23	58	0	0	40	5.5

Invalid responses include no response.

76) What is your relationship status?

	Male		Female		Unknown		Total Freq.	Total Pct.
	Freq.	Pct.	Freq.	Pct.	Freq.	Pct.		
1 Not in a relationship	127	53	216	48	0	0	359	49.7
2 In relationship not married/partnered	87	36	202	44	0	0	296	41.0
3 Married/partnered	28	12	37	8	1	100	67	9.3
Valid responses =	242	34	455	63	1	0	722	99.3

Invalid responses include no response.

77A) Are you a member of a social fraternity or sorority?

	Male		Female		Unknown		Total Freq.	Total Pct.
	Freq.	Pct.	Freq.	Pct.	Freq.	Pct.		
1 No	203	84	344	76	1	100	570	79.1
2 Yes	38	16	111	24	0	0	151	20.9
Valid responses =	241	33	455	63	1	0	721	99.2

Invalid responses include no response.

77B) Do you live in a fraternity or sorority residence?

	Male		Female		Unknown		Total Freq.	Total Pct.
	Freq.	Pct.	Freq.	Pct.	Freq.	Pct.		
1 No	223	93	396	87	1	100	643	89.3
2 Yes	18	8	58	13	0	0	77	10.7
Valid responses =	241	33	454	63	1	0	720	99.0

Invalid responses include no response.

78) Where do you currently live? (only includes students that do not live in a fraternity/sorority residence)

	Male		Female		Unknown		Total Freq.	Total Pct.
	Freq.	Pct.	Freq.	Pct.	Freq.	Pct.		
1 Campus/university housing	74	33	113	29	0	0	192	29.8
2 Parent/guardian/other family member's home	11	5	22	6	0	0	34	5.3
3 Off-campus/non-university housing	137	61	259	65	1	100	414	64.2
4 Temporarily with relative, friend, couch surfing	1	0	1	0	0	0	2	0.3
5 Don't have a place to live	0	0	1	0	0	0	1	0.2
6 Other (please specify)	1	0	1	0	0	0	2	0.3
Valid responses =	224	35	397	62	1	0	645	88.7

Invalid responses include no response.

79) What is your primary source of health insurance?

	Male		Female		Unknown		Total Freq.	Total Pct.
	Freq.	Pct.	Freq.	Pct.	Freq.	Pct.		
1 College/university Health Insurance Plan	56	23	81	18	0	0	142	19.7
2 Covered by parent/guardian plan	151	62	303	67	0	0	468	65.0
3 Covered by employer-based plan	14	6	14	3	1	100	30	4.2
4 Medicaid, Medicare, SCHIP, VA/Tricare	14	6	41	9	0	0	58	8.1
5 I bought a plan on my own	4	2	10	2	0	0	15	2.1
6 Don't have health insurance	0	0	0	0	0	0	0	0.0
7 Don't know if I have health insurance	0	0	1	0	0	0	1	0.1
8 Have insurance, don't know primary source	3	1	3	1	0	0	6	0.8
Valid responses =	242	34	453	63	1	0	720	99.0

Invalid responses include no response.



AMERICAN COLLEGE HEALTH ASSOCIATION

American College Health Association-National College Health Assessment (ACHA-NCHA III)
Institutional Data Report - Fall 2020 UNIVERSITY OF IDAHO

American College Health Association
8455 Colesville Road, Suite 740
Silver Spring, MD 20910
(410) 859-1500
www.acha.org

December 1, 2020
FREQUENCY REPORT
Number of Surveys (n) =

727 Web Surveys

80) What is your approximate cumulative grade average?

	Male		Female		Unknown		Total	
	Freq.	Pct.	Freq.	Pct.	Freq.	Pct.	Freq.	Pct.
1 A+	15	6	51	11	0	0	66	9.2
2 A	61	25	124	27	0	0	190	26.4
3 A	54	22	63	14	0	0	121	16.8
4 B+	33	14	67	15	0	0	102	14.2
5 B	27	11	79	17	1	100	111	15.4
6 B-	22	9	25	6	0	0	48	6.7
7 C+	9	4	14	3	0	0	24	3.3
8 C	11	5	10	2	0	0	25	3.5
9 C-	4	2	9	2	0	0	14	1.9
10 D+	1	0	0	0	0	0	1	0.1
11 D	0	0	1	0	0	0	3	0.4
12 D-	0	0	0	0	0	0	0	0.0
13 F	0	0	0	0	0	0	0	0.0
14 N/A	4	2	11	2	0	0	15	2.1
Valid responses =	241	33	454	63	1	0	720	99.0

Invalid responses include no response.

81A) Do you participate in organized college athletics at any of the following levels?

Varsity

	Male		Female		Unknown		Total	
	Freq.	Pct.	Freq.	Pct.	Freq.	Pct.	Freq.	Pct.
1 No	230	96	429	96	1	100	684	96.2
2 Yes	9	4	18	4	0	0	27	3.8
Valid responses =	239	34	447	63	1	0	711	97.8

Invalid responses include no response.

81B) Do you participate in organized college athletics at any of the following levels?

Club Sports

	Male		Female		Unknown		Total	
	Freq.	Pct.	Freq.	Pct.	Freq.	Pct.	Freq.	Pct.
1 No	219	92	419	94	1	100	662	93.2
2 Yes	19	8	28	6	0	0	48	6.8
Valid responses =	238	34	447	63	1	0	710	97.7

Invalid responses include no response.

81C) Do you participate in organized college athletics at any of the following levels?

Intramurals

	Male		Female		Unknown		Total	
	Freq.	Pct.	Freq.	Pct.	Freq.	Pct.	Freq.	Pct.
1 No	196	83	371	84	1	100	590	83.8
2 Yes	41	17	71	16	0	0	114	16.2
Valid responses =	237	34	442	63	1	0	704	96.8

Invalid responses include no response.

82A) Do you have any of the following?

Attention-Deficit/Hyperactivity Disorder (ADD or ADHD)

	Male		Female		Unknown		Total	
	Freq.	Pct.	Freq.	Pct.	Freq.	Pct.	Freq.	Pct.
1 No	218	91	412	91	1	100	647	90.2
2 Yes	22	9	40	9	0	0	70	9.8
Valid responses =	240	33	452	63	1	0	717	98.6

Invalid responses include no response.

82B) Do you have any of the following?

Autism Spectrum Disorder

	Male		Female		Unknown		Total	
	Freq.	Pct.	Freq.	Pct.	Freq.	Pct.	Freq.	Pct.
1 No	234	97	448	99	1	100	703	97.8
2 Yes	7	3	5	1	0	0	16	2.2
Valid responses =	241	34	453	63	1	0	719	98.9

Invalid responses include no response.

82C) Do you have any of the following?

Deaf/Hearing loss

	Male		Female		Unknown		Total	
	Freq.	Pct.	Freq.	Pct.	Freq.	Pct.	Freq.	Pct.
1 No	237	98	438	98	1	100	698	97.6
2 Yes	4	2	11	2	0	0	17	2.4
Valid responses =	241	34	449	63	1	0	715	98.3

Invalid responses include no response.



AMERICAN COLLEGE HEALTH ASSOCIATION

American College Health Association-National College Health Assessment (ACHA-NCHA III)
Institutional Data Report - Fall 2020 UNIVERSITY OF IDAHO

American College Health Association
8455 Colesville Road, Suite 740
Silver Spring, MD 20910
(410) 859-1500
www.acha.org

December 1, 2020
FREQUENCY REPORT
Number of Surveys (n) =

727 Web Surveys

82D) Do you have any of the following?

Learning disability

	Male		Female		Unknown		Total Freq.	Pct.
	Freq.	Pct.	Freq.	Pct.	Freq.	Pct.		
1 No	234	98	431	96	1	100	688	96.1
2 Yes	6	3	20	4	0	0	28	3.9
Valid responses =	240	34	451	63	1	0	716	98.5

Invalid responses include no response.

82E) Do you have any of the following?

Mobility/Dexterity disability

	Male		Female		Unknown		Total Freq.	Pct.
	Freq.	Pct.	Freq.	Pct.	Freq.	Pct.		
1 No	240	100	448	99	1	100	712	99.0
2 Yes	1	0	5	1	0	0	7	1.0
Valid responses =	241	34	453	63	1	0	719	98.9

Invalid responses include no response.

82F) Do you have any of the following?

Blind/Low Vision

	Male		Female		Unknown		Total Freq.	Pct.
	Freq.	Pct.	Freq.	Pct.	Freq.	Pct.		
1 No	236	98	436	97	1	100	694	96.7
2 Yes	5	2	16	4	0	0	24	3.3
Valid responses =	241	34	452	63	1	0	718	98.8

Invalid responses include no response.

82G) Do you have any of the following?

Speech or language disorder

	Male		Female		Unknown		Total Freq.	Pct.
	Freq.	Pct.	Freq.	Pct.	Freq.	Pct.		
1 No	237	98	447	99	1	100	709	98.7
2 Yes	4	2	5	1	0	0	9	1.3
Valid responses =	241	34	452	63	1	0	718	98.8

Invalid responses include no response.

83) Are you currently or have you been a member of the Armed Services?

	Male		Female		Unknown		Total Freq.	Pct.
	Freq.	Pct.	Freq.	Pct.	Freq.	Pct.		
1 No	231	96	448	99	0	0	703	97.4
2 Yes, have served in area of hazardous duty	3	1	2	0	1	100	6	0.8
3 Yes, have not served in area hazardous duty	8	3	5	1	0	0	13	1.8
Valid responses =	242	34	455	63	1	0	722	99.3

Invalid responses include no response.

84) What is the highest level of education completed by either of your parents (or guardians)?

	Male		Female		Unknown		Total Freq.	Pct.
	Freq.	Pct.	Freq.	Pct.	Freq.	Pct.		
1 Did not finish high school	4	2	20	4	0	0	24	3.3
2 High school diploma or GED	31	13	57	13	0	0	91	12.6
3 Attended college but no degree	24	10	36	8	0	0	65	9.0
4 Associate's degree	25	10	36	8	0	0	63	8.7
5 Bachelor's degree	82	34	167	37	0	0	254	35.2
6 Master's degree	50	21	103	23	1	100	160	22.2
7 Doctoral or professional degree (PhD, EdD, MD, JD, etc.)	22	9	35	8	0	0	59	8.2
8 Don't know	4	2	1	0	0	0	6	0.8
Valid responses =	242	34	455	63	1	0	722	99.3

Invalid responses include no response.

85) Are you a parent of a child under the age of 18 or do you have primary responsibility for someone else's child/children under the age of 18?

	Male		Female		Unknown		Total Freq.	Pct.
	Freq.	Pct.	Freq.	Pct.	Freq.	Pct.		
1 No	228	94	441	97	0	0	692	95.8
2 Yes	14	6	14	3	1	100	30	4.2
Valid responses =	242	34	455	63	1	0	722	99.3

Invalid responses include no response.



AMERICAN COLLEGE HEALTH ASSOCIATION

American College Health Association-National College Health Assessment (ACHA-NCHA III)
Institutional Data Report - Fall 2020 UNIVERSITY OF IDAHO

American College Health Association
8455 Colesville Road, Suite 740
Silver Spring, MD 20910
(410) 859-1500
www.acha.org

December 1, 2020
FREQUENCY REPORT
Number of Surveys (n) =

727 Web Surveys

HT_INCH Height in Inches

	Male		Female		Unknown		Total	
	Freq.	Pct.	Freq.	Pct.	Freq.	Pct.	Freq.	Pct.
1 36 or Less Inches	0	0	0	0	0	0	0	0.0
2 37 to 48 Inches	0	0	0	0	0	0	0	0.0
3 49 to 60 Inches	0	0	18	4	0	0	18	2.5
4 61 to 72 Inches	156	66	432	96	0	0	609	85.5
5 73 to 84 Inches	80	34	2	0	1	100	85	11.9
6 85 or More Inches	0	0	0	0	0	0	0	0.0
Valid responses =	236	33	452	63	1	0	712	97.9

Invalid responses include no response.

Due to the improbability of a student surviving a drinking episode resulting in an extremely high BAC, all students with a BAC of .50% or higher are omitted from the BAC figures in this report. BAC is an estimated figure based on the reported number of drinks consumed during the last time they drank alcohol in a social setting, their approximate time of consumption, sex, weight, and the average rate of ethanol metabolism. The BAC variable has only been altered for this report, and remains unchanged in the data file.

BAC Estimated Blood Alcohol Content

	Mean	Median	Std Dev	Min	Max
Male	0.05	0.02	0.06	0	0.25
Female	0.05	0.03	0.06	0	0.36
Overall	0.05	0.03	0.06	0	0.36

BAC Estimated Blood Alcohol Content

	Male		Female		Unknown		Total	
	Freq.	Pct.	Freq.	Pct.	Freq.	Pct.	Freq.	Pct.
0 0% Alcohol	63	39	110	33	0	0	179	35.1
1 .01 to .05% Alcohol	51	32	120	36	0	0	178	34.9
2 .06 to .07% Alcohol	8	5	34	10	0	0	43	8.4
3 .08 to .09% Alcohol	8	5	18	5	0	0	26	5.1
4 .10 to .15% Alcohol	18	11	33	10	0	0	51	10.0
5 .16 to .20% Alcohol	11	7	11	3	0	0	22	4.3
6 .21 to .25% Alcohol	1	1	1	0	0	0	3	0.6
7 .26 to .30% Alcohol	0	0	5	2	0	0	5	1.0
8 .31 to .49% Alcohol	0	0	3	1	0	0	3	0.6
Valid responses =	160	31	335	66	0	0	510	70.2

Invalid responses include no response.

RBAC1 Recoded Estimated Blood Alcohol Content .08%

	Male		Female		Unknown		Total	
	Freq.	Pct.	Freq.	Pct.	Freq.	Pct.	Freq.	Pct.
0 Less than .08%	122	76	264	79	0	0	400	78.4
1 .08% or higher	38	24	71	21	0	0	110	21.6
Valid responses =	160	31	335	66	0	0	510	70.2

Invalid responses include no response.

RBAC2 Recoded Estimated Blood Alcohol Content .1%

	Male		Female		Unknown		Total	
	Freq.	Pct.	Freq.	Pct.	Freq.	Pct.	Freq.	Pct.
0 Less than .1%	130	81	282	84	0	0	426	83.5
1 .1% or higher	30	19	53	16	0	0	84	16.5
Valid responses =	160	31	335	66	0	0	510	70.2

Invalid responses include no response.

BMI Body Mass Index

	Mean	Median	Std Dev	Min	Max
Male	25.39	24.00	5.37	17	49
Female	24.99	24.00	5.52	15	58
Overall	25.27	24.00	5.59	15	58

RBMI Body Mass Index Classifications

	Male		Female		Unknown		Total	
	Freq.	Pct.	Freq.	Pct.	Freq.	Pct.	Freq.	Pct.
1 Underweight (<18.5)	11	5	10	2	0	0	22	3.1
2 Desired weight (18.5- 24.9)	116	49	277	62	0	0	400	56.6
3 Overweight (25- 29.9)	73	31	94	21	1	100	173	24.5
4 Class I obesity (30- 34.9)	24	10	45	10	0	0	75	10.6
5 Class II obesity (35- 39.9)	6	3	10	2	0	0	18	2.5
6 Class III obesity (>=40)	6	3	11	3	0	0	19	2.7
Valid responses =	236	33	447	63	1	0	707	97.2

Invalid responses include no response.



AMERICAN COLLEGE HEALTH ASSOCIATION

American College Health Association-National College Health Assessment (ACHA-NCHA III)
Institutional Data Report - Fall 2020 UNIVERSITY OF IDAHO

American College Health Association
8455 Colesville Road, Suite 740
Silver Spring, MD 20910
(410) 859-1500
www.acha.org

December 1, 2020
FREQUENCY REPORT
Number of Surveys (n) = 727 Web Surveys

USDAFI USDA Food Security Score

	Mean	Median	Std Dev	Min	Max
Male	1.64	1.00	2.1	0	6
Female	2.07	1.00	2.2	0	6
Overall	1.97	1.00	2.2	0	6

RUSDAFI USDA Food Security Category

	Male		Female		Unknown		Total	
	Freq.	Pct.	Freq.	Pct.	Freq.	Pct.	Freq.	Pct.
1 Very low food security (5-6)	37	16	93	21	1	50	140	19.7
2 Low food security (2-4)	47	20	123	27	0	0	178	25.0
3 High or marginal food security (0-1)	153	65	233	52	1	50	393	55.3
Valid responses =	237	33	449	63	2	0	711	97.8

Invalid responses include no response.

KESSLER6 Kessler 6 (K6) Non-Specific Psychological Distress Score

	Mean	Median	Std Dev	Min	Max
Male	7.95	7.00	5.21	0	24
Female	9.74	9.00	5.24	0	24
Overall	9.26	9.00	5.32	0	24

RKESSLER6 Recoded Kessler 6 (K6) Non-Specific Psychological Distress

	Male		Female		Unknown		Total	
	Freq.	Pct.	Freq.	Pct.	Freq.	Pct.	Freq.	Pct.
1 No or low psychological distress (0-8)	140	58	209	46	1	100	355	49.4
2 Moderate psychological distress (9-12)	51	21	101	22	0	0	156	21.7
3 Serious psychological distress (13-24)	50	21	142	31	0	0	207	28.8
Valid responses =	241	34	452	63	1	0	718	98.8

Invalid responses include no response.

ULS3 UCLA Loneliness Scale Score

	Mean	Median	Std Dev	Min	Max
Male	5.38	5.00	1.85	3	9
Female	5.79	6.00	1.73	3	9
Overall	5.69	6.00	1.79	3	9

RULS3 Recoded UCLA Loneliness Scale

	Male		Female		Unknown		Total	
	Freq.	Pct.	Freq.	Pct.	Freq.	Pct.	Freq.	Pct.
1 Negative for loneliness (3-5)	124	52	197	44	0	0	325	45.3
2 Positive for loneliness (6-9)	115	48	256	57	1	100	392	54.7
Valid responses =	239	33	453	63	1	0	717	98.6

Invalid responses include no response.

SBQR Suicide Behavior Questionnaire-Revised (SBQR) Screening Score

	Mean	Median	Std Dev	Min	Max
Male	5.63	4.00	3.15	3	16
Female	5.52	4.00	3.03	3	16
Overall	5.68	5.00	3.15	3	16

RSBQR Recoded Suicide Behavior Questionnaire-Revised (SBQR)

	Male		Female		Unknown		Total	
	Freq.	Pct.	Freq.	Pct.	Freq.	Pct.	Freq.	Pct.
1 Negative for suicidal screening (3-6)	165	68	318	70	1	100	488	67.6
2 Positive for suicidal screening (7-18)	77	32	137	30	0	0	234	32.4
Valid responses =	242	34	455	63	1	0	722	99.3

Invalid responses include no response.

DIENER Diener Flourishing Score

	Mean	Median	Std Dev	Min	Max
Male	44.49	46.00	8.29	15	56
Female	44.82	47.00	7.93	8	56
Overall	44.50	46.00	8.25	8	56

CDRISC2 Connor-Davidson Resilience Scale 2 (CD-RISC2) Score

	Mean	Median	Std Dev	Min	Max
Male	6.22	6.00	1.39	0	8
Female	5.90	6.00	1.33	1	8
Overall	6.01	6.00	1.37	0	8



AMERICAN COLLEGE HEALTH ASSOCIATION

American College Health Association-National College Health Assessment (ACHA-NCHA III)
Institutional Data Report - Fall 2020 UNIVERSITY OF IDAHO

American College Health Association
8455 Colesville Road, Suite 740
Silver Spring, MD 20910
(410) 859-1500
www.acha.org

December 1, 2020
FREQUENCY REPORT
Number of Surveys (n) = 727 Web Surveys

SSISTOBACCO ASSIST SSIS TOBACCO SCORE

	Mean	Median	Std Dev	Min	Max
Male	7.96	6.00	7.3	0	25
Female	6.21	2.00	7.59	0	30
Overall	6.92	5.00	7.47	0	30

TOBACCORISK ASSIST Tobacco Risk

	Male		Female		Unknown		Total	
	Freq.	Pct.	Freq.	Pct.	Freq.	Pct.	Freq.	Pct.
1 Low Risk (0-3)	42	41	93	55	0	0	139	48.8
2 Moderate Risk (4-26)	60	59	70	41	0	0	140	49.1
3 High Risk (27-39)	0	0	6	4	0	0	6	2.1
Valid responses =	102	36	169	59	0	0	285	39.2

Invalid responses include no response.

SSISALCOHOL ASSIST SSIS ALCOHOL SCORE

	Mean	Median	Std Dev	Min	Max
Male	7.96	6.00	6.97	0	33
Female	8.31	7.00	6.3	0	31
Overall	8.19	7.00	6.56	0	33

ALCOHOLRISK ASSIST Alcohol Risk

	Male		Female		Unknown		Total	
	Freq.	Pct.	Freq.	Pct.	Freq.	Pct.	Freq.	Pct.
1 Low Risk (0-10)	126	75	240	73	0	0	382	74.2
2 Moderate Risk (11-26)	34	20	82	25	0	0	118	22.9
3 High Risk (27-39)	9	5	5	2	0	0	15	2.9
Valid responses =	169	33	327	63	0	0	515	70.8

Invalid responses include no response.

SSISCANNABIS ASSIST SSIS CANNABIS SCORE

	Mean	Median	Std Dev	Min	Max
Male	5.94	5.00	6.04	0	30
Female	6.19	3.00	6.98	0	34
Overall	6.20	5.00	6.73	0	34

CANNABISRISK ASSIST Cannabis Risk

	Male		Female		Unknown		Total	
	Freq.	Pct.	Freq.	Pct.	Freq.	Pct.	Freq.	Pct.
1 Low Risk (0-3)	38	39	107	52	0	0	151	47.5
2 Moderate Risk (4-26)	57	59	97	47	0	0	163	51.3
3 High Risk (27-39)	2	2	2	1	0	0	4	1.3
Valid responses =	97	31	206	65	0	0	318	43.7

Invalid responses include no response.

SSISCOCAINE ASSIST SSIS COCAINE SCORE

	Mean	Median	Std Dev	Min	Max
Male	2.09	0.00	4.44	0	20
Female	1.64	0.00	2.68	0	12
Overall	1.75	0.00	3.36	0	20

COCAINERISK ASSIST Cocaine Risk

	Male		Female		Unknown		Total	
	Freq.	Pct.	Freq.	Pct.	Freq.	Pct.	Freq.	Pct.
1 Low Risk (0-3)	18	78	30	83	0	0	52	82.5
2 Moderate Risk (4-26)	5	22	6	17	0	0	11	17.5
3 High Risk (27-39)	0	0	0	0	0	0	0	0.0
Valid responses =	23	37	36	57	0	0	63	8.7

Invalid responses include no response.

SSISMETH ASSIST SSIS METHAMPHETAMINE SCORE

	Mean	Median	Std Dev	Min	Max
Male	0.00	0.00	0	0	0
Female	0.00	0.00	.	0	0
Overall	0.60	0.00	1.34	0	3

METHRISK ASSIST Methamphetamine Risk

	Male		Female		Unknown		Total	
	Freq.	Pct.	Freq.	Pct.	Freq.	Pct.	Freq.	Pct.
1 Low Risk (0-3)	2	100	1	100	0	0	5	100.0
2 Moderate Risk (4-26)	0	0	0	0	0	0	0	0.0
3 High Risk (27-39)	0	0	0	0	0	0	0	0.0
Valid responses =	2	40	1	20	0	0	5	0.7

Invalid responses include no response.



AMERICAN COLLEGE HEALTH ASSOCIATION

American College Health Association-National College Health Assessment (ACHA-NCHA III)
Institutional Data Report - Fall 2020 UNIVERSITY OF IDAHO

American College Health Association
8455 Colesville Road, Suite 740
Silver Spring, MD 20910
(410) 859-1500
www.acha.org

December 1, 2020
FREQUENCY REPORT
Number of Surveys (n) = 727 Web Surveys

SSISINHALANT ASSIST SSIS INHALANTS SCORE

	Mean	Median	Std Dev	Min	Max
Male	1.25	0.00	2.12	0	6
Female	1.00	0.00	2.24	0	5
Overall	1.61	0.00	3.58	0	14

INHALANTRISK ASSIST Inhalant Risk

	Male		Female		Unknown		Total	
	Freq.	Pct.	Freq.	Pct.	Freq.	Pct.	Freq.	Pct.
1 Low Risk (0-3)	7	88	4	80	0	0	15	83.3
2 Moderate Risk (4-26)	1	13	1	20	0	0	3	16.7
3 High Risk (27-39)	0	0	0	0	0	0	0	0.0
Valid responses =	8	44	5	28	0	0	18	2.5

Invalid responses include no response.

SSISRXSTIMULANT ASSIST SSIS ADJUSTED PRESCRIPTION STIMULANT SCORE

	Mean	Median	Std Dev	Min	Max
Male	3.89	2.00	7.27	0	28
Female	2.36	0.00	4.23	0	23
Overall	2.78	0.00	5.46	0	28

RXSTIMULANTRISK ASSIST Prescription Stimulant Risk

	Male		Female		Unknown		Total	
	Freq.	Pct.	Freq.	Pct.	Freq.	Pct.	Freq.	Pct.
1 Low Risk (0-3)	20	74	34	76	0	0	58	76.3
2 Moderate Risk (4-26)	5	19	11	24	0	0	16	21.1
3 High Risk (27-39)	2	7	0	0	0	0	2	2.6
Valid responses =	27	36	45	59	0	0	76	10.5

Invalid responses include no response.

SSISSEDATIVE ASSIST SSIS ADJUSTED SEDATIVE SCORE

	Mean	Median	Std Dev	Min	Max
Male	2.25	0.00	6.36	0	18
Female	2.54	0.00	4.79	0	19
Overall	2.37	0.00	4.9	0	19

SEDATIVERISK ASSIST Sedative Risk

	Male		Female		Unknown		Total	
	Freq.	Pct.	Freq.	Pct.	Freq.	Pct.	Freq.	Pct.
1 Low Risk (0-3)	7	88	21	81	0	0	31	81.6
2 Moderate Risk (4-26)	1	13	5	19	0	0	7	18.4
3 High Risk (27-39)	0	0	0	0	0	0	0	0.0
Valid responses =	8	21	26	68	0	0	38	5.2

Invalid responses include no response.

SSISHALLUCINOGEN ASSIST SSIS HALLUCINOGENS SCORE

	Mean	Median	Std Dev	Min	Max
Male	1.71	0.00	2.82	0	15
Female	1.51	0.00	2.49	0	11
Overall	1.64	0.00	2.57	0	15

HALLUCINOGENRISK ASSIST Hallucinogen Risk

	Male		Female		Unknown		Total	
	Freq.	Pct.	Freq.	Pct.	Freq.	Pct.	Freq.	Pct.
1 Low Risk (0-3)	35	83	47	80	0	0	88	81.5
2 Moderate Risk (4-26)	7	17	12	20	0	0	20	18.5
3 High Risk (27-39)	0	0	0	0	0	0	0	0.0
Valid responses =	42	39	59	55	0	0	108	14.9

Invalid responses include no response.

SSISHEROIN ASSIST SSIS HEROIN SCORE

	Mean	Median	Std Dev	Min	Max
Male	0.00	0.00	0	0	0
Female	6.00	6.00	.	6	6
Overall	2.00	0.00	3.46	0	6

HEROINRISK ASSIST Heroin Risk

	Male		Female		Unknown		Total	
	Freq.	Pct.	Freq.	Pct.	Freq.	Pct.	Freq.	Pct.
1 Low Risk (0-3)	2	100	0	0	0	0	2	66.7
2 Moderate Risk (4-26)	0	0	1	100	0	0	1	33.3
3 High Risk (27-39)	0	0	0	0	0	0	0	0.0
Valid responses =	2	67	1	33	0	0	3	0.4

Invalid responses include no response.



AMERICAN COLLEGE HEALTH ASSOCIATION

American College Health Association-National College Health Assessment (ACHA-NCHA III)
Institutional Data Report - Fall 2020 UNIVERSITY OF IDAHO

American College Health Association
8455 Colesville Road, Suite 740
Silver Spring, MD 20910
(410) 859-1500
www.acha.org

December 1, 2020
FREQUENCY REPORT
Number of Surveys (n) = 727 Web Surveys

SSISRXOPIOID ASSIST SSIS ADJUSTED PRESCRIPTION OPIOID SCORE

	Mean	Median	Std Dev	Min	Max
Male	1.09	0.00	2.02	0	6
Female	1.23	0.00	2.16	0	6
Overall	1.22	0.00	2.15	0	6

RXOPIOIDRISK ASSIST Opioid Risk

	Male		Female		Unknown		Total	
	Freq.	Pct.	Freq.	Pct.	Freq.	Pct.	Freq.	Pct.
1 Low Risk (0-3)	10	91	21	81	0	0	34	82.9
2 Moderate Risk (4-26)	1	9	5	19	0	0	7	17.1
3 High Risk (27-39)	0	0	0	0	0	0	0	0.0
Valid responses =	11	27	26	63	0	0	41	5.6

Invalid responses include no response.

SSISOTHER ASSIST SSIS OTHER DRUG SCORE

	Mean	Median	Std Dev	Min	Max
Male
Female	13.00	15.00	12.12	0	24
Overall	13.00	15.00	12.12	0	24

OTHERSSISRISK ASSIST Other Drug Risk

	Male		Female		Unknown		Total	
	Freq.	Pct.	Freq.	Pct.	Freq.	Pct.	Freq.	Pct.
1 Low Risk (0-3)	0	0	1	33	0	0	1	33.3
2 Moderate Risk (4-26)	0	0	2	67	0	0	2	66.7
3 High Risk (27-39)	0	0	0	0	0	0	0	0.0
Valid responses =	0	0	3	100	0	0	3	0.4

Invalid responses include no response.

PATOTALMOD Total moderate activity minutes/week conversion

	Mean	Median	Std Dev	Min	Max
Male	431.52	285.00	504.85	0	4105
Female	397.78	240.00	504.22	0	5040
Overall	407.33	240.00	501.91	0	5040

PAAERO Met Weekly PA Guideline for Aerobic Activity ONLY

	Male		Female		Unknown		Total	
	Freq.	Pct.	Freq.	Pct.	Freq.	Pct.	Freq.	Pct.
1 No	68	29	156	35	1	33	233	32.9
2 Yes	170	71	287	65	2	67	475	67.1
Valid responses =	238	34	443	63	3	0	708	97.4

Invalid responses include no response.

PAGUIDE Met Weekly PA Guideline for Aerobic and Muscle-Strengthening Activity

	Male		Female		Unknown		Total	
	Freq.	Pct.	Freq.	Pct.	Freq.	Pct.	Freq.	Pct.
1 No	131	55	292	66	2	67	445	62.9
2 Yes	107	45	151	34	1	33	263	37.1
Valid responses =	238	34	443	63	3	0	708	97.4

Invalid responses include no response.

HAPAGUIDE Met Weekly PA Guideline for HIGHLY ACTIVE Adults

	Male		Female		Unknown		Total	
	Freq.	Pct.	Freq.	Pct.	Freq.	Pct.	Freq.	Pct.
1 No	153	64	327	74	3	100	504	71.2
2 Yes	85	36	116	26	0	0	204	28.8
Valid responses =	238	34	443	63	3	0	708	97.4

Invalid responses include no response.



AMERICAN COLLEGE HEALTH ASSOCIATION

American College Health Association-National College Health Assessment (ACHA-NCHA III)
Institutional Data Report - Fall 2020 UNIVERSITY OF IDAHO

American College Health Association
8455 Colesville Road, Suite 740
Silver Spring, MD 20910
(410) 859-1500
www.acha.org

December 1, 2020
FREQUENCY REPORT
Number of Surveys (n) =

727 Web Surveys

QCOVID1 Have you ever had COVID-19 (the novel coronavirus disease)?

	Male		Female		Unknown		Total	
	Freq.	Pct.	Freq.	Pct.	Freq.	Pct.	Freq.	Pct.
1 Yes (confirmed by a test)	18	7	40	9	1	25	61	8.4
3 Maybe (e.g., I have had symptoms consistent with COVID-19, but it was not confirmed by a test)	22	9	52	12	1	25	78	10.8
5 Probably not (no symptoms or other reason to think I have had it)	36	15	54	12	0	0	93	12.8
6 No (confirmed by negative test)	166	69	308	68	2	50	492	68.0
Valid responses =	242	33	454	63	4	1	724	99.6

Invalid responses include no response.

QCOVID1A How severe were any symptoms that you experienced? (only includes students who selected Yes or Maybe to ever having had COVID-19)

	Male		Female		Unknown		Total	
	Freq.	Pct.	Freq.	Pct.	Freq.	Pct.	Freq.	Pct.
1 Severe (e.g., difficulty breathing or speaking, low blood pressure, high fever of 103 F (39.4 C or higher)	0	0	7	8	0	0	7	5.1
2 Moderate (e.g., some shortness of breath, cough, fever of 100.4 F (38 C) or higher)	15	38	26	29	1	50	43	31.2
3 Mild (e.g., cold-like symptoms)	20	50	51	56	1	50	76	55.1
4 No symptoms (asymptomatic)	5	13	7	8	0	0	12	8.7
Valid responses =	40	29	91	66	2	1	138	19.0

Invalid responses include no response.

QCOVID1B Were you hospitalized because of your COVID-19 symptoms? (only includes students who selected Yes or Maybe to ever having had COVID-19)

	Male		Female		Unknown		Total	
	Freq.	Pct.	Freq.	Pct.	Freq.	Pct.	Freq.	Pct.
1 Yes	0	0	0	0	0	0	0	0.0
2 No	40	100	91	100	2	100	138	100.0
Valid responses =	40	29	91	66	2	1	138	19.0

Invalid responses include no response.

QCOVID2 Have you had a loved one, close family member, or friend die due to COVID-19?

	Male		Female		Unknown		Total	
	Freq.	Pct.	Freq.	Pct.	Freq.	Pct.	Freq.	Pct.
1 Yes	12	5	31	7	0	0	45	6.2
2 No	230	95	423	93	4	100	679	93.8
Valid responses =	242	33	454	63	4	1	724	99.6

Invalid responses include no response.

QCOVID3 Do you have a loved one, close family member, or friend that has been dealing with long term effects (or a long recovery) following a COVID-19 illness?

	Male		Female		Unknown		Total	
	Freq.	Pct.	Freq.	Pct.	Freq.	Pct.	Freq.	Pct.
1 Yes	27	11	66	15	1	25	100	13.8
2 No	215	89	389	86	3	75	625	86.2
Valid responses =	242	33	455	63	4	1	725	99.7

Invalid responses include no response.

QCOVID4 How supportive have your professors and instructors been for you during the COVID-19 pandemic?

	Male		Female		Unknown		Total	
	Freq.	Pct.	Freq.	Pct.	Freq.	Pct.	Freq.	Pct.
1 Very unsupportive	4	2	10	2	0	0	14	1.9
2 Unsupportive	5	2	21	5	0	0	28	3.9
3 Neither supportive nor unsupportive	32	13	38	8	1	25	74	10.2
4 Supportive	102	42	193	42	1	25	302	41.7
5 Very supportive	69	29	161	35	2	50	241	33.2
6 I do not think about my professors and instructors for support	30	12	32	7	0	0	66	9.1
Valid responses =	242	33	455	63	4	1	725	99.7

Invalid responses include no response.

QCOVID5 I believe that my campus has done enough to protect students from COVID-19.

	Male		Female		Unknown		Total	
	Freq.	Pct.	Freq.	Pct.	Freq.	Pct.	Freq.	Pct.
1 Strongly disagree	9	4	23	5	1	25	39	5.4
2 Disagree	32	13	68	15	0	0	106	14.6
3 Neither disagree nor agree	44	18	77	17	0	0	123	17.0
4 Agree	105	43	201	44	1	25	316	43.6
5 Strongly agree	52	22	86	19	2	50	141	19.4
Valid responses =	242	33	455	63	4	1	725	99.7

Invalid responses include no response.



AMERICAN COLLEGE HEALTH ASSOCIATION

American College Health Association-National College Health Assessment (ACHA-NCHA III)
Institutional Data Report - Fall 2020 UNIVERSITY OF IDAHO

American College Health Association
8455 Colesville Road, Suite 740
Silver Spring, MD 20910
(410) 859-1500
www.acha.org

December 1, 2020
FREQUENCY REPORT
Number of Surveys (n) =

727 Web Surveys

QCOVID6 I follow my campus policies related to COVID-19.

	Male		Female		Unknown		Total	
	Freq.	Pct.	Freq.	Pct.	Freq.	Pct.	Freq.	Pct.
1 Strongly disagree	3	1	3	1	0	0	7	1.0
2 Disagree	8	3	12	3	0	0	20	2.8
3 Neither disagree nor agree	12	5	19	4	0	0	32	4.4
4 Agree	113	47	221	49	2	50	343	47.4
5 Strongly agree	105	44	200	44	2	50	322	44.5
Valid responses =	241	33	455	63	4	1	724	99.6

Invalid responses include no response.

QCOVID7 I believe that the policies implemented by my campus can reduce the spread of COVID-19.

	Male		Female		Unknown		Total	
	Freq.	Pct.	Freq.	Pct.	Freq.	Pct.	Freq.	Pct.
1 Strongly disagree	7	3	17	4	0	0	26	3.6
2 Disagree	21	9	32	7	0	0	57	7.9
3 Neither disagree nor agree	41	17	62	14	2	50	108	14.9
4 Agree	115	48	247	54	1	25	373	51.4
5 Strongly agree	58	24	97	21	1	25	161	22.2
Valid responses =	242	33	455	63	4	1	725	99.7

Invalid responses include no response.

QCOVID8 I believe that students at my school are taking precautions to protect one another from COVID-19.

	Male		Female		Unknown		Total	
	Freq.	Pct.	Freq.	Pct.	Freq.	Pct.	Freq.	Pct.
1 Strongly disagree	13	5	29	6	1	25	46	6.3
2 Disagree	46	19	94	21	0	0	149	20.6
3 Neither disagree nor agree	72	30	141	31	0	0	217	29.9
4 Agree	92	38	175	39	2	50	276	38.1
5 Strongly agree	19	8	16	4	1	25	37	5.1
Valid responses =	242	33	455	63	4	1	725	99.7

Invalid responses include no response.

QCOVID9 I believe that the personal protective measures (e.g. wearing a face mask, physical distancing) I take can protect the health of others in my campus community.

	Male		Female		Unknown		Total	
	Freq.	Pct.	Freq.	Pct.	Freq.	Pct.	Freq.	Pct.
1 Strongly disagree	10	4	13	3	0	0	24	3.3
2 Disagree	11	5	22	5	0	0	33	4.6
3 Neither disagree nor agree	27	11	29	6	0	0	58	8.0
4 Agree	100	41	181	40	2	50	293	40.4
5 Strongly agree	94	39	210	46	2	50	317	43.7
Valid responses =	242	33	455	63	4	1	725	99.7

Invalid responses include no response.

QCOVID10 How often do you wash or disinfect your hands and avoid touching your eyes, nose, and mouth?

	Male		Female		Unknown		Total	
	Freq.	Pct.	Freq.	Pct.	Freq.	Pct.	Freq.	Pct.
1 Never	1	0	0	0	0	0	1	0.1
2 Rarely	12	5	5	1	1	25	18	2.5
3 Sometimes	40	17	50	11	1	25	93	12.8
4 Often	117	49	210	46	0	0	339	46.8
5 Frequently	71	30	190	42	2	50	273	37.7
Valid responses =	241	33	455	63	4	1	724	99.6

Invalid responses include no response.

QCOVID11 How often do you keep a physical distance of six-feet between yourself and others in public?

	Male		Female		Unknown		Total	
	Freq.	Pct.	Freq.	Pct.	Freq.	Pct.	Freq.	Pct.
1 Never	7	3	6	1	0	0	13	1.8
2 Rarely	12	5	18	4	1	25	31	4.3
3 Sometimes	35	15	90	20	1	25	127	17.5
4 Often	121	50	190	42	2	50	327	45.1
5 Frequently	67	28	151	33	0	0	227	31.3
Valid responses =	242	33	455	63	4	1	725	99.7

Invalid responses include no response.

QCOVID12 How often do you wear a face mask when you are unable to maintain a six-foot distance between yourself and others in public?

	Male		Female		Unknown		Total	
	Freq.	Pct.	Freq.	Pct.	Freq.	Pct.	Freq.	Pct.
1 Never	6	3	2	0	0	0	8	1.1
2 Rarely	5	2	11	2	1	25	17	2.3
3 Sometimes	13	5	28	6	1	25	44	6.1
4 Often	49	20	82	18	0	0	132	18.2
5 Frequently	169	70	332	73	2	50	524	72.3
Valid responses =	242	33	455	63	4	1	725	99.7

Invalid responses include no response.



AMERICAN COLLEGE HEALTH ASSOCIATION

American College Health Association-National College Health Assessment (ACHA-NCHA III)
Institutional Data Report - Fall 2020 UNIVERSITY OF IDAHO

American College Health Association
8455 Colesville Road, Suite 740
Silver Spring, MD 20910
(410) 859-1500
www.acha.org

December 1, 2020
FREQUENCY REPORT
Number of Surveys (n) =

727 Web Surveys

QCOVID13A Over the past 30 days, on average, how much have you been concerned with the following? How long the COVID-19 pandemic will last

	Male		Female		Unknown		Total Freq.	Pct.
	Freq.	Pct.	Freq.	Pct.	Freq.	Pct.		
1 Not concerned at all	34	14	21	5	0	0	55	7.6
2 Slightly concerned	42	17	52	12	0	0	97	13.4
3 Moderately concerned	70	29	119	26	2	50	199	27.5
4 Very concerned	53	22	157	35	1	25	218	30.2
5 Extremely concerned	43	18	104	23	1	25	154	21.3
Valid responses =	242	33	453	63	4	1	723	99.4

Invalid responses include no response.

QCOVID13B Over the past 30 days, on average, how much have you been concerned with the following? That you will get COVID-19 (only includes students who selected Maybe, Probably not, or No to having had COVID-19)

	Male		Female		Unknown		Total Freq.	Pct.
	Freq.	Pct.	Freq.	Pct.	Freq.	Pct.		
1 Not concerned at all	80	36	73	18	1	33	155	23.4
2 Slightly concerned	65	29	119	29	0	0	189	28.5
3 Moderately concerned	47	21	96	23	1	33	152	23.0
4 Very concerned	21	9	80	19	0	0	106	16.0
5 Extremely concerned	11	5	45	11	1	33	60	9.1
Valid responses =	224	34	413	62	3	0	662	91.1

Invalid responses include no response.

QCOVID13C Over the past 30 days, on average, how much have you been concerned with the following? That you will get COVID-19 again (only includes students who selected Yes to having had COVID-19)

	Male		Female		Unknown		Total Freq.	Pct.
	Freq.	Pct.	Freq.	Pct.	Freq.	Pct.		
1 Not concerned at all	12	67	14	35	0	0	26	42.6
2 Slightly concerned	3	17	8	20	0	0	11	18.0
3 Moderately concerned	1	6	5	13	1	100	9	14.8
4 Very concerned	2	11	9	23	0	0	11	18.0
5 Extremely concerned	0	0	4	10	0	0	4	6.6
Valid responses =	18	30	40	66	1	2	61	8.4

Invalid responses include no response.

QCOVID13D Over the past 30 days, on average, how much have you been concerned with the following? That someone you care about will get COVID-19

	Male		Female		Unknown		Total Freq.	Pct.
	Freq.	Pct.	Freq.	Pct.	Freq.	Pct.		
1 Not concerned at all	47	19	44	10	0	0	92	12.7
2 Slightly concerned	48	20	94	21	1	25	145	20.1
3 Moderately concerned	63	26	77	17	1	25	146	20.2
4 Very concerned	47	19	126	28	0	0	180	24.9
5 Extremely concerned	37	15	111	25	2	50	159	22.0
Valid responses =	242	34	452	63	4	1	722	99.3

Invalid responses include no response.

QCOVID13E Over the past 30 days, on average, how much have you been concerned with the following? That someone you care about will die from COVID-19

	Male		Female		Unknown		Total Freq.	Pct.
	Freq.	Pct.	Freq.	Pct.	Freq.	Pct.		
1 Not concerned at all	77	32	97	22	1	25	176	24.5
2 Slightly concerned	56	23	87	19	1	25	148	20.6
3 Moderately concerned	42	17	71	16	0	0	120	16.7
4 Very concerned	35	15	91	20	0	0	128	17.8
5 Extremely concerned	31	13	104	23	2	50	147	20.4
Valid responses =	241	34	450	63	4	1	719	98.9

Invalid responses include no response.

QCOVID13F Over the past 30 days, on average, how much have you been concerned with the following? Not being able to spend time with people you care about

	Male		Female		Unknown		Total Freq.	Pct.
	Freq.	Pct.	Freq.	Pct.	Freq.	Pct.		
1 Not concerned at all	41	17	50	11	0	0	94	13.0
2 Slightly concerned	54	22	53	12	1	25	111	15.4
3 Moderately concerned	54	22	93	21	1	25	155	21.4
4 Very concerned	53	22	136	30	1	25	196	27.1
5 Extremely concerned	39	16	122	27	1	25	167	23.1
Valid responses =	241	33	454	63	4	1	723	99.4

Invalid responses include no response.



AMERICAN COLLEGE HEALTH ASSOCIATION

American College Health Association-National College Health Assessment (ACHA-NCHA III)
Institutional Data Report - Fall 2020 UNIVERSITY OF IDAHO

American College Health Association
8455 Colesville Road, Suite 740
Silver Spring, MD 20910
(410) 859-1500
www.acha.org

December 1, 2020
FREQUENCY REPORT
Number of Surveys (n) =

727 Web Surveys

QCOVID13G Over the past 30 days, on average, how much have you been concerned with the following? Uncertainty of the future

	Male		Female		Unknown		Total		Pct.
	Freq.	Pct.	Freq.	Pct.	Freq.	Pct.	Freq.		
1 Not concerned at all	38	16	24	5	1	25	65	9.0	
2 Slightly concerned	44	18	41	9	0	0	85	11.8	
3 Moderately concerned	54	22	89	20	1	25	147	20.4	
4 Very concerned	37	15	142	31	0	0	183	25.3	
5 Extremely concerned	68	28	157	35	2	50	242	33.5	
Valid responses =	241	33	453	63	4	1	722	99.3	

Invalid responses include no response.

QCOVID14 If you have received counseling or therapy (either in-person or by telehealth) in the past 12 months, how has your access to mental health care been affected by the COVID-19 pandemic? (only includes students who have received psychological or mental health services in the last 12 months)

	Male		Female		Unknown		Total		Pct.
	Freq.	Pct.	Freq.	Pct.	Freq.	Pct.	Freq.		
1 Much more difficult or limited access	6	14	17	12	0	0	24	11.6	
2 Somewhat more difficult or limited access	15	35	52	35	0	0	74	35.7	
3 No significant change in access	15	35	51	35	0	0	72	34.8	
4 Somewhat less difficult or limited access	1	2	7	5	0	0	8	3.9	
5 Much less difficult or limited access	4	9	6	4	0	0	10	4.8	
6 Don't know or not applicable (have not tried to access care since the pandemic began)	2	5	15	10	0	0	19	9.2	
Valid responses =	43	0	148	71	0	0	207	28.5	

Invalid responses include no response.

QCOVID15 As a result of the COVID-19 pandemic, have you experienced any discriminatory or hostile behavior due to your race/ethnicity (or what someone thought was your race/ethnicity)?

	Male		Female		Unknown		Total		Pct.
	Freq.	Pct.	Freq.	Pct.	Freq.	Pct.	Freq.		
1 Yes	12	5	22	5	0	0	34	4.7	
2 No	229	95	431	95	4	100	688	95.3	
Valid responses =	241	33	453	63	4	1	722	99.3	

Invalid responses include no response.

QCOVID16 As a result of the COVID-19 pandemic, have you witnessed (online exchanges or in-person) any discriminatory or hostile behavior or exchanges towards others due to their race/ethnicity (or what someone thought was their race/ethnicity)?

	Male		Female		Unknown		Total		Pct.
	Freq.	Pct.	Freq.	Pct.	Freq.	Pct.	Freq.		
1 Yes	55	23	140	31	2	50	210	29.0	
2 No	187	77	314	69	2	50	514	71.0	
Valid responses =	242	33	454	63	4	1	724	99.6	

Invalid responses include no response.

QCOVID17 How has your financial situation been affected by the COVID-19 pandemic?

	Male		Female		Unknown		Total		Pct.
	Freq.	Pct.	Freq.	Pct.	Freq.	Pct.	Freq.		
1 A lot more stressful	57	24	113	25	2	50	181	25.0	
2 Somewhat more stressful	84	35	186	41	1	25	281	38.8	
3 No significant change	89	37	147	32	1	25	240	33.1	
4 Somewhat less stressful	8	3	6	1	0	0	15	2.1	
5 A lot less stressful	4	2	2	0	0	0	7	1.0	
Valid responses =	242	33	454	63	4	1	724	99.6	

Invalid responses include no response.

QCOVID18 How has the COVID-19 pandemic impacted your overall level of stress?

	Male		Female		Unknown		Total		Pct.
	Freq.	Pct.	Freq.	Pct.	Freq.	Pct.	Freq.		
1 Significantly increased my level of stress	69	29	195	43	2	50	281	38.8	
2 Somewhat increased my level of stress	128	53	221	49	1	25	359	49.6	
3 No change in my level of stress	43	18	31	7	0	0	74	10.2	
4 Somewhat decreased my level of stress	1	0	6	1	0	0	7	1.0	
5 Significantly decreased my level of stress	1	0	1	0	1	25	3	0.4	
Valid responses =	242	33	454	63	4	1	724	99.6	

Invalid responses include no response.

QCOVID19 Once a vaccine is developed for COVID-19, how likely are you to get vaccinated?

	Male		Female		Unknown		Total		Pct.
	Freq.	Pct.	Freq.	Pct.	Freq.	Pct.	Freq.		
1 Very likely to be vaccinated	124	52	237	52	2	50	381	52.7	
2 Somewhat likely to be vaccinated	65	27	111	24	0	0	182	25.2	
3 Somewhat unlikely to be vaccinated	25	10	47	10	2	50	74	10.2	
4 Very unlikely to be vaccinated	27	11	59	13	0	0	86	11.9	
Valid responses =	241	33	454	63	4	1	723	99.4	

Invalid responses include no response.



AMERICAN COLLEGE HEALTH ASSOCIATION

American College Health Association-National College Health Assessment (ACHA-NCHA III)
Institutional Data Report - Fall 2020 UNIVERSITY OF IDAHO

American College Health Association
8455 Colesville Road, Suite 740
Silver Spring, MD 20910
(410) 859-1500
www.acha.org

December 1, 2020
FREQUENCY REPORT
Number of Surveys (n) =

727 Web Surveys

QCOVID20 If you were to test positive for COVID-19 and were contacted by a public health worker to learn more about who you may have been in contact with while you were infectious, how likely do you think you would be to truthfully answer their questions?

	Male		Female		Unknown		Total	
	Freq.	Pct.	Freq.	Pct.	Freq.	Pct.	Freq.	Pct.
1 Very likely to be honest with the public health worker	189	78	376	83	4	100	591	81.5
2 Somewhat likely to be honest with the public health worker	39	16	65	14	0	0	106	14.6
3 Somewhat unlikely to honest with the public health worker	6	3	8	2	0	0	14	1.9
4 Very unlikely to honest with the public health worker	8	3	6	1	0	0	14	1.9
Valid responses =	242	33	455	63	4	1	725	99.7

Invalid responses include no response.

QCOVID21 Were it not for the COVID-19 pandemic, I would prefer to take most of my classes:

(only includes students who are taking classes entirely online, or a mix of in-person and online classes)

	Male		Female		Unknown		Total	
	Freq.	Pct.	Freq.	Pct.	Freq.	Pct.	Freq.	Pct.
1 In-person	203	88	390	89	1	100	611	88.0
2 Online	28	12	48	11	0	0	83	12.0
Valid responses =	231	33	438	63	1	0	694	95.5

Invalid responses include no response.

QCOVID22 I am at a different college/university than I had planned to attend because of the COVID-19 pandemic.

	Male		Female		Unknown		Total	
	Freq.	Pct.	Freq.	Pct.	Freq.	Pct.	Freq.	Pct.
1 No	236	98	423	93	1	100	682	94.5
2 Yes	6	3	32	7	0	0	40	5.5
Valid responses =	242	34	455	63	1	0	722	99.3

Invalid responses include no response.